


Parts Catalog

Mazda RX-7
U.S.A.
(95)



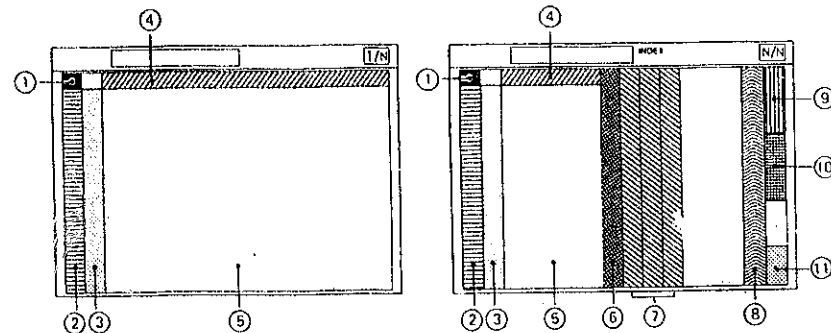
FD333 - 400001-500000

Feb. '97 (FINAL)
Catalog No. AU-FA06-04

mazda
© 1997 Mazda Motor Corporation

LAYOUT OF CONTENTS / DISPOSITION TYPOGRAPHIQUE DE CONTENU / DISPOSICION DEL CONTENIDO / ANORDNUNG DES INHALTS


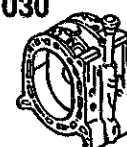

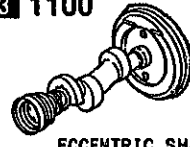

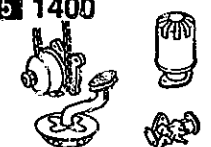
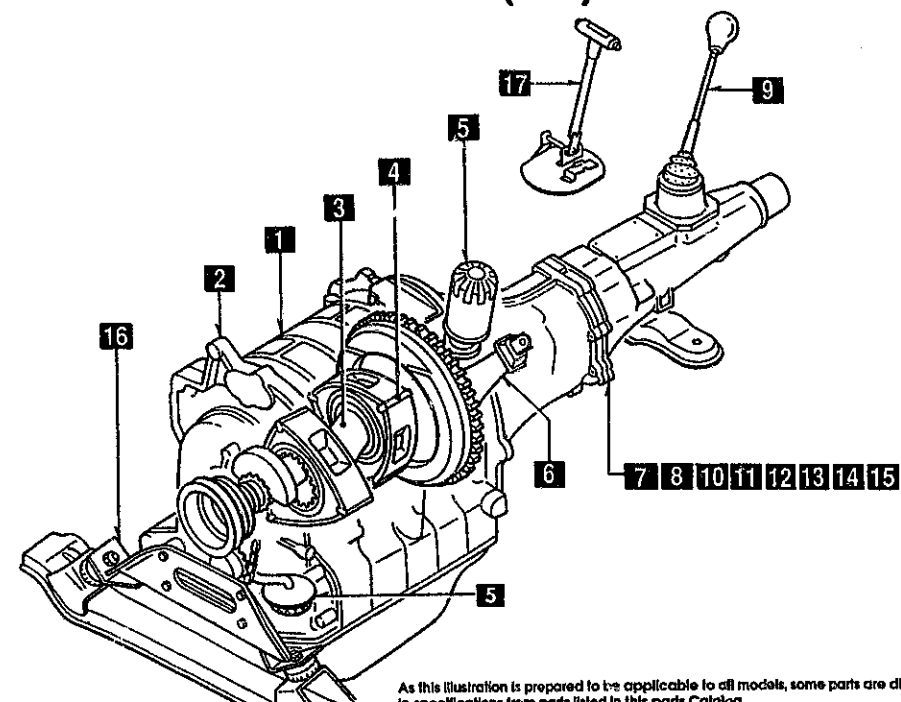


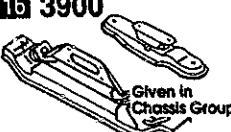
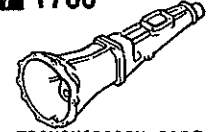
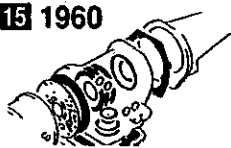


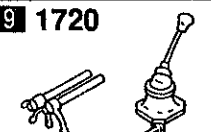
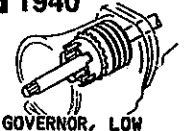

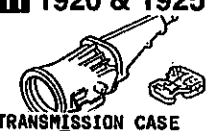

- The following is a typical example of the layout of contents on Mazda microfiche parts catalog.
- Voici un exemple typique de la disposition typographique de contenu dans les microfiches de catalogue des pièces de Mazda.
- El siguiente es un ejemplo típico de la disposición del contenido en una microficha del catálogo de repuestos de Mazda.
- Folgendes ist ein typisches Beispiel der Inhaltsanordnung des Mazda-Mikrofiche-Teilekatalogs.









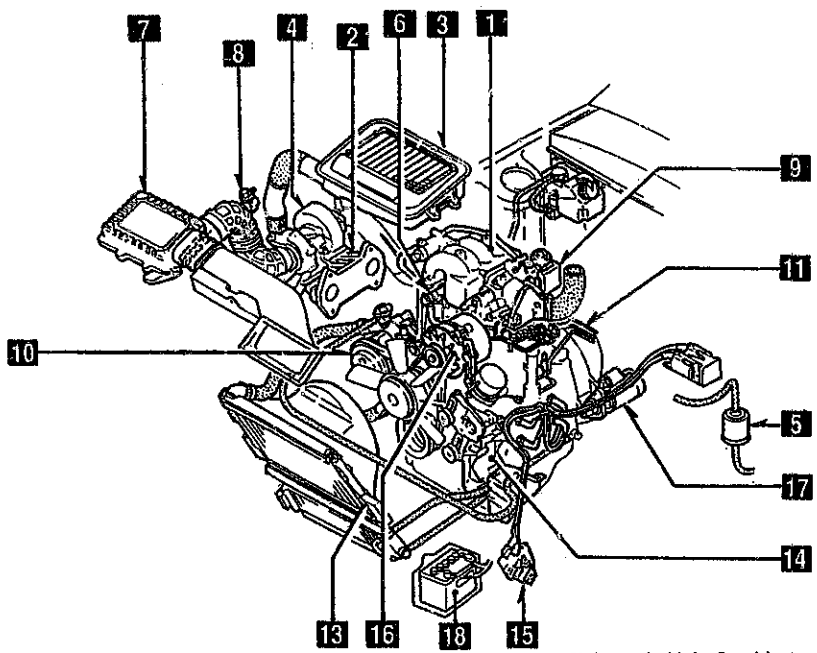
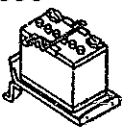

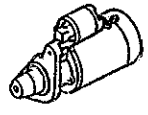

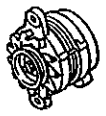
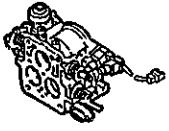




Remark : The items listed under ④ have been deleted from each fiche since Dec. '93

- | | | |
|--|---|---|
| ① • Layout of contents • Disposition Typographique de Contenu • Disposición del contenido • Anordnung des Inhalts | ② • Pictorial Index • Index par Schémas • Índice Gráfico • Illustrierter Index | ③ • Master Section No. Index • Index des Numéros des Sections Totale • Índice del Número de la Sección Maestra • Hauptabschnittsnummer-Index |
| ④ • Section No. Index for the Column • Index des Numéros des Sections pour les Colonnes • N° de la Sección para el Índice • Abschnittsnummer-Index für die Spalte | ⑤ • Illustration & Text • Illustrations et Textes • Ilustración y Texto • Abbildung und Text | ⑥ • Part No. Index • Index des Numéros des Pièces • Índice del N° de Pieza • Teile-Nr.-Index |
| ⑦ • Alphabetical Index • Index Alphabétique • Índice Alfabético • Alphabetischer Index | ⑧ • Model Identification • Identification des Modèles • Identificación del Modelo • Modell-Kennzeichnung | ⑨ • Vehicle Identification System • Système d'Identification de Véhicule • Sistema de Identificación de Vehículo • Fahrzeug-Identifikations-system |

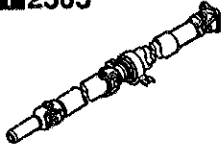




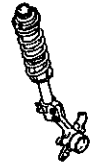


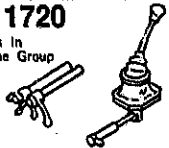
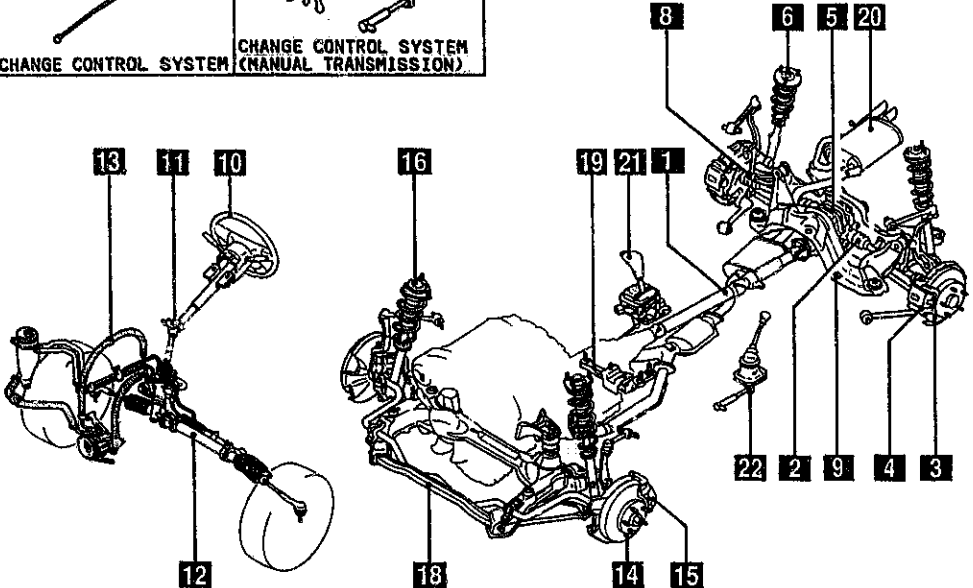








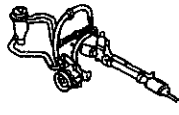
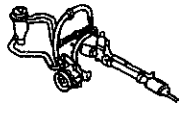

PICTORIAL INDEX

| | | | | | |
|---|--|--|---|---|---|
| <p>1000</p>  <p style="text-align: center;">ROTOR HOUSINGS</p> | <p>1 1030</p>  <p style="text-align: center;">ROTOR HOUSINGS</p> | <p>2 1040</p>  <p style="text-align: center;">OIL PAN, FRONT & REAR HOUSING</p> | <p>3 1100</p>  <p style="text-align: center;">ECCENTRIC SHAFT & FLYWHEEL</p> | <p>4 1110</p>  <p style="text-align: center;">ROTORS & RELATED PARTS</p> | <p>5 1400</p>  <p style="text-align: center;">OIL PUMP & FILTER</p> |
| <h3 style="margin: 0;">ENGINE (1/2)</h3>  | | | | | |
| <p>17 4600</p> <p style="font-size: small;">Given In Chassis Group</p>  <p style="text-align: center;">CHANGE CONTROL SYSTEM (AT)</p> | <p style="font-size: small;">As this illustration is prepared to be applicable to all models, some parts are different in specifications from parts listed in this parts Catalog.</p> | | | | <p>6 1600</p>  <p style="text-align: center;">CLUTCH DISC & COVER (MANUAL)</p> |
| <p>16 3900</p> <p style="font-size: small;">Given In Chassis Group</p>  <p style="text-align: center;">ENGINE & T/MOUNTINGS</p> | | | | | <p>7 1700</p>  <p style="text-align: center;">TRANSMISSION CASE (MANUAL)</p> |
| <p>15 1960</p>  <p style="text-align: center;">GASKET & SEAL KIT (AUTOMATIC)</p> | | | | | <p>8 1710</p>  <p style="text-align: center;">TRANSMISSION GEARS (MANUAL)</p> |
| <p>14 1950</p>  <p style="text-align: center;">MANUAL LINKAGE SYSTEM (AUTOMATIC)</p> | <p>9 1720</p>  <p style="text-align: center;">CHANGE CONTROL SYSTEM (MANUAL)</p> | | | | |
| <p>13 1940</p>  <p style="text-align: center;">GOVERNOR, LOW & REVERSE PISTON (AUTOMATIC)</p> | <p>12 1930</p>  <p style="text-align: center;">CLUTCHES & PLANETARY GEARS (AUTOMATIC)</p> | | | | |
| <p>11 1920 & 1925</p>  <p style="text-align: center;">TRANSMISSION CASE & MAIN CONTROL SYSTEM (AUTOMATIC)</p> | <p>10 1910</p>  <p style="text-align: center;">TORQUE CONVERTER, OIL PUMP & PIPINGS (AUTOMATIC)</p> | | | | |



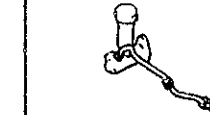

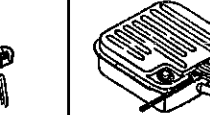
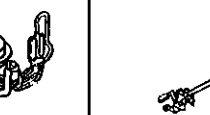
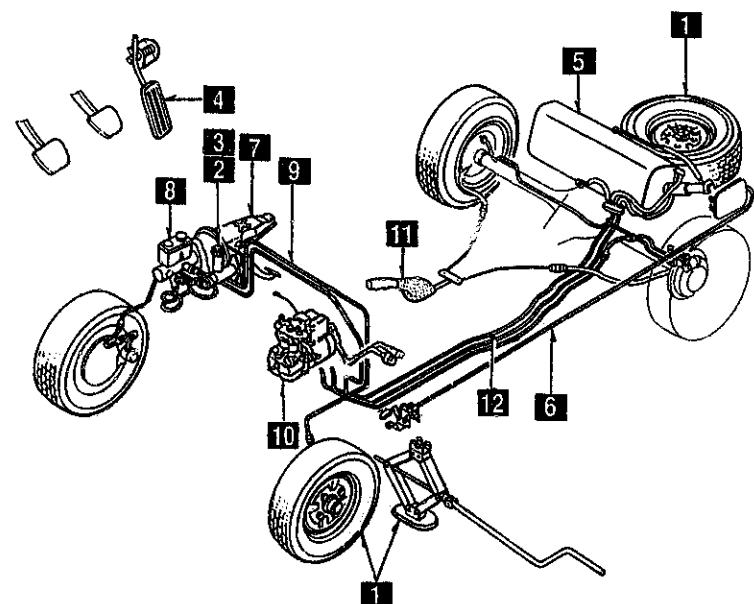



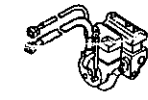

PICTORIAL INDEX

| | | | | | |
|--|---|---|---|--|--|
| 1 1300  INLET MANIFOLD | 2 1310  EXHAUST MANIFOLD | 3 1311  INTER COOLER | 4 1312  TURBO CHARGER | 5 1320  FUEL SYSTEM | 6 1325  FUEL DISTRIBUTOR |
| <h3 style="margin: 0;">ENGINE (2/2)</h3>  | | | | | |
| 18 1850  BATTERY | | | | | 7 1330  AIR CLEANER |
| 17 1840  STARTER | | | | | 8 1313  TWIN TURBO AIR INTAKE SYSTEM |
| 16 1830  ALTERNATOR | | | | | 9 1364  THROTTLE BODY |
| As this illustration is prepared to be applicable to all models, some parts are different in specifications from parts listed in this parts Catalog. | | | | | |
| 15 1800  ENGINE ELECTRICAL SYSTEM | 14 1580  BRACKET, PULLEY & BELT | 13 1500  COOLING SYSTEM | 12 | 11 1380  EMISSION CONTROL SYSTEM | |



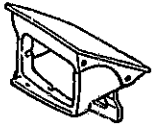
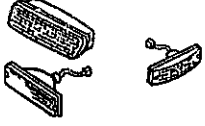
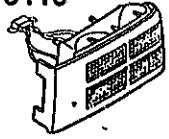
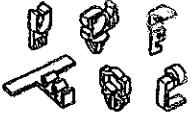
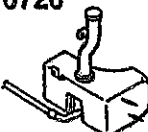


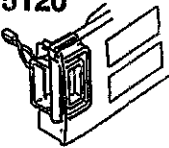

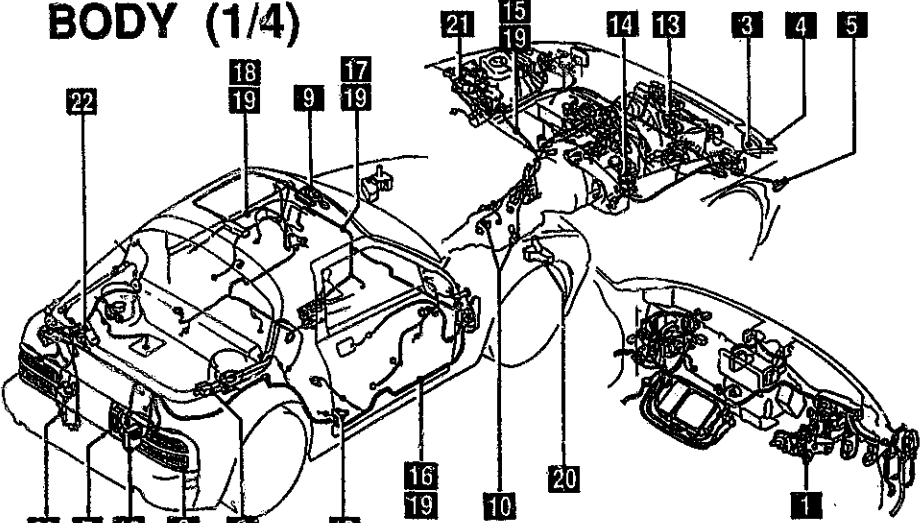
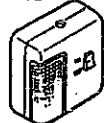



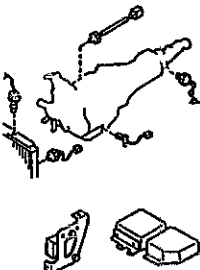




PICTORIAL INDEX

| | | | | | |
|--|---|--|--|--|---|
| <p>1 2505</p>  <p>REAR PROPELLER SHAFT</p> | <p>2 2550</p>  <p>REAR DRIVE SHAFT</p> | <p>3 2600</p>  <p>REAR AXLE</p> | <p>4 2610</p>  <p>REAR BRAKE MECHANISMS</p> | <p>5 2710</p>  <p>REAR DIFFERENTIALS</p> | <p>6 2800</p>  <p>REAR SUSPENSION MECHANISMS</p> |
| <p>20 4000</p>  <p>EXHAUST SYSTEM</p> | <p>21 4600</p>  <p>CHANGE CONTROL SYSTEM</p> | <p>22 1720 Given In Engine Group</p>  <p>CHANGE CONTROL SYSTEM (MANUAL TRANSMISSION)</p> | <h3>CHASSIS (1/2)</h3>  | | <p>7</p> |
| <p>19 3900</p>  <p>ENGINE & TRANSMISSION MOUNTINGS</p> | <p>As this illustration is prepared to be applicable to all models, some parts are different in specifications from parts listed in this parts Catalog.</p> | | | <p>8 2810</p>  <p>REAR STABILIZER</p> | |
| <p>18 3410</p>  <p>CROSSMEMBER & STABILIZER</p> | | | | <p>9 2830</p>  <p>REAR LOWER ARMS & SUB FRAME</p> | |
| <p>17</p> | | | | <p>10 3200</p>  <p>STEERING WHEEL</p> | |
| <p>16 3400</p>  <p>FRONT SUSPENSION MECHANISMS</p> | <p>15 3310</p>  <p>FRONT BRAKE MECHANISMS</p> | <p>14 3300</p>  <p>FRONT AXLE</p> | <p>13 3240</p>  <p>POWER STEERING SYSTEM (FRONT)</p> | <p>12 3220</p>  <p>STEERING GEAR</p> | <p>11 3210</p>  <p>STEERING COLUMN & SHAFTS</p> |










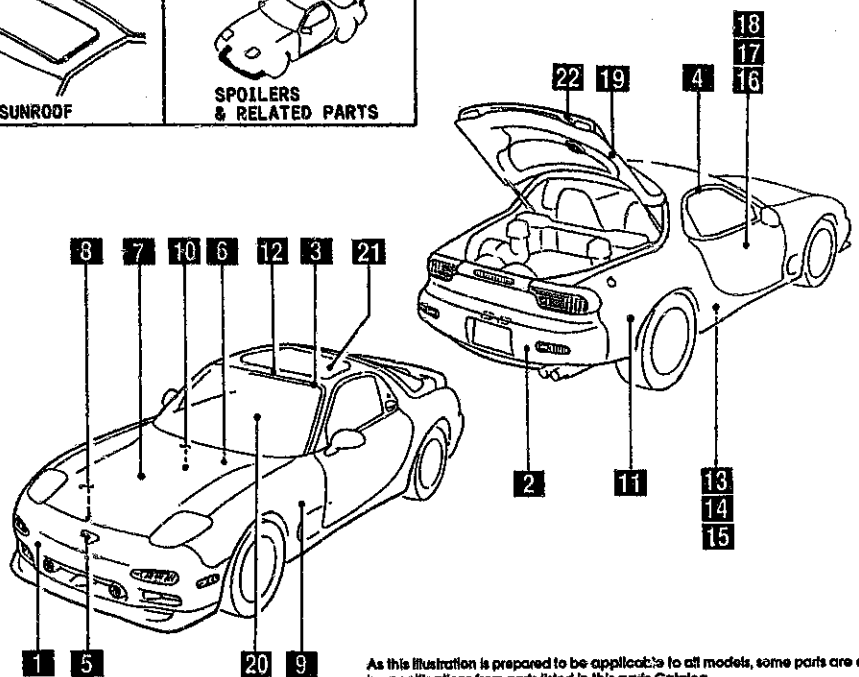
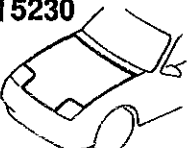

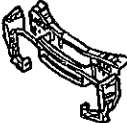





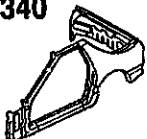
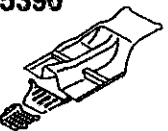



PICTORIAL INDEX

| | | | | | |
|--|---|--|--|---|---|
| 1 3700  TIRES & JACK | 2 4140  CLUTCH RELEASE & MASTER CYLINDERS | 3 4145  CLUTCH PIPINGS | 4 4160  ACCELERATOR CONTROL SYSTEM | 5 4200  FUEL TANK | 6 4210  FUEL LID OPENER |
| <h3 style="margin: 0;">CHASSIS (2/2)</h3>  | | | | | |
| As this illustration is prepared to be applicable to all models, some parts are different in specifications from parts listed in this parts Catalog. | | | | | |
| | | | | 12 4500  FUEL PIPINGS | 11 4400  PARKING BRAKE SYSTEM |
| | | | | 9 4360  BRAKE PIPINGS | 7 4300  CLUTCH & BRAKE PEDALS |
| | | | | 8 4340  BRAKE MASTER CYLINDER & POWER BRAKE | |

PICTORIAL INDEX




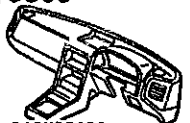
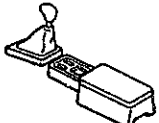




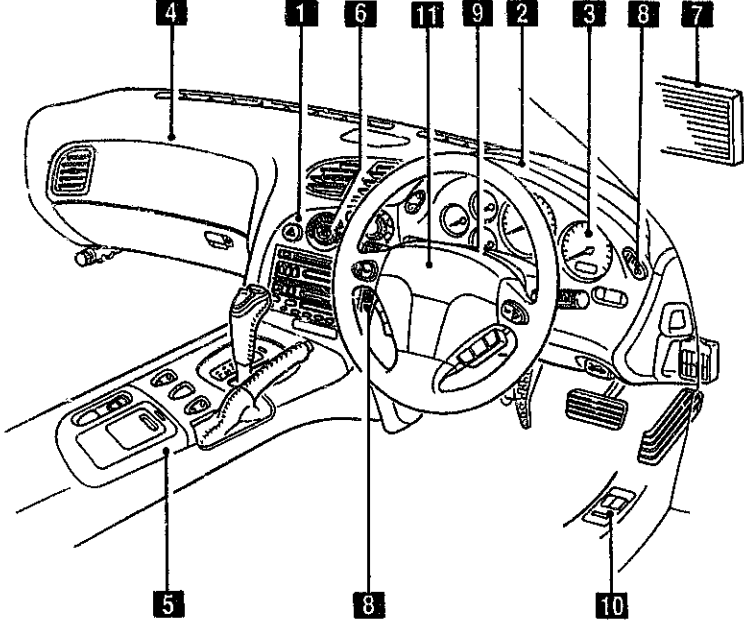

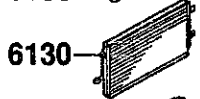



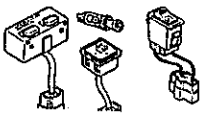
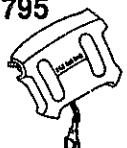
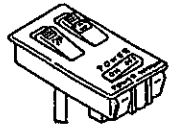
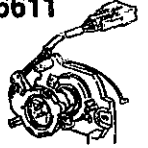
| | | | | | |
|---|--|--|---|---|---|
| <p>1 0900</p>  <p style="text-align: center;">KEY SETS</p> | <p>2</p> | <p>3 5100</p>  <p style="text-align: center;">HEAD LAMPS</p> | <p>4 5103</p>  <p style="text-align: center;">HEAD LAMP RETRACTORS</p> | <p>5 5105</p>  <p style="text-align: center;">FRONT COMBINATION LAMPS</p> | <p>6 5110</p>  <p style="text-align: center;">REAR COMBINATION LAMPS</p> |
| <p>19 6704</p>  <p style="text-align: center;">WIRING HARNESS CLAMPS</p> | <p>20 6720</p>  <p style="text-align: center;">WINDSHIELD WASHER</p> | <p>21 6730</p>  <p style="text-align: center;">WINDSHIELD WIPERS</p> | <p>22 6750</p>  <p style="text-align: center;">WINDOW WIPER & WASHER (REAR)</p> | | <p>7 5120</p>  <p style="text-align: center;">LICENSE LAMPS</p> |
| <p>18 6703</p>  <p style="text-align: center;">WIRING HARNESSSES (DOOR, FLOOR/CEILING)</p> | <p>BODY (1/4)</p>  <p style="text-align: center; font-size: small;">As this illustration is prepared to be applicable to all models, some parts are different in specifications from parts listed in this parts Catalog.</p> | | | | <p>8 5125</p>  <p style="text-align: center;">INTERIOR LAMPS</p> |
| <p>17 6702</p>  <p style="text-align: center;">WIRING HARNESSSES (DASHBOARD)</p> | | | | | <p>9 5130</p>  <p style="text-align: center;">OVERHEAD CONSOLE</p> |
| <p>16 6700</p>  <p style="text-align: center;">WIRING HARNESSSES (FRONT & REAR)</p> | | | | | <p>10 6600</p>  <p style="text-align: center;">SWITCHES & RELAYS (ENGINE)</p> |
| <p>15 6701</p>  <p style="text-align: center;">WIRING HARNESSSES (ENGINE & T/MISSION)</p> | <p>14 6640</p>  <p style="text-align: center;">AUTO CRUISE CONTROL SYSTEM</p> | <p>13 6635</p>  <p style="text-align: center;">DOOR SWITCH & HORNS</p> | <p>12 6630</p>  <p style="text-align: center;">RELAYS & UNIT (BODY)</p> | <p>11</p> | |

PICTORIAL INDEX

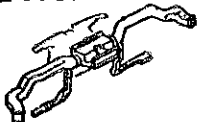


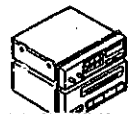
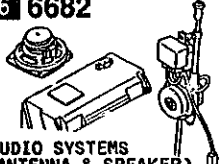
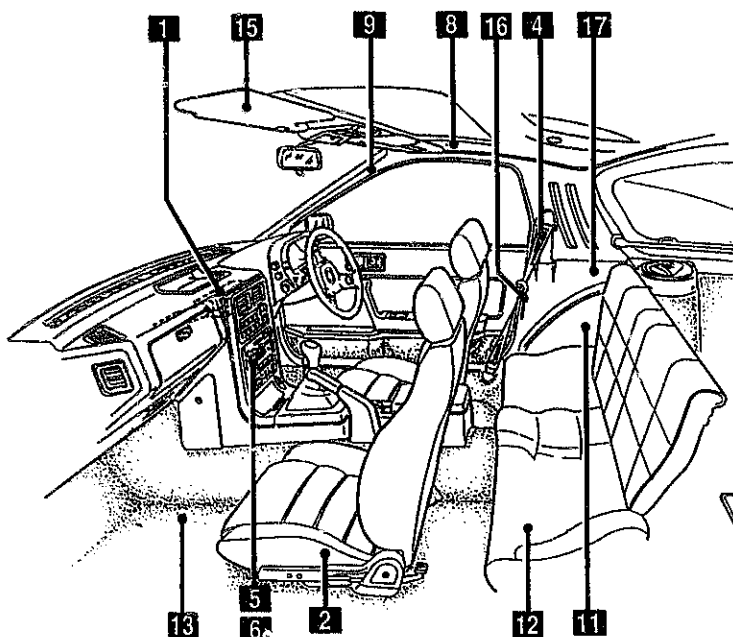
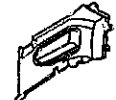




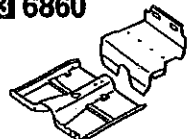
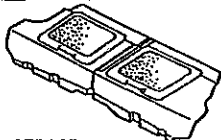

| | | | | | |
|--|--|---|--|--|--|
| 1 5000  FRONT BUMPER | 2 5010  REAR BUMPER | 3 5030  WINDOW MOULDINGS | 4 5040  BODY MOULDINGS | 5 5170  ORNAMENTS | 6 5180  COWL & EXTRACTOR GRILLES |
| 20 6300  WINDOW GLASSES | 21 6330  SUNROOF | 22 7800  SPOILERS & RELATED PARTS | <h3 style="margin: 0;">BODY (2/4)</h3>  | | 7 5230  BONNET |
| 19 6230  LIFT GATE MECHANISMS | (This area is occupied by the main pictorial index diagram and its callouts.) | | | 8 5310  FRONT PANELS | |
| 18 5840  FRONT DOOR TRIMS & RELATED PARTS | | | | 9 5320  FENDER & WHEEL APRON PANELS | |
| 17 5830  FRONT DOOR MECHANISMS | | | | 10 5330  DASH & COWL PANELS | |
| 16 5800  FRONT DOORS | | | | 11 5340  SIDE PANELS | |
| 15 5390  FLOOR ATTACHMENTS | 14 5380  FLOOR ATTACHMENTS (HOLE COVERS) | 13 5370  FLOOR PANELS | 12 5360  ROOF PANELS | | |

As this illustration is prepared to be applicable to all models, some parts are different in specifications from parts listed in this part Catalog.

PICTORIAL INDEX

| | | | | | |
|---|---|---|--|--|--|
| <p>1 5500</p>  <p>DASHBOARD EQUIPMENTS</p> | <p>2 5520</p>  <p>METER HOOD</p> | <p>3 5540</p>  <p>METER COMPONENTS</p> | <p>4 5560</p>  <p>DASHBOARD & RELATED PARTS</p> | <p>5 5570</p>  <p>CONSOLE</p> | <p>6</p>  <p>6120</p>  <p>6100</p>  <p>6110</p>  <p>6115</p> <p>HEATER</p> |
| <h3 style="margin: 0;">BODY (3/4)</h3>  | | | | | |
| <p><small>As this illustration is prepared to be applicable to all models, some parts are different in specifications from parts listed in this parts Catalog.</small></p> | | | | | |
| <p>7</p>  <p>6135</p>  <p>6130</p>  <p>6130</p>  <p>6140</p>  <p>6150</p> <p>AIR CONDITIONER</p> | | | | | |
| <p>8 6610</p>  <p>DASHBOARD SWITCHES</p> | | | | | |
| <p>11 5795</p>  <p>AIR BAG</p> | | | | | |
| <p>10 6615</p>  <p>POWER WINDOW SWITCHES</p> | | | | | |
| <p>9 6611</p>  <p>COMBINATION SWITCH</p> | | | | | |

PICTORIAL INDEX

| | | | | | |
|--|--|---|--|--|--|
| 1 5580  VENTILATOR | 2 5700  FRONT SEATS | | 4 5790  SEAT BELTS | 5 6680  AUDIO SYSTEMS (RADIO & TAPE DECK) | 6 6682  AUDIO SYSTEMS (ANTENNA & SPEAKER) |
| <h3 style="margin: 0;">BODY (4/4)</h3>  | | | | | |
| As this illustration is prepared to be applicable to all models, some parts are different in specifications from parts listed in this parts Catalog. | | | | | |
| | | | | | 7 |
| | | | | | |
| | | | | | |
| | | | | | |
| 17 7250  QUARTER WINDOW & TRIMS | | | | | 8 6800  CEILING TRIMS |
| | | | | | |
| | | | | | |
| | | | | | |
| | | | | | |
| | | | | | |
| 16 6930  CAUTION PLATES & LABELS | 15 6900  VISORS, ASSIST HANDLES & MIRRORS | 14 6870  SERVICE TOOLS | 13 6860  FLOOR MATS & PADS | 12 6845  STORAGE BOX | 11 6840  TRIMS & SCUFF PLATES |

SECTION NAME INDEX (ENGINE)

| LO.NO | SEC.NO | SECTION NAME | LO.NO | SEC.NO | SECTION NAME | LO.NO | SEC.NO | SECTION NAME |
|-------|--------|--|-------|--------|---|-------|--------|--------------|
| 1-C03 | 1000 | ENGINE & GASKET SETS | 1-M11 | 1940 | AUTOMATIC TRANSMISSION GOVERNO R, LOW & REVERSE PISTON | | | |
| 1-D03 | 1030 | ROTOR HOUSING | 1-K11 | 1950 | AUTOMATIC TRANSMISSION MANUAL LINKAGE SYSTEM | | | |
| 1-G03 | 1040 | OIL PAN, FRONT & REAR HOUSING | 1-M11 | 1960 | AUTOMATIC TRANSMISSION GASKET & SEAL KIT | | | |
| 1-I03 | 1100 | ECCENTRIC SHAFT & FLYWHEEL | | | | | | |
| 1-L03 | 1110 | ROTOR & RELATED PARTS | | | | | | |
| 1-N03 | 1300 | INLET MANIFOLD | | | | | | |
| 1-C04 | 1310 | EXHAUST MANIFOLD | | | | | | |
| 1-D04 | 1311 | INTER COOLER | | | | | | |
| 1-E04 | 1312 | TURBO CHARGER | | | | | | |
| 1-G04 | 1313 | TWIN TURBO AIR INTAKE SYSTEM | | | | | | |
| 1-I04 | 1320 | FUEL SYSTEM | | | | | | |
| 1-K04 | 1325 | FUEL DISTRIBUTOR | | | | | | |
| 1-M04 | 1330 | AIR CLEANER | | | | | | |
| 1-D05 | 1364 | THROTTLE BODY | | | | | | |
| 1-F05 | 1371 | AIR PUMP & AIR CONTROL VALVE | | | | | | |
| 1-H05 | 1380 | EMISSION CONTROL SYSTEM | | | | | | |
| 1-D06 | 1400 | OIL PUMP & FILTER | | | | | | |
| 1-G06 | 1500 | COOLING SYSTEM | | | | | | |
| 1-N06 | 1580 | BRACKET, PULLEY & BELT | | | | | | |
| 1-C07 | 1600 | CLUTCH DISC & COVER | | | | | | |
| 1-E07 | 1700 | MANUAL TRANSMISSION CASE | | | | | | |
| 1-J07 | 1710 | MANUAL TRANSMISSION GEARS | | | | | | |
| 1-D08 | 1720 | MANUAL TRANSMISSION CHANGE CON TROL SYSTEM | | | | | | |
| 1-F08 | 1800 | ENGINE ELECTRICAL SYSTEM | | | | | | |
| 1-I08 | 1830 | ALTERNATOR | | | | | | |
| 1-K08 | 1840 | STARTER (MT) | | | | | | |
| 1-M08 | 1840 A | STARTER (AT) | | | | | | |
| 1-C09 | 1850 | BATTERY | | | | | | |
| 1-D09 | 1910 | AUTOMATIC TRANSMISSION TORQUE CONVERTER, OIL PUMP & PIPINGS | | | | | | |
| 1-I09 | 1920 | AUTOMATIC TRANSMISSION CASE & MAIN CONTROL SYSTEM | | | | | | |
| 1-C10 | 1925 | AUTOMATIC TRANSMISSION CONTROL VALVE | | | | | | |
| 1-K10 | 1930 | AUTOMATIC TRANSMISSION CLUTCHE S & PLANETARY GEARS | | | | | | |

CATLOG-NO= AUFA06-04

DATE, 1997-01

PAGE, 1

SECTION NAME INDEX (CHASSIS)

| LO.NO | SEC.NO | SECTION NAME | LO.NO | SEC.NO | SECTION NAME | LO.NO | SEC.NO | SECTION NAME |
|-------|--------|---|-------|--------|--------------|-------|--------|--------------|
| 2-C03 | 2505 | REAR PROPELLER SHAFT | | | | | | |
| 2-D03 | 2550 | REAR DRIVE SHAFT | | | | | | |
| 2-E03 | 2600 | REAR AXLE | | | | | | |
| 2-G03 | 2610 | REAR BRAKE MECHANISMS | | | | | | |
| 2-J03 | 2710 | REAR DIFFERENTIALS | | | | | | |
| 2-N03 | 2800 | REAR SUSPENSION MECHANISMS | | | | | | |
| 2-C04 | 2810 | REAR STABILIZER | | | | | | |
| 2-D04 | 2830 | REAR LOWER ARMS & SUB FRAME | | | | | | |
| 2-G04 | 3200 | STEERING WHEEL | | | | | | |
| 2-H04 | 3210 | STEERING COLUMN & SHAFTS | | | | | | |
| 2-I04 | 3220 | STEERING GEAR | | | | | | |
| 2-K04 | 3240 | POWER STEERING SYSTEM | | | | | | |
| 2-M04 | 3300 | FRONT AXLE | | | | | | |
| 2-N04 | 3310 | FRONT BRAKE MECHANISMS | | | | | | |
| 2-C05 | 3400 | FRONT SUSPENSION MECHANISMS | | | | | | |
| 2-F05 | 3410 | CROSSMEMBER & STABILIZER | | | | | | |
| 2-G05 | 3700 | TIRES & JACK | | | | | | |
| 2-C06 | 3900 | ENGINE & T/MISSION MOUNTINGS | | | | | | |
| 2-D06 | 4000 | EXHAUST SYSTEM | | | | | | |
| 2-G06 | 4140 | CLUTCH RELEASE & MASTER CYLINDERS (MANUAL TRANSMISSION) | | | | | | |
| 2-I06 | 4145 | CLUTCH PIPINGS (MANUAL TRANSMISSION) | | | | | | |
| 2-J06 | 4160 | ACCELERATOR CONTROL SYSTEM | | | | | | |
| 2-K06 | 4200 | FUEL TANK | | | | | | |
| 2-C07 | 4210 | FUEL LID OPENER | | | | | | |
| 2-D07 | 4300 | CLUTCH & BRAKE PEDALS (MANUAL TRANSMISSION) | | | | | | |
| 2-F07 | 4300A | BRAKE PEDALS (AUTOMATIC TRANSMISSION) | | | | | | |
| 2-G07 | 4340 | BRAKE MASTER CYLINDER & POWER BRAKE | | | | | | |
| 2-I07 | 4360 | BRAKE PIPINGS | | | | | | |
| 2-L07 | 4370 | ANTILOCK BRAKE SYSTEM | | | | | | |
| 2-N07 | 4400 | PARKING BRAKE SYSTEM | | | | | | |
| 2-C08 | 4500 | FUEL PIPINGS | | | | | | |
| 2-F08 | 4600 | CHANGE CONTROL SYSTEM (AT) | | | | | | |

CATLOG-NO= AUFA06-04

DATE. 1997-01

PAGE. 2

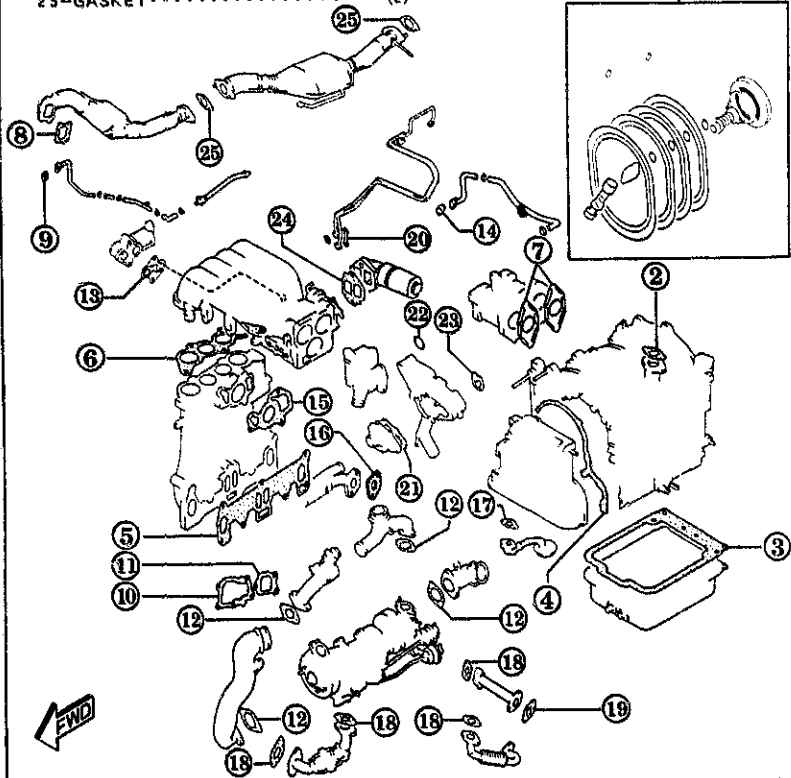
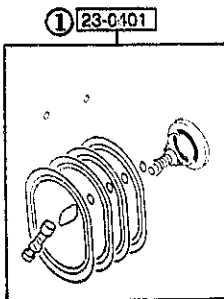
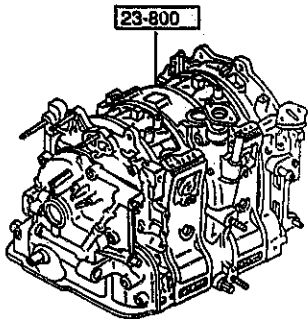
SECTION NAME INDEX (BODY)

| LO.NO | SEC.NO | SECTION NAME | LO.NO | SEC.NO | SECTION NAME | LO.NO | SEC.NO | SECTION NAME |
|-------|--------|---------------------------------|-------|--------|---|-------|--------|--------------------------------------|
| 2-C10 | 0900 | KEY SETS | 2-L16 | 5840 | FRONT DOOR TRIMS & RELATED PARTS | 3-K07 | 6704 | WIRING HARNESS CLAMPS |
| 2-E10 | 5000 | FRONT BUMPER | 3-C03 | 6100 | HEATER | 3-L07 | 6720 | WINDSHIELD WASHER |
| 2-N10 | 5010 | REAR BUMPER | 3-D03 | 6110 | HEATER UNIT COMPONENTS | 3-N07 | 6730 | WINDSHIELD WIPERS |
| 2-J10 | 5030 | WINDOW MOULDINGS | 3-E03 | 6115 | HEATER CONTROLS COMPONENTS | 3-D08 | 6740 | WIPER MOTOR COMPONENTS (FRONT) |
| 2-K10 | 5040 | BODY MOULDINGS | 3-F03 | 6120 | HEATER BLOWER COMPONENTS | 3-E08 | 6750 | WINDOW WIPER & WASHER (REAR) |
| 2-L10 | 5100 | HEAD LAMPS | 3-G03 | 6130 | AIR CONDITIONER (DENSO MAKE) | 3-H08 | 6760 | WINDOW WIPER MOTOR COMPONENTS (REAR) |
| 2-N10 | 5103 | HEAD LAMP RETRACTORS | 3-J03 | 6130A | AIR CONDITIONER (MANA MAKE) | 3-I08 | 6800 | CEILING TRIMS |
| 2-D11 | 5105 | FRONT COMBINATION LAMPS | 3-M03 | 6135 | AIR CONDITIONING COOLING PIPE 'O' RING | 3-J08 | 6820 | PILLAR TRIMS |
| 2-I11 | 5110 | REAR COMBINATION LAMPS | 3-C04 | 6140 | AIR CONDITIONING COMPRESSOR COMPONENTS (DENSO MAKE) | 3-K08 | 6840 | TRIMS & SCUFF PLATES |
| 2-N11 | 5120 | LICENSE LAMPS | 3-E04 | 6140A | AIR CONDITIONING COMPRESSOR COMPONENTS (MANA MAKE) | 3-N08 | 6845 | STRAGE BOX |
| 2-C12 | 5125 | INTERIOR LAMPS | 3-G04 | 6150 | AIR CONDITIONING COOLING UNIT (DENSO MAKE) | 3-C09 | 6860 | FLOOR MATS & PADS |
| 2-D12 | 5130 | OVERHEAD CONSOLE | 3-H04 | 6150A | AIR CONDITIONING COOLING UNIT (MANA MAKE) | 3-F09 | 6870 | SERVICE TOOLS |
| 2-E12 | 5170 | ORNAMENTS | 3-J04 | 6230 | LIFT GATE MECHANISMS | 3-G09 | 6900 | SUNVISORS, ASSIST HANDLES & MIRRORS |
| 2-F12 | 5180 | COWL & EXTRACTOR GRILLES | 3-M04 | 6300 | WINDOW GLASSES | 3-J09 | 6930 | CAUTION PLATES & LABELS |
| 2-H12 | 5230 | BONNET | 3-N04 | 6330 | SUNROOF | 3-L09 | 7250 | QUARTER WINDOW & TRIMS |
| 2-J12 | 5310 | FRONT PANELS | 3-G05 | 6600 | ENGINE SWITCHES & RELAYS | 3-N09 | 7800 | SPOILERS & RELATED PARTS |
| 2-K12 | 5320 | FENDER & WHEEL APRON PANELS | 3-L05 | 6610 | DASHBOARD SWITCHES | | | |
| 2-N12 | 5330 | DASH & COWL PANELS | 3-M05 | 6611 | COMBINATION SWITCH | | | |
| 2-C13 | 5340 | SIDE PANELS | 3-N05 | 6615 | POWER WINDOW SWITCHES | | | |
| 2-G13 | 5360 | ROOF PANELS | 3-C06 | 6630 | BODY RELAYS & UNIT | | | |
| 2-H13 | 5370 | FLOOR PANELS | 3-E06 | 6635 | DOOR SWITCH & HORNS | | | |
| 2-J13 | 5380 | FLOOR ATTACHMENTS (HOLE COVERS) | 3-F06 | 6640 | AUTO CRUISE CONTROL SYSTEM | | | |
| 2-L13 | 5390 | FLOOR ATTACHMENTS | 3-G06 | 6680 | AUDIO SYSTEMS (RADIO & TAPE DECK) | | | |
| 2-C14 | 5500 | DASHBOARD EQUIPMENTS | 3-J06 | 6682 | AUDIO SYSTEMS (ANTENNA & SPEAKER) | | | |
| 2-D14 | 5520 | METER HOOD | 3-N06 | 6700 | FRONT & REAR WIRING HARNESSES | | | |
| 2-E14 | 5540 | METER COMPONENTS | 3-F07 | 6701 | ENGINE & TRANSMISSION WIRING HARNESSES | | | |
| 2-G14 | 5560 | DASHBOARD & RELATED PARTS | 3-H07 | 6702 | DASHBOARD WIRING HARNESSES | | | |
| 2-K14 | 5570 | CONSOLE | 3-J07 | 6703 | DOOR, FLOOR & CEILING WIRING HARNESSES | | | |
| 2-N14 | 5580 | VENTILATOR | | | | | | |
| 2-C15 | 5700 | FRONT SEATS | | | | | | |
| 2-D16 | 5790 | SEAT BELTS | | | | | | |
| 2-E16 | 5795 | AIR BAG | | | | | | |
| 2-F16 | 5800 | FRONT DOORS | | | | | | |
| 2-I16 | 5830 | FRONT DOOR MECHANISMS | | | | | | |

1000 ENGINE & GASKET SETS

10-271S

- 1-RING SET, 'O'.....(1)
- 2-GASKET, OIL FILLER PIPE.....(1)
- 3-GASKET, OIL PAN.....(1)
- 4-GASKET, FRONT COVER.....(1)
- 5-GASKET, IN. MANIFOLD.....(1)
- 6-GASKET (NO. 2), IN. MANIFOLD.....(1)
- 7-GASKET, EX. MANIFOLD.....(2)
- 8-GASKET, JOINT PIPE.....(1)
- 9-GASKET, W PIPE.....(1)
- 10-GASKET, TURBOCHARGER.....(1)
- 11-GASKET, TURBOCHARGER.....(1)
- 12-GASKET, TURBO.....(4)
- 13-GASKET.....(1)
- 14-GASKET, SOLENOID VALVE.....(1)
- 15-GASKET, A. C. V.....(1)
- 16-GASKET, A. C. V.....(1)
- 17-GASKET, OIL STRAINER.....(1)
- 18-GASKET, OIL PIPE.....(4)
- 19-GASKET, OIL PIPE.....(1)
- 20-GASKET, METERING OIL.....(1)
- 21-GASKET, WATER PUMP.....(1)
- 22-GASKET.....(1)
- 23-GASKET, THERMOSTAT COVER.....(1)
- 24-GASKET, B. A. C. VALVE.....(1)
- 25-GASKET.....(2)



AUFA06

1000 -1 * ENGINE & GASKET SETS

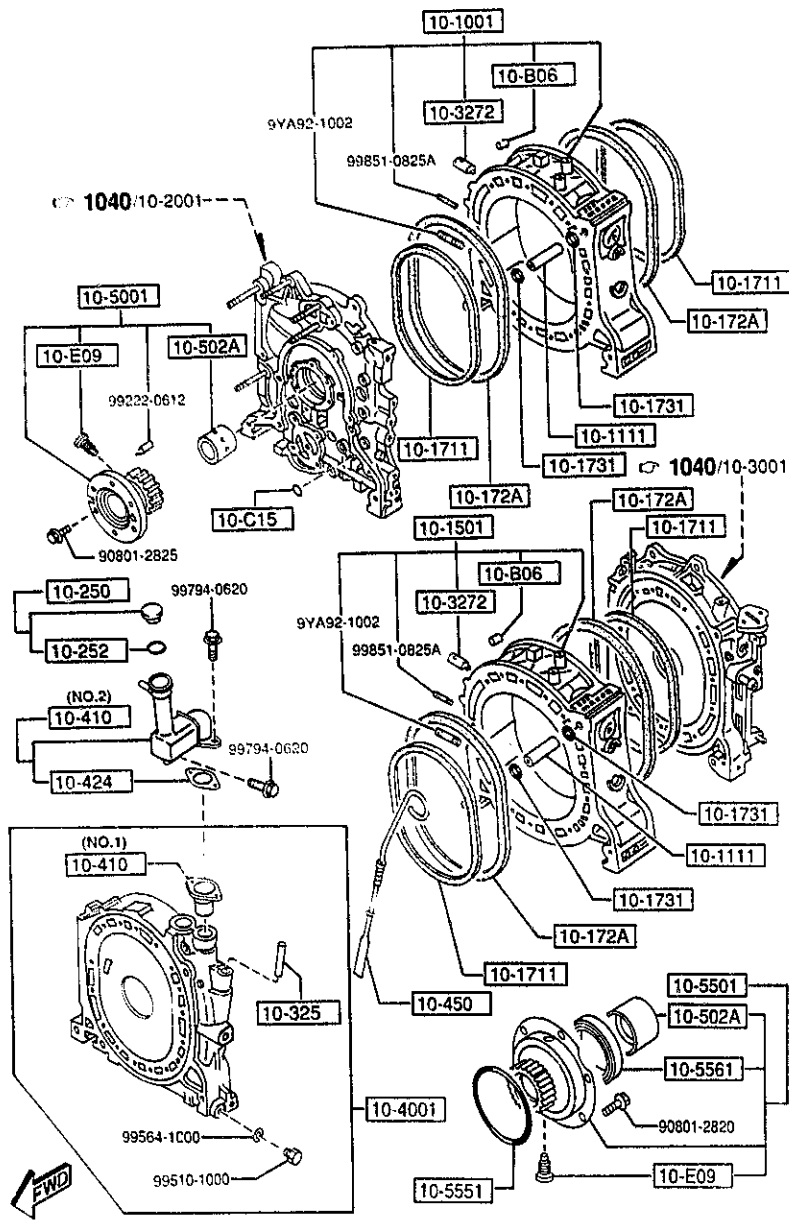
| PART NO. | QTY | MODEL/RESTRICTION | MODEL/RESTRICTION | MODEL/RESTRICTION | FROM-TO |
|-------------|--------|-------------------|-------------------|-------------------|---------|
| 10-271S | | GASKET SET,ENGINE | | | |
| 8AFH-10-271 | 1 | | | | |
| 23-0401 | | RING SET, 'O' | | | |
| NSA1-10-S60 | 1 | | | | |
| 23-800 | | ENGINE, SHORT | | | |
| NSA1-02-200 | 1 (MT) | | | | |
| NSA2-02-200 | 1 (AT) | | | | |

CAT. AUFA06-06

1997-01

1030 ROTOR HOUSING

1030 -3 * ROTOR HOUSING



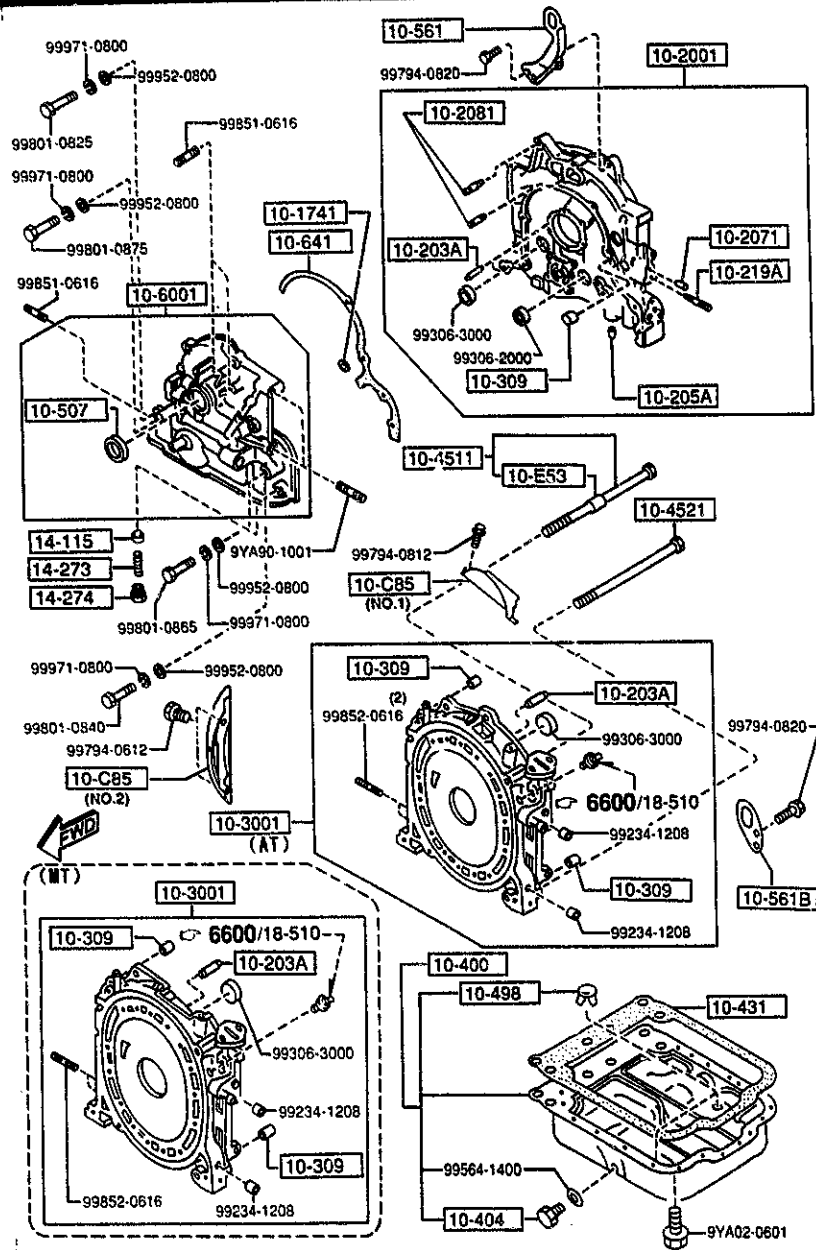
| PART NO. | QTY | MODEL/RESTRICTION | MODEL/RESTRICTION | MODEL/RESTRICTION | FROM-TO |
|--------------|-----|-------------------|-------------------|-------------------|---------|
| 10-5551 | | RING, 'O' | | | |
| 0813-10-555A | 1 | | | | |
| 10-5561 | | SEAL,OIL | | | |
| 1668-10-556A | 1 | | | | |

AUFA06

CAT AUFA06-34

1997-01

1040 OIL PAN, FRONT & REAR HOUSING



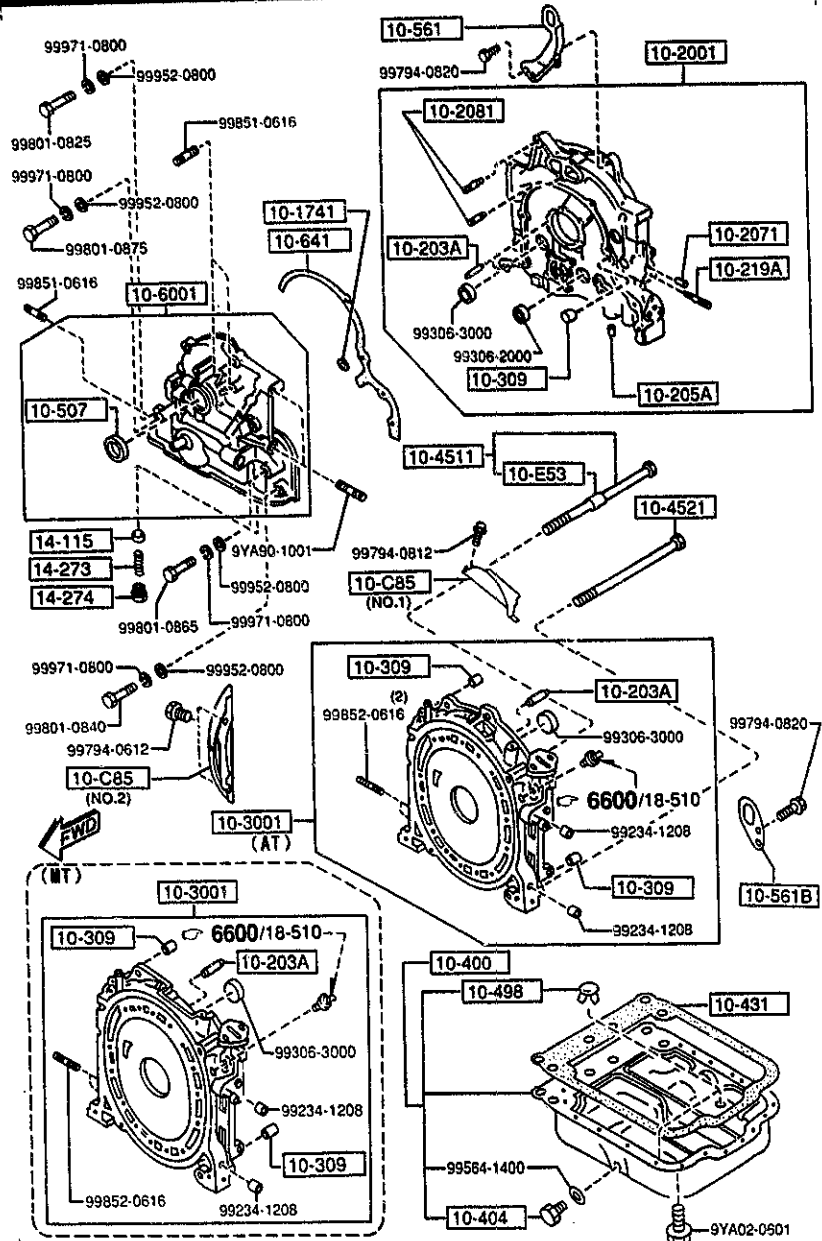
| PART NO. | QTY | MODEL/RESTRICTION | MODEL/RESTRICTION | MODEL/RESTRICTION | FROM-TO |
|--------------|-----|------------------------|-------------------|-------------------|---------|
| 10-C85 | | COVER, DUST | | | |
| N350-10-C85 | 1 | (ILLUST. NO.1) (MT) | | | |
| NF01-10-C86 | 1 | (ILLUST. NO.2) | | | |
| 10-E53 | | RING, 'O'-TENSION BOLT | | | |
| N350-10-E56 | 1 | | | | |
| 10-1741 | | RING, 'O' | | | |
| N231-10-174 | 1 | | | | |
| 10-2001 | | HOUSING, FRONT | | | |
| N3A1-10-C00D | 1 | | | | |
| 10-203A | | PIN, DOWEL | | | |
| 0839-10-203 | 2 | | | | |
| 10-205A | | PLUG, BLIND | | | |
| 8562-10-205 | 3 | | | | |
| 10-2071 | | PLUG, BLIND | | | |
| 1757-10-207A | 1 | | | | |
| 10-2081 | | STUD | | | |
| N3A1-10-C08 | 4 | | | | |
| 10-219A | | STUD, HOUSING | | | |
| W249-10-219 | 1 | | | | |
| 10-3001 | | HOUSING, REAR | | | |
| N3YA-10-C50D | 1 | (MT) | | | |
| N3YB-10-C50D | 1 | (AT) | | | |
| 10-309 | | PIN, TUBULAR | | | |
| 1757-10-309 | 4 | | | | |
| 10-400 | | PAN, OIL | | | |
| N3A1-10-400A | 1 | | | | |
| 10-404 | | PLUG, DRAIN | | | |
| HE03-10-404 | 1 | | | | |

AUFA06

CAT. AUFA06-04

1997-01

1040 OIL PAN, FRONT & REAR HOUSING



1040 -2 * OIL PAN, FRONT & REAR HOUSING

| PART NO. | QTY | MODEL/RESTRICTION | MODEL/RESTRICTION | MODEL/RESTRICTION | FROM-TO |
|-------------------|-----|--------------------|-------------------|-------------------|---------|
| 10-431 | | GASKET,OIL PAN | | | |
| N3YA-10-427 | 1 | | | | |
| 10-4511 | | BOLT,TENSION | | | |
| N350-10-E50A | 1 | | | | |
| 10-4521 | | BOLT,TENSION | | | |
| N350-10-E61A | 1 | | | | |
| 10-498 | | CAP,BLIND-OIL PAN | | | |
| N3A1-10-498 | 2 | | | | |
| 10-507 | | SEAL,OIL | | | |
| N3A1-10-507 | 1 | | | | |
| 10-561 | | HANGER,ENGINE | | | |
| N3A1-10-560B | 1 | | | | |
| 10-561B | | HANGER,ENGINE-REAR | | | |
| N3A1-10-566 | 1 | | | | |
| 10-6001 | | COVER,FRONT | | | |
| N3A1-10-500 | 1 | | | | -5106 |
| N3A1-10-500B | 1 | | | | 5106- |
| 10-641 | | GASKET,FRONT COVER | | | |
| N3A1-10-502 | 1 | | | | |
| 14-115 | | PLUNGER,CONTROL | | | |
| 0839-14-115 | 1 | | | | |
| 14-273 | | SPRING | | | |
| N3A1-14-273A | 1 | | | | |
| 14-274 | | PLUG | | | |
| 0839-14-274 | 1 | | | | |
| 5106 FD333 -40025 | | | | | |

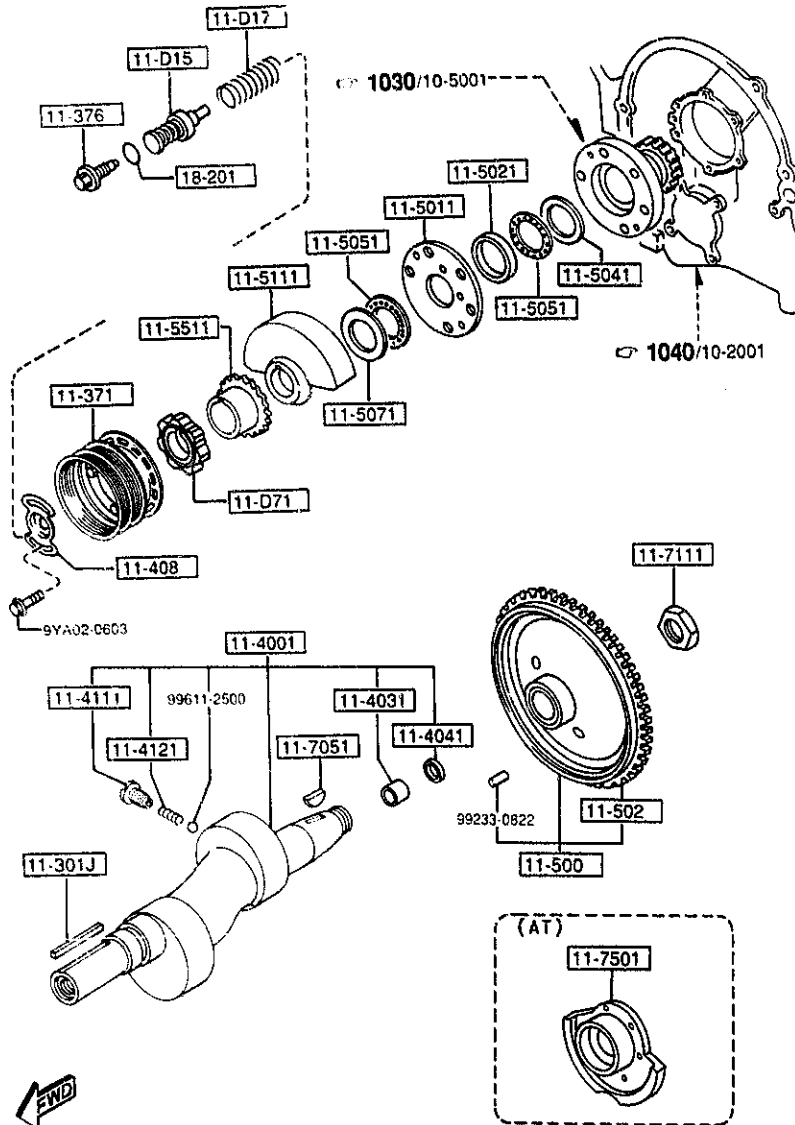
AUFA06

CAT. AUFA06-04

1997-01

1100 ECCENTRIC SHAFT & FLYWHEEL

1100 -1 ECCENTRIC SHAFT & FLYWHEEL



| PART NO. | QTY | MODEL/RESTRICTION | MODEL/RESTRICTION | MODEL/RESTRICTION | FROM TO |
|-------------|--------|----------------------------|-------------------|-------------------|---------|
| 11-D15 | | PELLET, THERMO-ECCENTRIC | | | |
| N326-11-D15 | 1 | | | | |
| 11-D17 | | SPRING, THERMO PELLET -E/S | | | |
| N326-11-D17 | 1 | | | | |
| 11-D71 | | GEAR, DISTRIBUTOR | | | |
| N3C1-11-D71 | 1 | | | | |
| 11-301J | | KEY, WOODRUFF-PULLEY | | | |
| 99236-0571 | 1 | | | | |
| 11-371 | | PULLEY, CRANKSHAFT | | | |
| N3C1-11-400 | 1 | | | | |
| 11-376 | | BOLT, PULLEY | | | |
| N3C1-11-406 | 1 | | | | |
| 11-4001 | | SHAFT, ECCENTRIC | | | |
| NSA1-11-D00 | 1 (MT) | | | | |
| NSA2-11-D00 | 1 (AT) | | | | |
| 11-4031 | | BEARING, NEEDLE | | | |
| N326-11-D03 | 1 (MT) | | | | |
| 11-4061 | | SEAL, OIL | | | |
| 1881-11-404 | 1 (MT) | | | | |
| 11-408 | | PLATE, CRANKSHAFT PULLEY | | | |
| N3C1-11-408 | 1 | | | | |
| 11-4111 | | PLUG, OIL JET | | | |
| N326-11-D11 | 2 | | | | |
| 11-4121 | | SPRING | | | |
| 0839-11-412 | 2 | | | | |
| 11-500 | | WHEEL, FLY | | | |
| NSA1-11-500 | 1 (MT) | | | | |

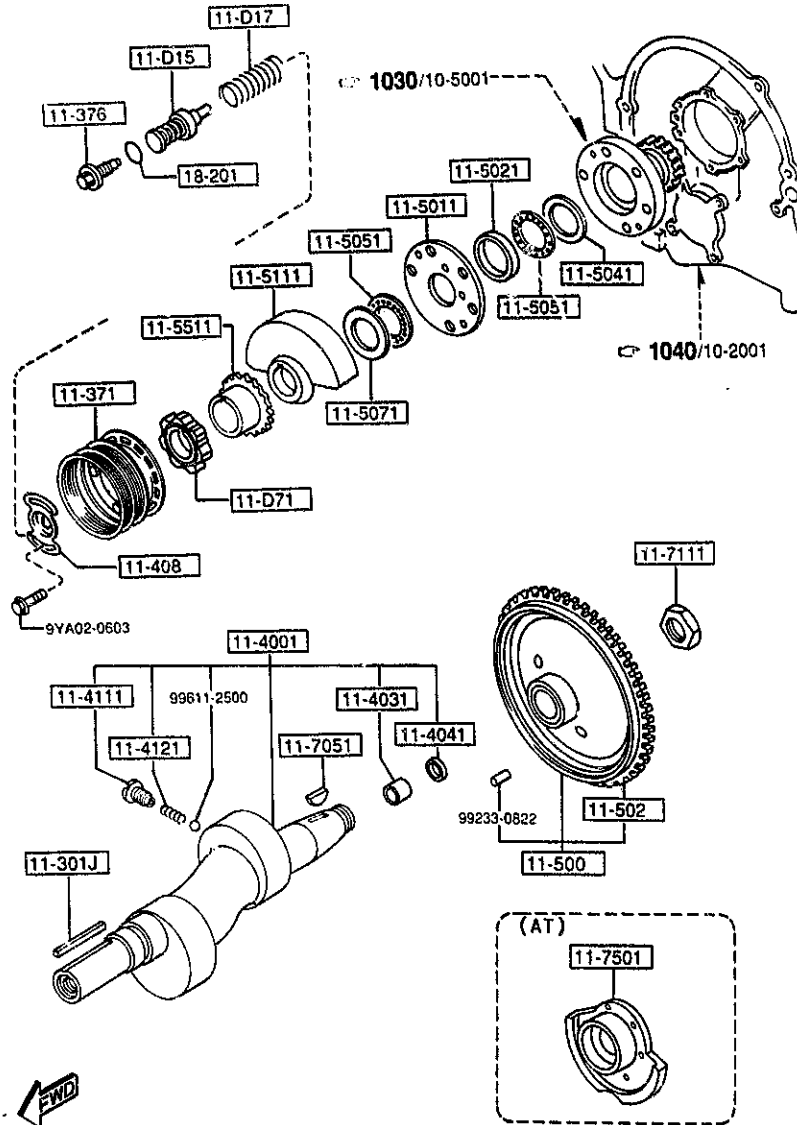
AUFA06

CAT. AUFA06-04

1997-01

1100 ECCENTRIC SHAFT & FLYWHEEL

1100 -2 ECCENTRIC SHAFT & FLYWHEEL



| PART NO. | QTY | MODEL/RESTRICTION | MODEL/RESTRICTION | MODEL/RESTRICTION | FROM-TO |
|--------------|--------|----------------------|-------------------|-------------------|---------|
| 11-5811 | | PLATE | | | |
| NF01-11-D51 | 1 | | | | |
| 11-502 | | GEAR, RING-FLY WHEEL | | | |
| N318-11-502A | 1 (MT) | | | | |
| 11-5021 | | SPACER | | | |
| NF01-11-D55 | 1 | L=8.0, -0.005/-0.025 | | | |
| NF01-11-D56 | 1 | L=8.0, -0.005/+0.015 | | | |
| NF01-11-D57 | 1 | L=8.0, +0.015/+0.035 | | | |
| NF01-11-D58 | 1 | L=8.0, +0.035/+0.055 | | | |
| NF01-11-D59 | 1 | L=8.0, +0.055/+0.075 | | | |
| 11-5041 | | PLATE, THRUST | | | |
| N390-11-D52 | 1 | | | | |
| 11-5051 | | BEARING, NEEDLE | | | |
| NF01-11-D54 | 2 | | | | |
| 11-5071 | | WASHER, THRUST | | | |
| NF01-11-D53 | 1 | | | | |
| 11-5111 | | WEIGHT, BALANCE | | | |
| N3A7-11-D61 | 1 (MT) | | | | |
| N3AB-11-D61 | 1 (AT) | | | | |
| 11-5511 | | GEAR, DRIVE-OIL PUMP | | | |
| N326-11-D75 | 1 | | | | |
| 11-7051 | | KEY, FLY WHEEL | | | |
| 0820-11-705 | 1 | | | | |
| 11-7111 | | NUT, LOCK | | | |
| 0810-11-711 | 1 | | | | |
| 11-7501 | | WEIGHT, COUNTER | | | |
| N351-11-521 | 1 (AT) | | | | |

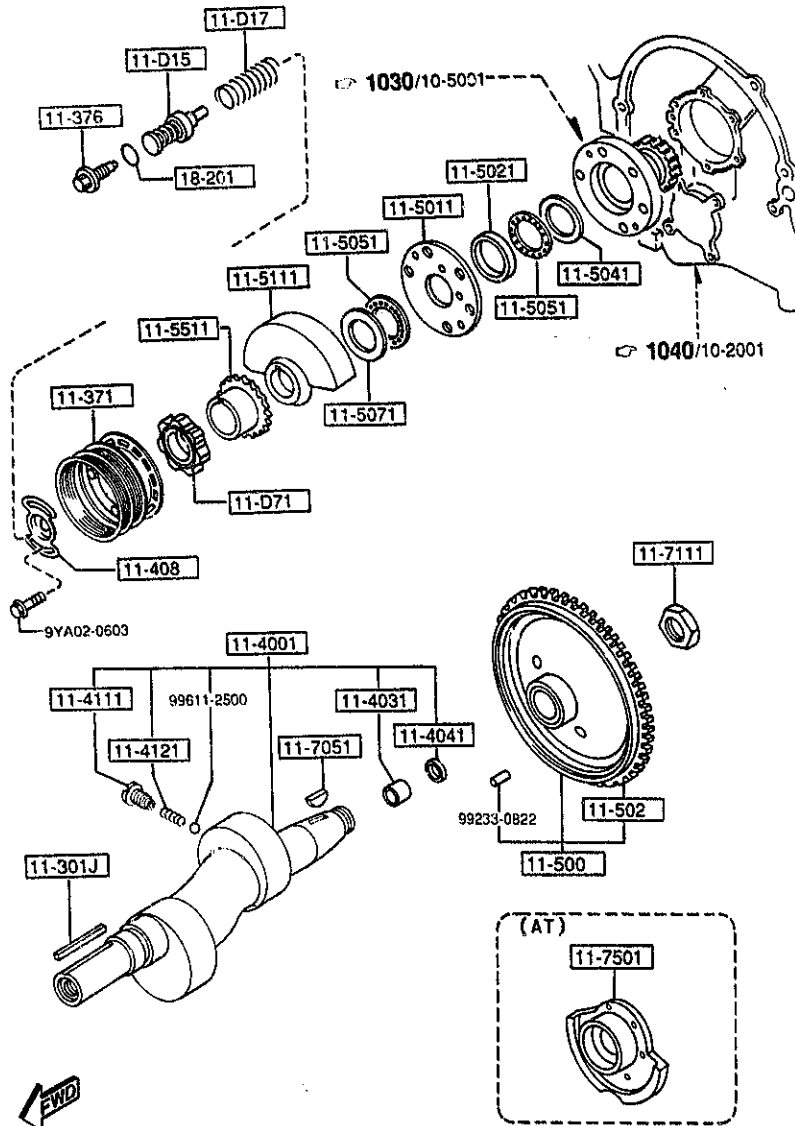
AUFA06

CAT. AUFA06-04

1997-01

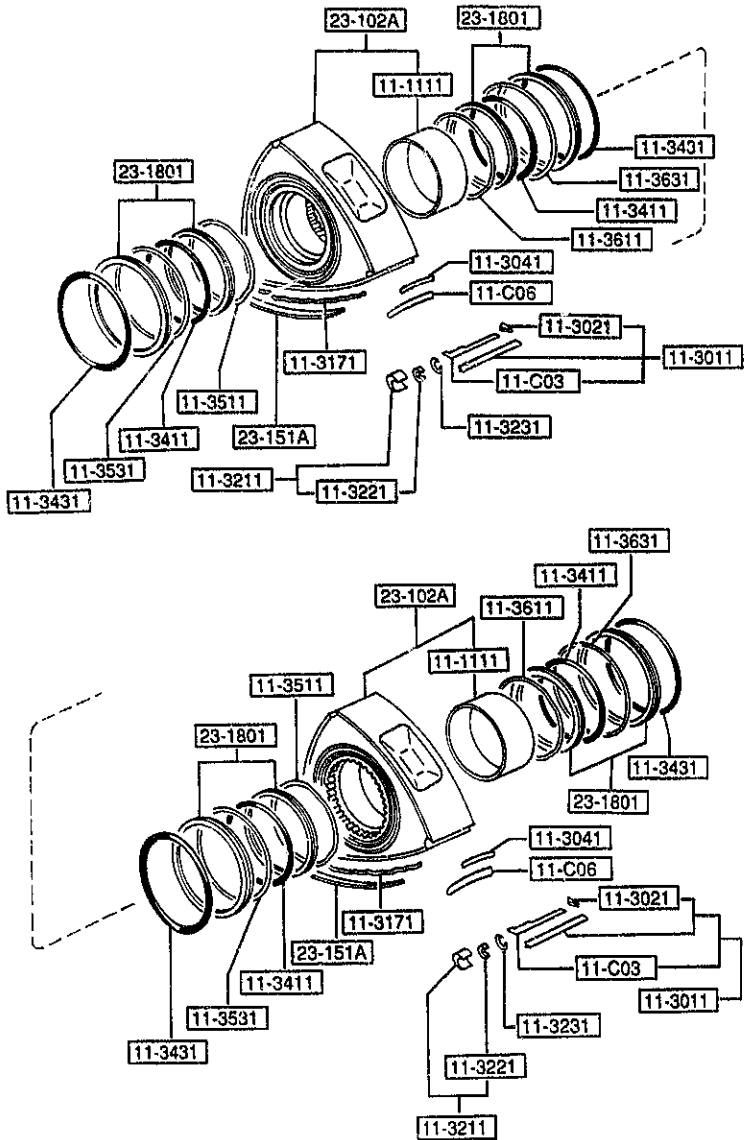
1100 ECCENTRIC SHAFT & FLYWHEEL

1100 -3 * ECCENTRIC SHAFT & FLYWHEEL



| PART NO. | QTY | MODEL/RESTRICTION | MODEL/RESTRICTION | MODEL/RESTRICTION | FROM-TO |
|-----------------------|-----|-------------------|-------------------|-------------------|---------|
| 18-201 99541-01105 | 1 | RING, 'O' | | | |

1110 ROTORS & RELATED PARTS



1110 -1 ROTORS & RELATED PARTS

| PART NO. | QTY | MODEL/RESTRICTION | MODEL/RESTRICTION | MODEL/RESTRICTION | FROM-TO |
|----------------------------------|-----|-------------------------|-------------------|-------------------|---------|
| 11-C03 | | PIECE, 2ND.-APEX SEAL | | | |
| N326-11-C03A AN(N326-11-C03C) | 6 | | | | -5801 |
| N326-11-C03C | 6 | | | | 5801- |
| 11-C06 | | SPRING, OUTER-APEX SEAL | | | |
| N326-11-C06A AN(N326-11-C06C) | 6 | | | | -5801 |
| N326-11-C06C | 6 | | | | 5801- |
| 11-1111 | | METAL, ROTOR | | | |
| N3A1-11-B11 | 2 | 3.000(-0.005--0.010) | | | |
| N3A2-11-B11 | 2 | 3.000(0.000--0.005) | | | |
| N3A3-11-B11 | 2 | 3.000(+0.005-0.000) | | | |
| 11-3011 | | SEAL, APEX | | | |
| N351-11-C00 AN(N351-11-C00B) | 6 | | | | -5801 |
| N351-11-C00B | 6 | | | | 5801- |
| 11-3021 | | PIECE, SIDE | | | |
| N326-11-C02A | 6 | | | | |
| 11-3041 | | SPRING, APEX SEAL | | | |
| N326-11-C04A | 6 | | | | |
| 11-3171 | | SPRING, SIDE SEAL | | | |
| NFD1-11-C17 | 12 | | | | |
| 11-3211 | | SEAL, CORNER | | | |
| N326-11-C20A | 12 | | | | |
| 11-3221 | | PLUG, CORNER SEAL | | | |
| N326-11-C22A | 24 | | | | |
| 11-3231 | | SPRING, CORNER SEAL | | | |
| NFD1-11-C24 | 12 | | | | |
| 11-3411 | | RING, 'O'-INNER | | | |
| 5801 FD333 -400230 | | | | | |

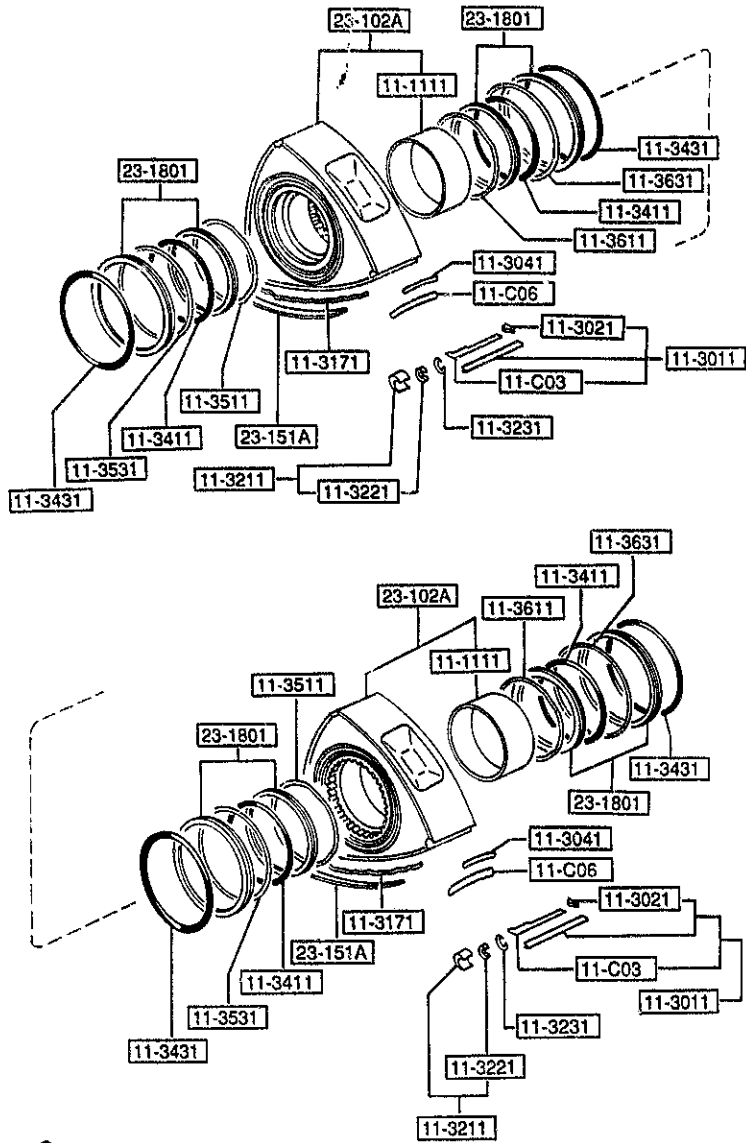


AUFA06

CAT. AUFA06-04

1997-01

1110 ROTORS & RELATED PARTS



1110 -2 * ROTORS & RELATED PARTS

| PART NO. | QTY | MODEL/RESTRICTION | MODEL/RESTRICTION | MODEL/RESTRICTION | FROM-TO |
|-----------------------|-----|----------------------|-------------------|-------------------|---------|
| CONT'D 0820-11-341 | 4 | | | | |
| 11-3431 | | RING, 'O'-OUTER | | | |
| 8341 11-343 | 4 | | | | |
| 11-3511 | | SPRING, FRT. - INNER | | | |
| N225-11-351 | 2 | | | | |
| 11-3531 | | SPRING, FRT. - OUTER | | | |
| 1011-11-353A | 2 | | | | |
| 11-3611 | | SPRING, REAR - INNER | | | |
| N225-11-361 | 2 | | | | |
| 11-3631 | | SPRING, REAR - OUTER | | | |
| 1011-11-363A | 2 | | | | |
| 23-102A | | ROTOR | | | |
| N3VA-11-B10 | 2 | | | | |
| 23-151A | | SEAL, SIDE | | | |
| N3V1-11-C11 | 12 | | | | |
| 23-1801 | | SEAL SET, OIL | | | |
| 8871-23-180 | 4 | | | | |



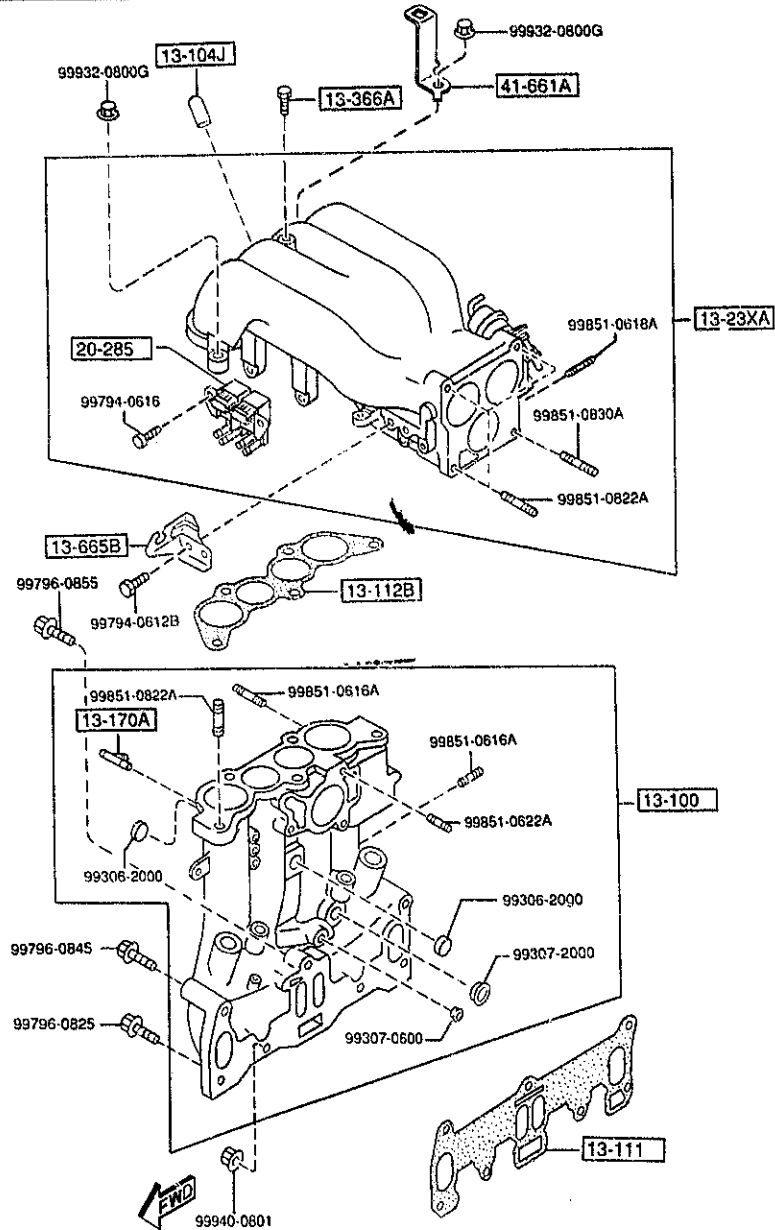
AUFA06

CAT. AUFA06-04

1997-01

1300 INLET MANIFOLD

1300 -1 * INLET MANIFOLD



| PART NO. | QTY | MODEL/RESTRICTION | MODEL/RESTRICTION | MODEL/RESTRICTION | FROM-TO |
|--|--------|----------------------------|--|-------------------|---------|
| 13-100 | | MANIFOLD, INLET | | | |
| N3B7-13-100B | 1 | | | | |
| 13-104J | | CAP, BLIND | | | |
| 1010-13-104 | 1 | | | | |
| 13-111 | | GASKET, IN. MANIFOLD | | | |
| N3A1-13-111A | 1 | | | | |
| 13-112B | | GASKET NO. 2, IN. MANIFOLD | | | |
| N3A1-13-112 | 1 | | | | |
| 13-170A | | CONNECTOR, HOSE | | | |
| N3A3-13-170 | 1 | | | | |
| 13-23XA | | MANIFOLD(R), EXTENSION | | | |
| N3A1-13-23XB C (N3A1-13-23XC) | 1 | | | | -4C01 |
| N3A1-13-23XC | 1 | | | | 4C01- |
| 13-366A | | BOLT | | | |
| NF01-13-366 | 1 | | | | -5401 |
| 13-6653 | | BRACKET, ACCEL WIRE | | | |
| N3A1-13-661 | 1 | | | | |
| 20-285 | | VALVE, DUTY SOLENOID | | | |
| N3A1-20-285 | 1 | | | | |
| 41-661A | | BRACKET, ACCEL CABLE | | | |
| FD01-41-661B | 1 | | | | |
| N3A1-13-23XB C N3A1-13-23XC 99794-0840 | 1 1 | | 4C01 FD333 -400022 5401 FD333 -400028 | | |

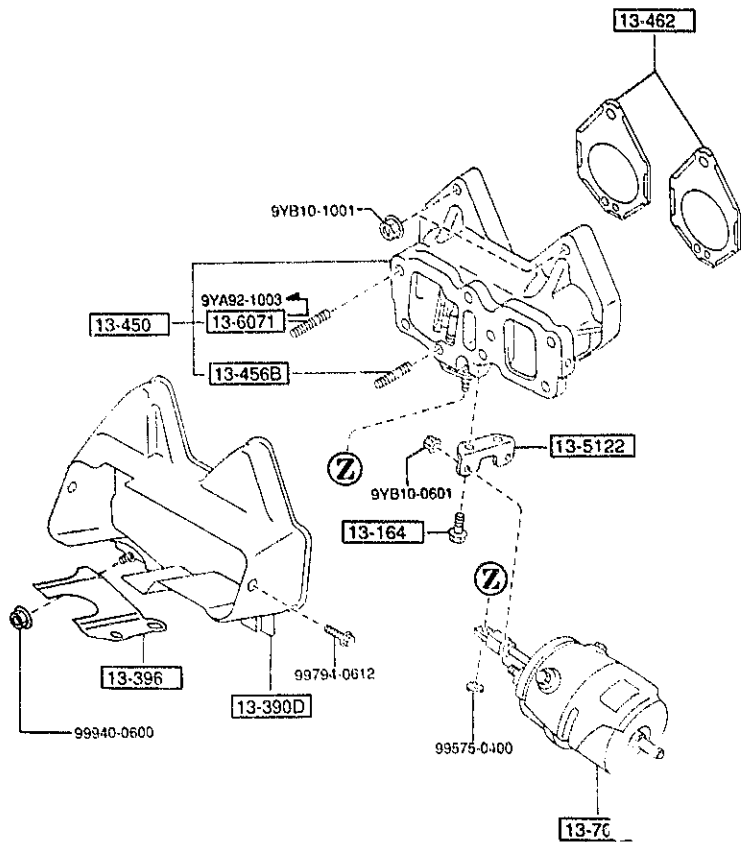
AUFA06

CAT. AUFA06-04

1997-01

1310 -1 * EXHAUST MANIFOLD

1310 EXHAUST MANIFOLD



| PART NO. | QTY | MODEL/RESTRICTION | MODEL/RESTRICTION | MODEL/RESTRICTION | FROM-TO |
|--------------------|-----|-------------------------|-------------------|-------------------|---------|
| 13-164 | | BOLT, FUEL DISTRIBUTOR | | | |
| N350-13-164 | 2 | | | | |
| 13-390D | | INSULATOR, EX. MANIFOLD | | | |
| N3A1-13-390B | 1 | | | | -4C01 |
| N3C2-13-390 | 1 | | | | 4C01- |
| 13-396 | | INSULATOR, SUB | | | |
| N3A1-13-396A | 1 | | | | |
| 13-450 | | MANIFOLD, EXHAUST | | | |
| N3A7-13-450A | 1 | | | | -5106 |
| N3A7-13-450B | 1 | | | | 5106- |
| 13-456B | | STUD, EX. MANIFOLD | | | |
| N391-13-456 | 1 | | | | |
| 13-462 | | GASKET, EX. MANIFOLD | | | |
| N3A1-13-461 | 2 | | | | |
| 13-5122 | | BRACKET, EX. MANIFOLD | | | |
| N3C1-13-468 | 1 | | | | |
| 13-6071 | | STUD | | | |
| NF01-13-708A | 5 | | | | -5106 |
| 13-70V | | ACTUATOR, EXHAUST VALVE | | | |
| N3A1-13-70V | 1 | | | | |
| 4C01 FD333 -400022 | | | | | |
| 5106 FD333 -400025 | | | | | |

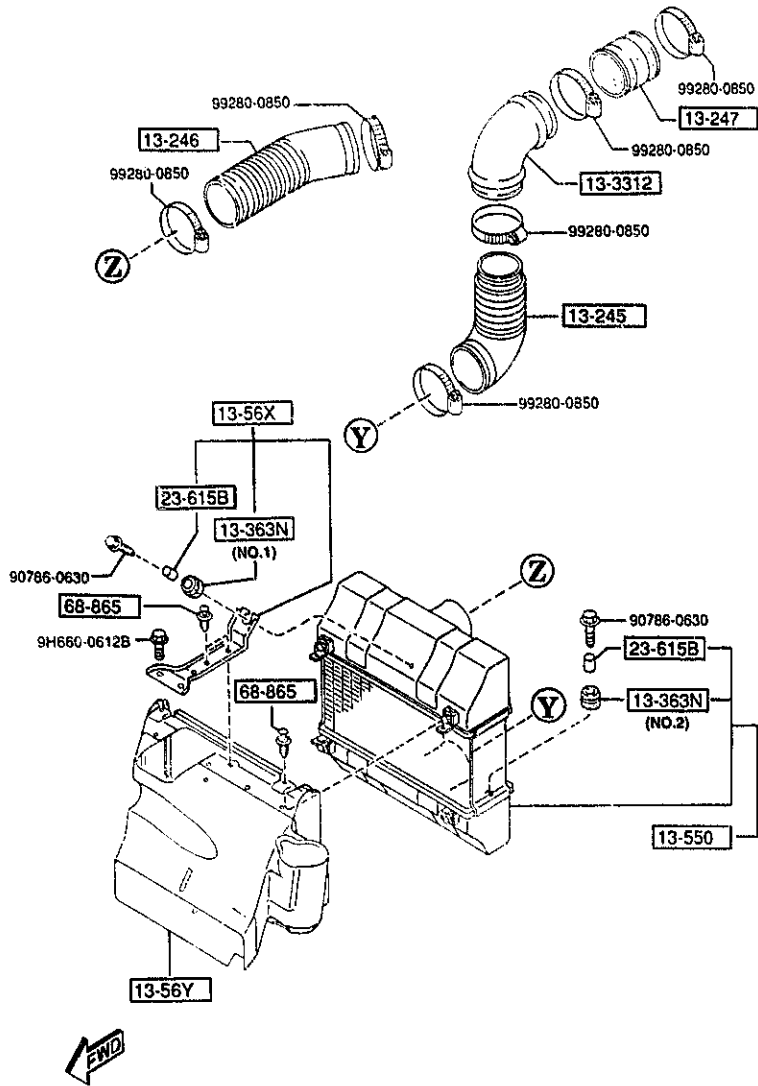
AUFA06

CAT. AUFA06-04

1997-01

1311 INTER COOLER

1311 -1 * INTER COOLER



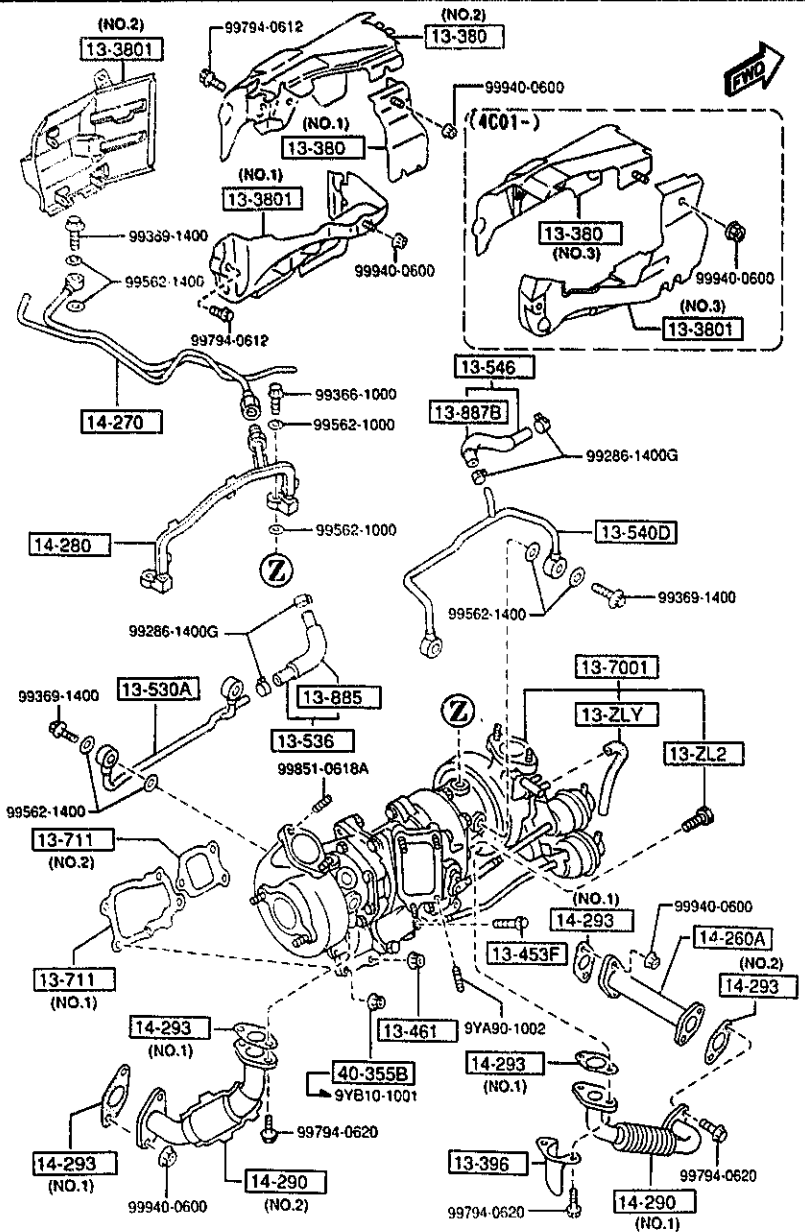
| PART NO. | QTY | MODEL/RESTRICTION | MODEL/RESTRICTION | MODEL/RESTRICTION | FROM-TO |
|--------------|------------------|-----------------------|-------------------|-------------------|---------|
| 13-245 | | JOINT,RUBBER | | | |
| NSC1-13-245 | 1 | | | | |
| 13-246 | | JOINT,RUBBER | | | |
| NSA1-13-246A | 1 | | | | |
| 13-247 | | JOINT,RUBBER | | | |
| NSA2-13-247 | 1 | | | | |
| 13-3312 | | PIPE,AIR INTAKE | | | |
| NSA1-13-33X | 1 | | | | |
| 13-363N | | RUBBER,MOUNTING | | | |
| NF01-13-363 | 1 (ILLUST. NO.1) | | | | |
| NF01-13-363 | 2 (ILLUST. NO.2) | | | | |
| 13-550 | | CHARGE,AIR COOLER | | | |
| NSA1-13-550 | 1 | | | | |
| 13-56X | | BRACKET,INTER COOLER | | | |
| NSA1-13-56X | 1 | | | | |
| 13-56V | | DUCT,AIR-INTER COOLER | | | |
| NSA1-13-56YB | 1 | | | | |
| 23-615B | | COLLAR | | | |
| SL50-13-211 | 3 | | | | |
| 68-865 | | FASTENER | | | |
| BR70-68-865 | 6 | | | | |

AUFA06

CAT. AUFA06-04

1997-01

1312 TURBO CHARGER



1312 -1 TURBO CHARGER

| PART NO. | QTY | MODEL/RESTRICTION | MODEL/RESTRICTION | MODEL/RESTRICTION | FROM-TO |
|--------------|-------|-----------------------------|-------------------|-------------------|---------|
| 13-2LY | | TUBE, VACUUM-TURBO CHARGER | | | |
| N3A1-13-2LY | 1 | | | | |
| 13-2L2 | | BOLT, TURBINE-T. CHARGER | | | |
| N3A1-13-2L7 | 12 | | | | |
| 13-380 | | INSULATOR, HEAT | | | |
| N3A1-13-380 | 1 | (ILLUST. NO. 1) | | | -4C01 |
| N3A1-13-385A | 1 | (ILLUST. NO. 2) | | | -4C01 |
| N3C2-13-385 | 1 | (ILLUST. NO. 3) | | | 4C01- |
| 13-3801 | | PLATE, ABSORBER | | | |
| N3A2-13-C80C | 1 | (ILLUST. NO. 2) (PRIMARY) | | | -4C01 |
| N3A1-13-C80B | 1 | (ILLUST. NO. 1) (SECONDARY) | | | -4C01 |
| N3C2-13-C80 | 1 | (ILLUST. NO. 3) (SECONDARY) | | | 4C01- |
| 13-396 | | INSULATOR, SUB | | | |
| N3A1-13-397A | 1 | | | | -4B01 |
| 13-453F | | BOLT, INSULATOR | | | |
| N390-13-453A | 2 | | | | |
| 13-461 | | NUT, EX. MANIFOLD | | | |
| ESB6-13-461B | 1 | | | | |
| 13-530A | | PIPE, WATER IN -T/C | | | |
| N3C1-13-530 | 1 | | | | |
| 13-536 | | HOSE, WATER-TURBOCHARGER | | | |
| N3A1-13-53X | 1 | | | | -5A02 |
| 13-540D | | PIPE, WATER | | | |
| N3A1-13-540A | 1 | | | | |
| 13-546 | | HOSE, WATER-T/C WATER-PIPE | | | |
| N3A1-13-54X | 1 | | | | |
| 13-7001 | | TURBOCHARGER | | | |
| 4B01 | FD333 | -400022 | | | |
| 4C01 | FD333 | -400022 | | | |
| 5A02 | FD333 | -400331 | | | |

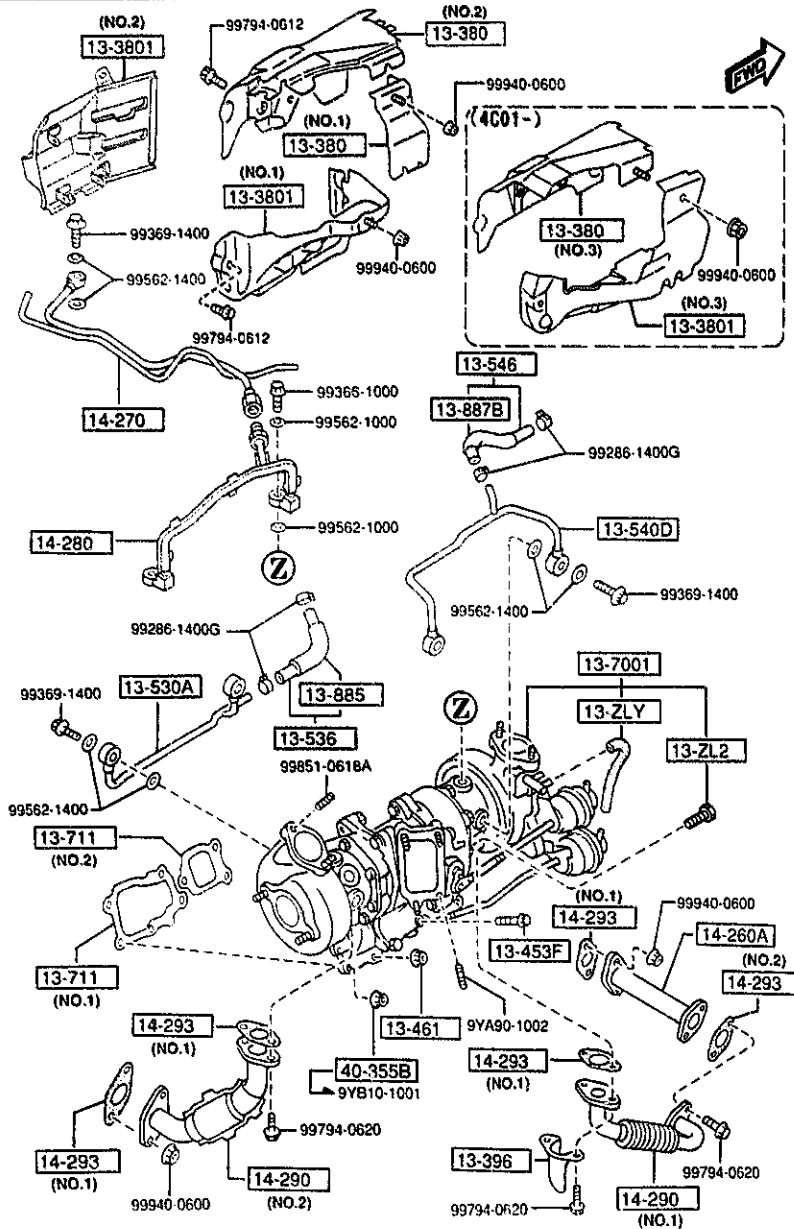
AUFA06

CAT. AUFA06-04

1997-01

1312 TURBO CHARGER

1312 -2 * TURBO CHARGER



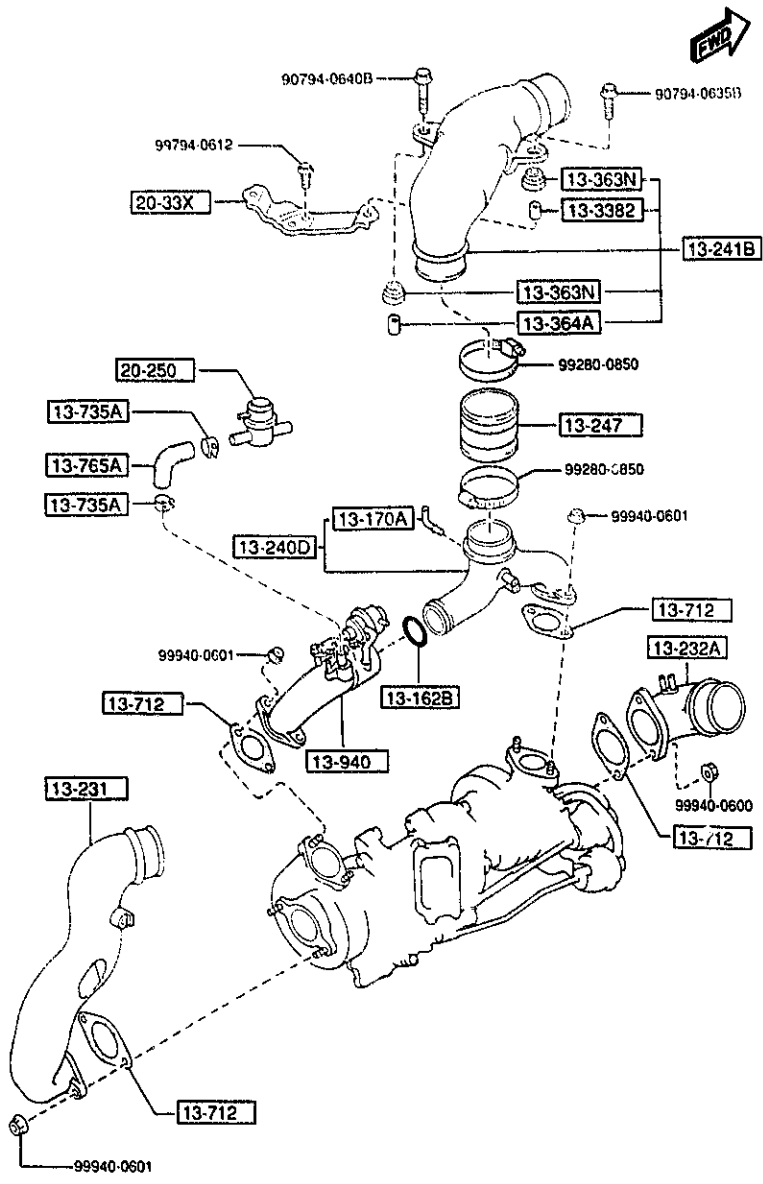
| PART NO. | QTY | MODEL/RESTRICTION | MODEL/RESTRICTION | MODEL/RESTRICTION | FROM-TO |
|--|-----|-------------------------------|-------------------|-------------------|---------|
| CONT'D | | | | | |
| N3C1-13-700 | 1 | | | | |
| 13-711 | | GASKET, TURBOCHARGER | | | |
| N3A1-13-710 | 1 | (ILLUST. NO.1) (PRIMARY) | | | |
| N3A2-13-710 | 1 | (ILLUST. NO.2) (SECONDARY) | | | |
| 13-885 | | PROTECTOR, SPONGE | | | |
| N3A1-13-885 | 1 | | | | -5A02 |
| 13-887B | | PROTECTOR, SPONGE | | | |
| N3A1-13-887 | 1 | | | | |
| 14-260A | | PIPE, OIL OUTLET-F.CO VER | | | |
| N3A1-14-260 | 1 | | | | |
| 14-270 | | PIPE, OIL | | | |
| N3A1-14-270A | 1 | | | | |
| 14-280 | | PIPE, OIL | | | |
| N3A1-14-280A | 1 | | | | |
| 14-290 | | PIPE, OIL | | | |
| N3A1-14-290A | 1 | (ILLUST. NO.1) (PRIMARY) | | | -5201 |
| A (N5D8-14-290) | | | | | |
| N3A2-14-290A | 1 | (ILLUST. NO.2) (SECONDARY) | | | -5201 |
| A (N5D9-14-290) | | | | | |
| N3D8-14-290 | 1 | (ILLUST. NO.1) (PRIMARY) | | | 5201- |
| N3D9-14-290 | 1 | (ILLUST. NO.2) (SECONDARY) | | | 5201- |
| 14-293 | | GASKET, OIL PIPE | | | |
| N3A1-14-293 | 4 | (ILLUST. NO.1) (PRIMARY) | | | |
| N3A2-14-293 | 1 | (ILLUST. NO.2) (SECONDARY) | | | |
| 40-355B | | NUT | | | |
| JE10-40-355 | 5 | | | | -5106 |
| 5106 FD333 -400025 5201 FD333 -400026 5A02 FD333 -400331 | | | | | |

AUFA06

CAT. AUFA06-04

1997-01

1313 TWIN TURBO AIR INTAKE SYSTEM



1313 -1 TWIN TURBO AIR INTAKE SYSTEM

| PART NO. | QTY | MODEL/RESTRICTION | MODEL/RESTRICTION | MODEL/RESTRICTION | FROM-TO |
|--------------------|-----|--------------------------------|-------------------|-------------------|---------|
| 13-162B | 1 | RING, 'O'-INLET MANIF OLD | | | |
| N3A1-13-162 | | | | | |
| 13-170A | 1 | CONNECTOR, HOSE | | | |
| N3A3-13-170 | | | | | |
| 13-231 | 1 | PIPE, AIR | | | |
| N3A1-13-231 | | | | | |
| 13-232A | 1 | PIPE, AIR INTAKE | | | |
| N3A1-13-232 | | | | | |
| N3DB-13-232 | 1 | | | | -4C01 |
| 13-240D | 1 | PIPE, AIR INTAKE-INT. COOLE | | | 4C01- |
| N3A1-13-24XA | | | | | |
| 13-241B | 1 | PIPE, AIR INTAKE | | | |
| N3A1-13-240A | | | | | |
| 13-247 | 1 | JOINT, RUBBER | | | |
| N3A2-13-247 | | | | | |
| 13-3382 | 1 | SPACER | | | |
| FE51-13-329 | | | | | |
| 13-363N | 2 | RUBBER, MOUNTING | | | |
| FE51-13-363 | | | | | |
| 13-364A | 1 | SPACER | | | |
| NF02-13-364 | | | | | |
| 13-712 | 4 | GASKET, TURBO | | | |
| N3A1-13-712 | | | | | |
| 13-735A | 2 | CLAMP, HOSE | | | |
| NF01-13-735 | | | | | |
| 13-765A | 1 | HOSE, AIR | | | |
| N3A1-13-765 | | | | | |
| 4C01 FD333 -400022 | | | | | |

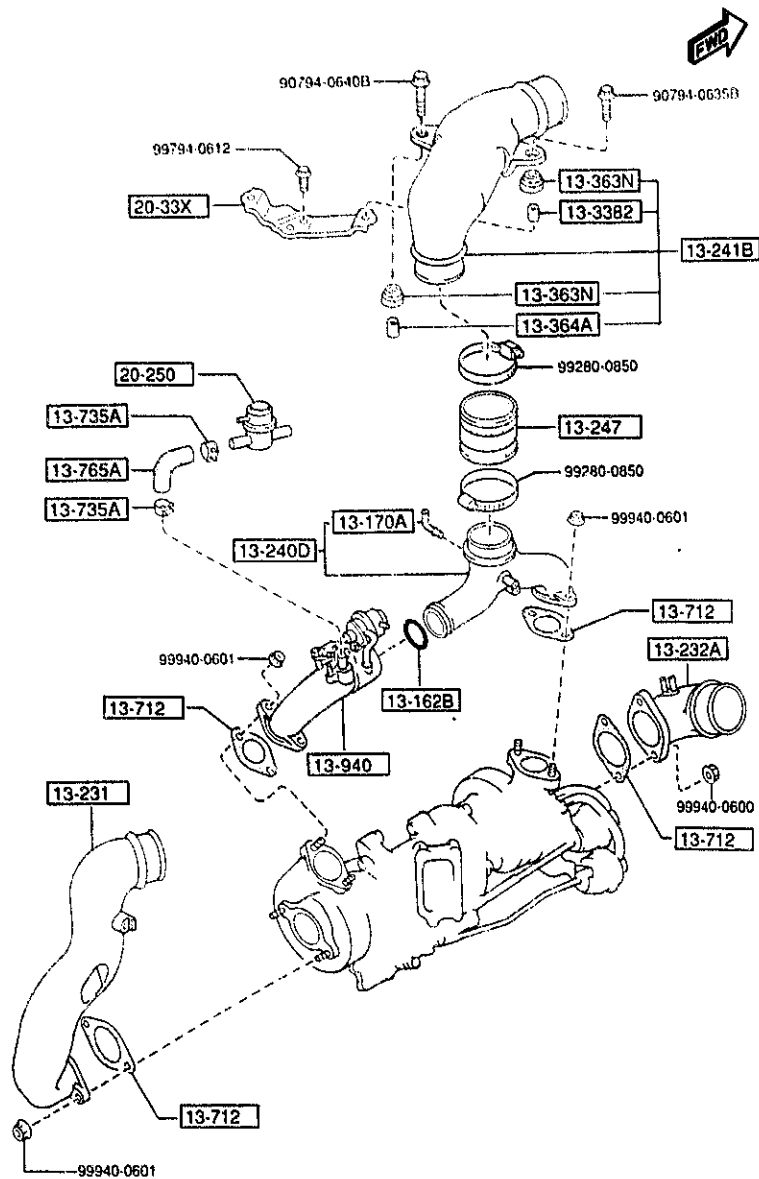
AUFA06

CAT. AUFA06-04

1997-01

1313 TWIN TURBO AIR INTAKE SYSTEM

1313 -2 * TWIN TURBO AIR INTAKE SYSTEM



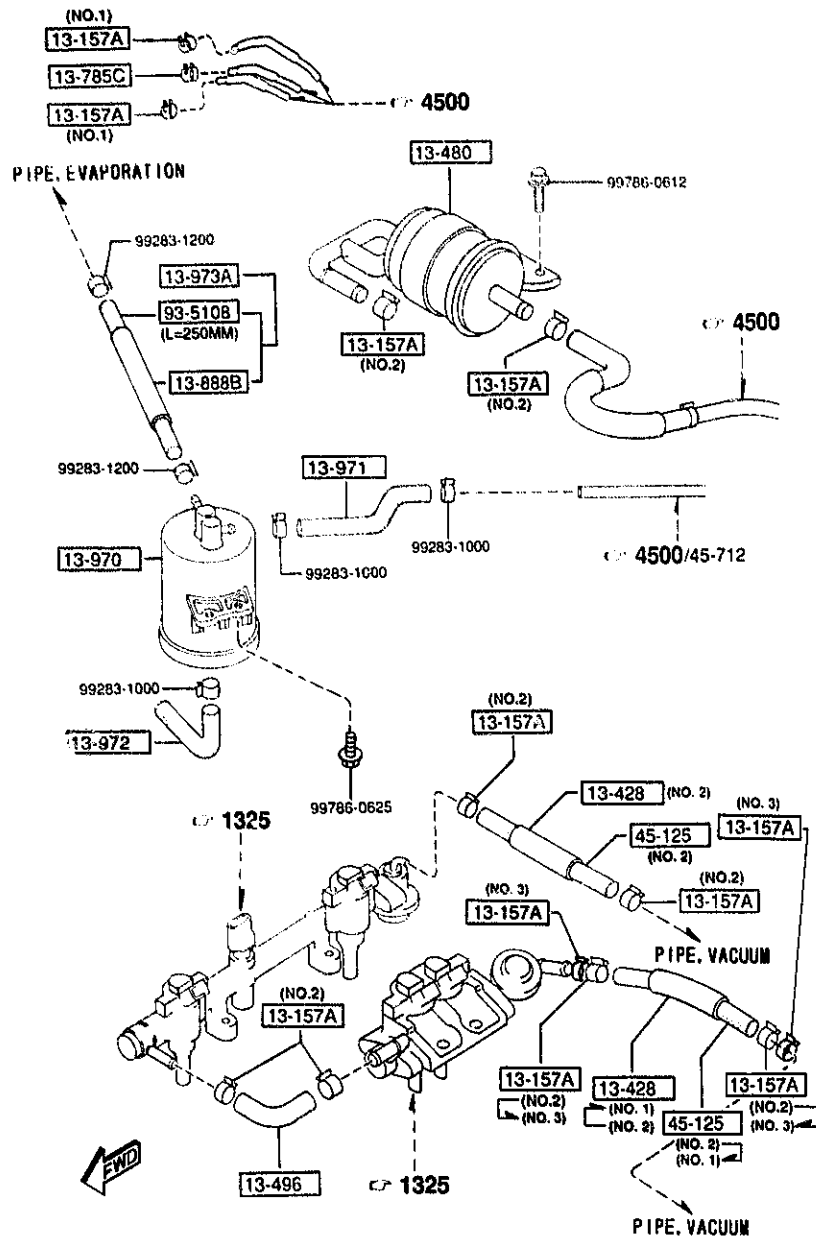
| PART NO. | QTY | MODEL/RESTRICTION | MODEL/RESTRICTION | MODEL/RESTRICTION | FROM TO |
|-------------|-----|-------------------------|-------------------|-------------------|---------|
| 13-940 | | VALVE, CONTROL | | | |
| N3C1-13-36V | 1 | | | | |
| 20-250 | | VALVE, AIR BYPASS | | | |
| N390-20-250 | 1 | | | | |
| 20-33X | | BRACKET, VACUUM CHAMBER | | | |
| N3A1-20-33X | 1 | | | | |

AUFA06

CAT. AUFA86-04

1997-01

1320 FUEL SYSTEM



1320 -1 FUEL SYSTEM

| PART NO. | QTY | MODEL/RESTRICTION | MODEL/RESTRICTION | MODEL/RESTRICTION | FROM-TO |
|--------------------|-----|------------------------|-------------------|-------------------|---------|
| 13-157A | | CLIP | | | |
| B681-13-157 | 2 | (ILLUST. NO. 1) | | | |
| 8574-13-157 | 8 | (ILLUST. NO. 2) | | | -5418 |
| N3DB-13-157 | 4 | (ILLUST. NO. 3) | | | 5418- |
| 8574-13-157 | 4 | (ILLUST. NO. 2) | | | 5418- |
| 13-428 | | PROTECTOR | | | |
| N326-13-428A | 2 | (ILLUST. NO. 2) | | | -5418 |
| N3B7-13-428A | 1 | (ILLUST. NO. 1) | | | 5418- |
| N326-13-428A | 1 | (ILLUST. NO. 2) | | | 5418- |
| 13-480 | | FILTER, FUEL | | | |
| N3A1-20-490 | 1 | | | | |
| 13-496 | | HOSE, FUEL | | | |
| N3A1-13-496 | 1 | | | | -5418 |
| N3DB-13-420 | 1 | | | | 5418- |
| 13-785C | | CLIP, HOSE | | | |
| N3A1-13-785 | 1 | | | | |
| 13-888B | | PROTECTOR, VACUUM TUBE | | | |
| N3A3-13-888 | 1 | | | | |
| 13-970 | | CANISTER | | | |
| N3A1-13-970 | 1 | | | | |
| 13-971 | | HOSE, VENTILATION | | | |
| N3A1-13-971 | 1 | | | | |
| 13-972 | | HOSE, EVAPORATION | | | |
| N3A1-13-972 | 1 | | | | |
| 13-973A | | HOSE, EVAPORATION | | | |
| N3A3-13-97X | 1 | | | | |
| 45-125 | | HOSE, FUEL | | | |
| 99359-0814 | 2 | (ILLUST. NO. 2) | | | -5418 |
| N3DB-13-415 | 1 | (ILLUST. NO. 1) | | | 5418- |
| 5418 FD333 -400030 | | | | | |

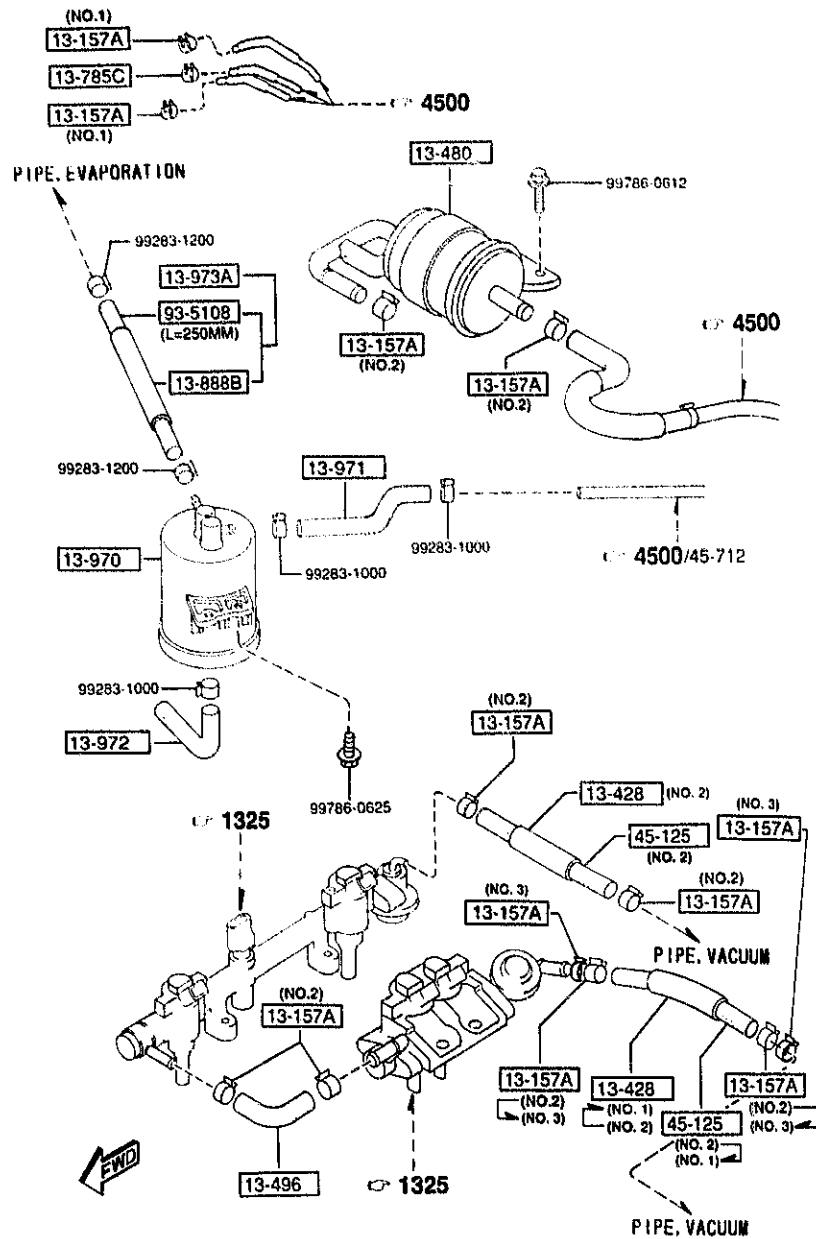
AUFA06

CAT. AUFA06-04

1997-01

1320 FUEL SYSTEM

1320 -2 * FUEL SYSTEM

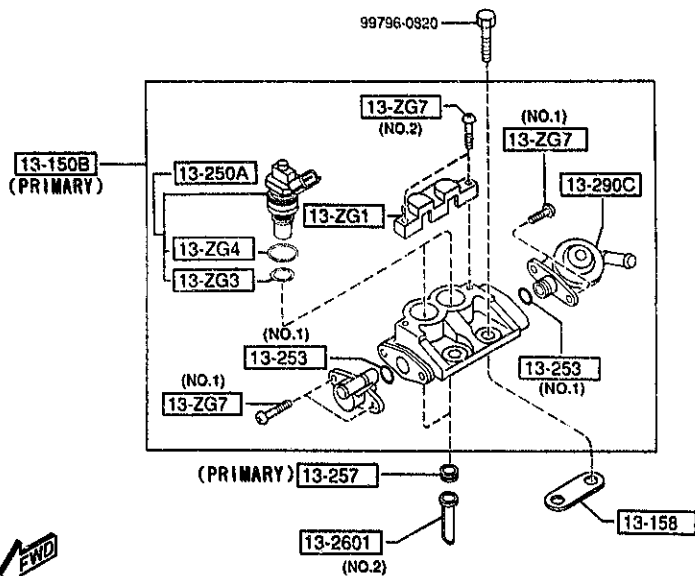
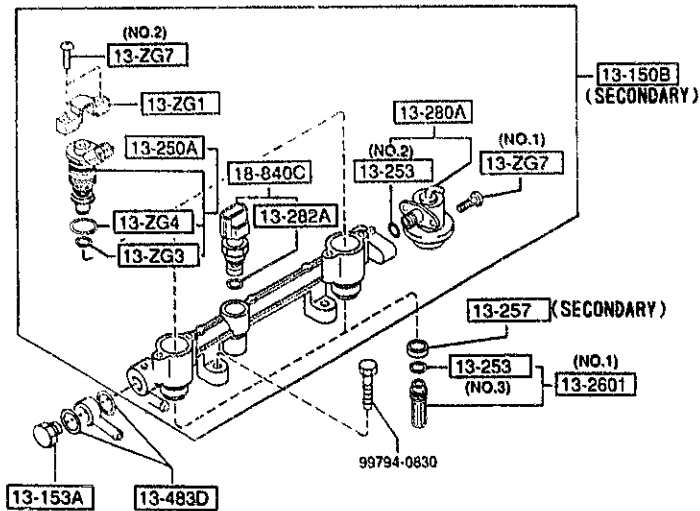


| PART NO. | QTY | MODEL/RESTRICTION | MODEL/RESTRICTION | MODEL/RESTRICTION | FROM-TO |
|----------------------|-----|--------------------|-------------------|-------------------|---------|
| CONT'D 99359-0814 | 1 | (ILLUST. NO.1) | | | 5418- |
| 93-5108 | | HOSE | | | |
| 99351-08999 | 1 | L=1M CUT IT TO USE | | | |
| 5418 FD333 -400030 | | | | | |

AUFA06

CAT. AUFA06-04

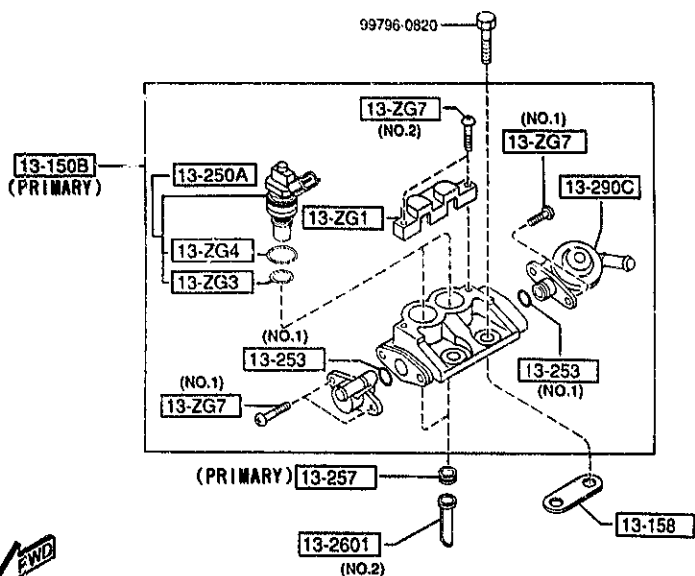
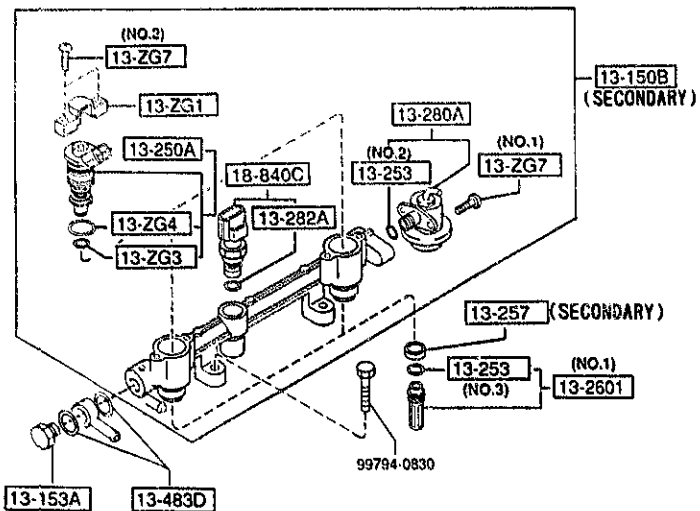
1997-01



| PART NO. | QTY | MODEL/RESTRICTION | MODEL/RESTRICTION | MODEL/RESTRICTION | FROM-TO |
|---------------|-----|--------------------------------|-------------------|-------------------|---------|
| 13-Z01 | | COVER, INJECTOR | | | |
| N390-13-Z01 | 1 | (PRIMARY) | | | |
| JE48-13-Z01 | 2 | (SECONDARY) | | | -4821 |
| C J503-13-Z01 | 2 | (SECONDARY) | | | 4821- |
| J503-13-Z01 | 2 | (SECONDARY) | | | |
| 13-Z03 | | RING, 'O'-INJECTOR | | | |
| NF01-13-Z03 | 4 | | | | |
| 13-Z04 | | RING, 'O'-INJECTOR | | | |
| NF01-13-Z04 | 4 | | | | |
| 13-Z07 | | SCREW, FUEL DIS. | | | |
| N3A3-13-Z07 | 2 | (ILLUST. NO.1) (SECONDARY) | | | |
| N3A3-13-Z07 | 4 | (ILLUST. NO.1) (PRIMARY) | | | |
| N3A4-13-Z07 | 4 | (ILLUST. NO.2) (SECONDARY) | | | -4821 |
| N3A4-13-Z07 | 2 | (ILLUST. NO.2) (PRIMARY) | | | -5601 |
| J503-13-Z07 | 4 | (ILLUST. NO.2) (SECONDARY) | | | 4821- |
| J503-13-Z07 | 2 | (ILLUST. NO.2) (PRIMARY) | | | 5601- |
| 13-150B | | DISTRIBUTOR, FUEL | | | |
| N3A1-13-150 | 1 | (PRIMARY) | | | -5418 |
| N3A2-13-150 | 1 | (SECONDARY) | | | -5418 |
| N3B7-13-150 | 1 | (PRIMARY) | | | 5418- |
| N3D8-13-150 | 1 | (SECONDARY) | | | 5418- |
| 13-153A | | BOLT, CONNECTOR | | | |
| N3B7-13-153 | 1 | | | | 5418- |
| 13-158 | | INSULATOR, FUEL DIST. | | | |
| N326-13-158 | 1 | | | | |
| 13-250A | | INJECTION, FUEL-M.P.E LECT. | | | |
| N3A1-13-250 | 2 | (PRIMARY) | | | |
| N3A2-13-250 | 2 | (SECONDARY) | | | |
| JE48-13-Z01 | 1 | 4821 FD333 -400022 | | | |
| C J503-13-Z01 | 1 | 5418 FD333 -400030 | | | |
| J503-13-Z07 | 1 | 5601 FD333 -400230 | | | |

1325 FUEL DISTRIBUTOR

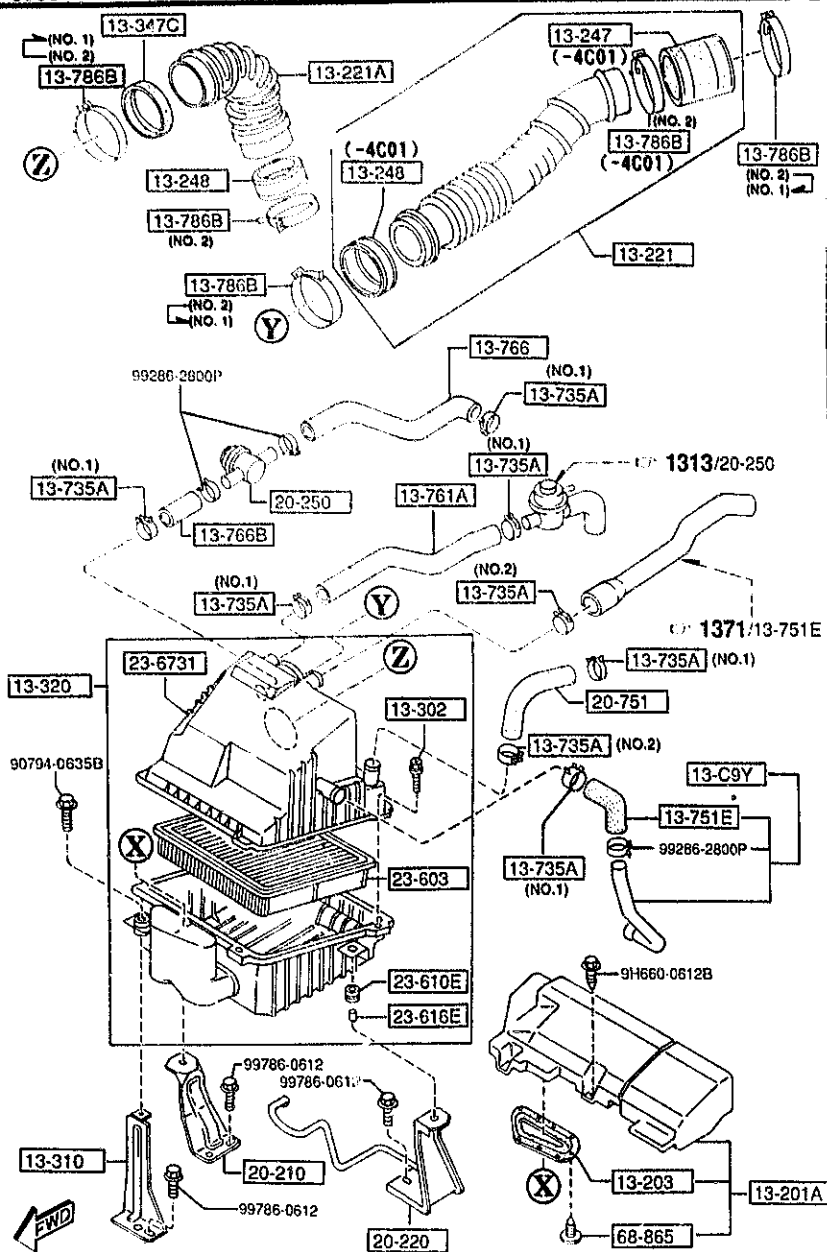
1325 -2 * FUEL DISTRIBUTOR



| PART NO. | QTY | MODEL/RESTRICTION | MODEL/RESTRICTION | MODEL/RESTRICTION | FROM-TO |
|--------------------|-----|-------------------------------|-------------------|-------------------|---------|
| 13-253 | | RING, 'O' | | | |
| N3A1-13-ZG3 | 2 | (ILLUST. NO.1) (PRIMARY) | | | |
| 8574-13-253 | 1 | (ILLUST. NO.2) (SECONDARY) | | | |
| 99541-01252 | 2 | (ILLUST. NO.3) | | | |
| 13-257 | | INSULATOR, INJECTION | | | |
| NF01-13-257A | 2 | (PRIMARY) | | | |
| N3A1-13-257 | 2 | (SECONDARY) | | | |
| 13-2601 | | SOCKET, AIR BLEED | | | |
| N3A1-13-C60 | 2 | (ILLUST. NO.1) | | | |
| N3A2-13-C61 | 2 | (ILLUST. NO.2) | | | |
| 13-280A | | PRESSURE RG., FUEL | | | |
| N3A1-13-280 | 1 | (SECONDARY) | | | |
| 13-282A | | RING, 'O'-PRESSURE REGU. | | | |
| N253-13-282 | 1 | (SECONDARY) | | | |
| 13-290C | | DAMPER, PULSATION | | | |
| N3A2-20-180 | 1 | (PRIMARY) | | | |
| 13-483D | | GASKET | | | |
| N236-13-483 | 2 | NON ASBESTOS | | | 5418- |
| 18-840C | | SENSOR, TEMP.-ENG. COOLANT | | | |
| N391-18-840 | 1 | (SECONDARY) | | | |
| 5418 FD333 -400030 | | | | | |

1330 -1 AIR CLEANER

1330 AIR CLEANER



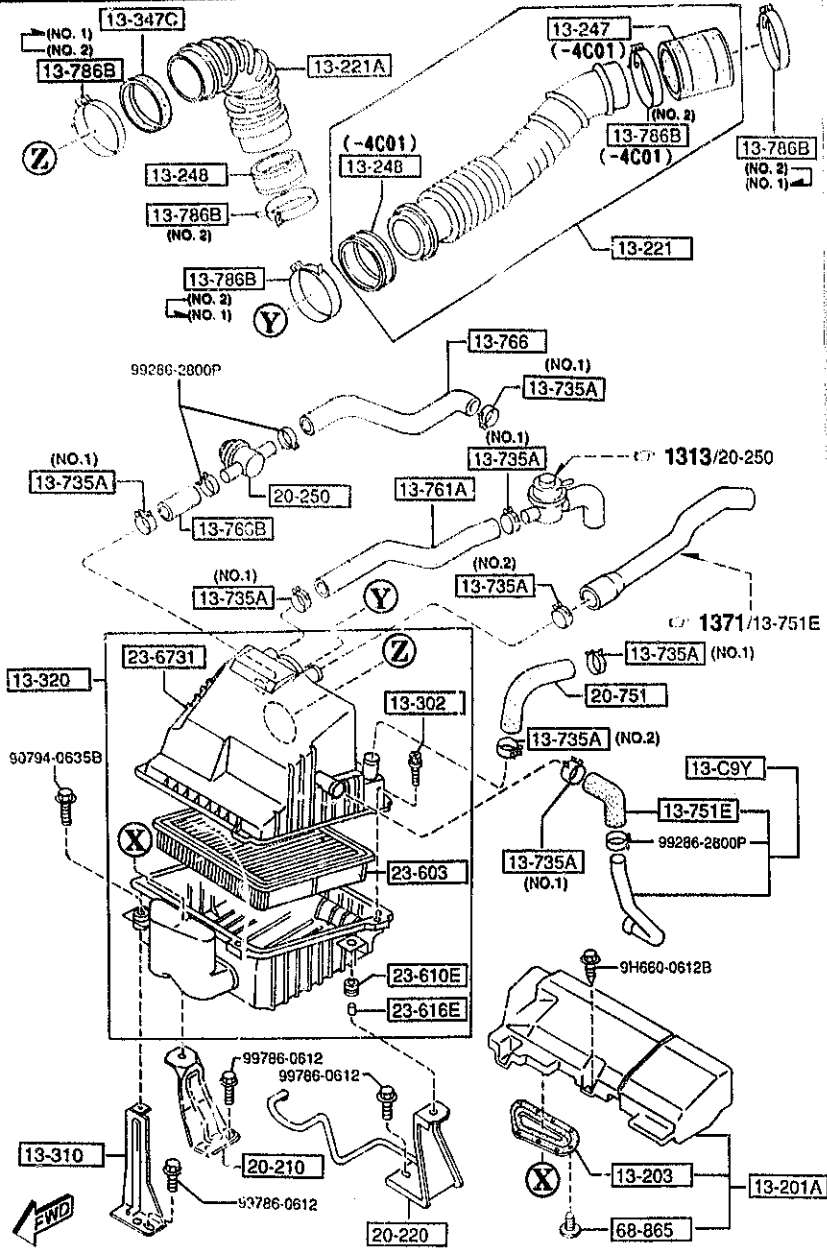
| PART NO. | QTY | MODEL/RESTRICTION | MODEL/RESTRICTION | MODEL/RESTRICTION | FROM TO |
|--------------------|-------------------|----------------------------|-------------------|-------------------|---------|
| 13-C9V | | PIPE, RELIEF | | | |
| N3C1-13-C9V | 1 | | | | |
| 13-201A | | DUCT, FRESH AIR | | | |
| N3A1-13-200 | 1 | | | | |
| 13-203 | | RUBBER, SEAL-FRESH AIR DUC | | | |
| N3A1-13-203 | 1 | | | | |
| 13-221 | | HOSE, AIR | | | |
| N3A1-13-220 | 1 | | | | -4C01 |
| N3D8-13-222 | 1 | | | | 4C01- |
| 13-221A | | HOSE, AIR | | | |
| N3A1-13-221A | 1 | | | | -4C01 |
| N3D8-13-221 | 1 | | | | 4C01- |
| 13-247 | | JOINT, RUBBER | | | |
| N3A3-13-247 | 1 | | | | -4C01 |
| 13-248 | | JOINT, RUBBER | | | |
| N3A1-13-247 | 2 | | | | -4C01 |
| 13-302 | | BOLT, AIR CLEANER | | | |
| F201-13-302A | 2 | | | | |
| 13-310 | | BRACKET, AIR CLEANER | | | |
| N3A1-20-200 | 1 | | | | |
| 13-320 | | CLEANER, AIR | | | |
| N3A1-13-320 | 1 | | | | |
| 13-347C | | JOINT, RUBBER | | | |
| N3A1-13-249 | 1 | | | | -4C01 |
| 13-735A | | CLAMP, HOSE | | | |
| NF01-13-735 | 6 (ILLUST. NO. 1) | | | | |
| N3A1-13-735 | 2 (ILLUST. NO. 2) | | | | |
| 13-751E | | HOSE, AIR | | | |
| 4C01 FD333 -400022 | | | | | |

AUFA06

CAT. AUFA06-04

1997-01

1330 AIR CLEANER



1330 -2 AIR CLEANER

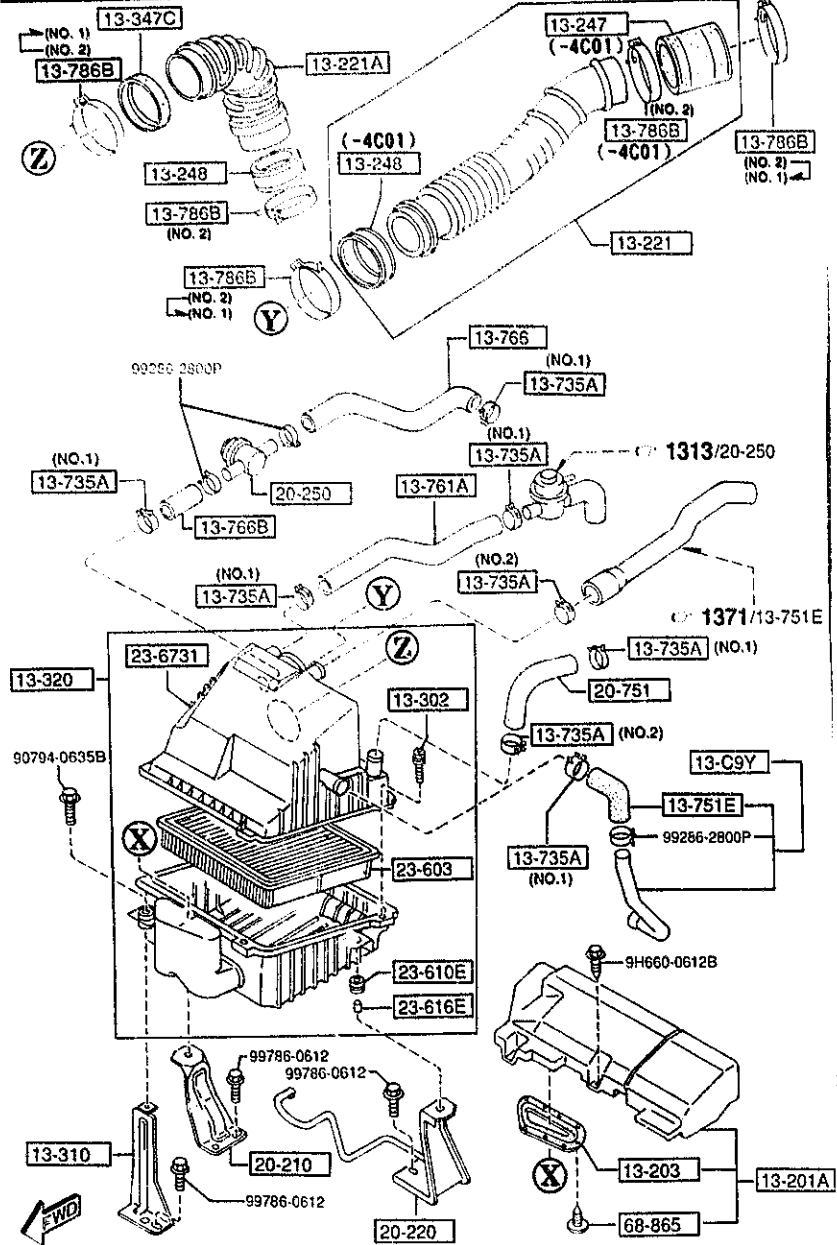
| PART NO. | QTY | MODEL/RESTRICTION | MODEL/RESTRICTION | MODEL/RESTRICTION | FROM-TO |
|-----------------------|------------------|---------------------|-------------------|-------------------|---------|
| CONT'D N3C1-13-751 | 1 | | | | |
| 13-761A | | HOSE,AIR | | | |
| N3A2-13-768 | 1 | | | | |
| 13-766 | | HOSE,AIR | | | |
| N3A1-13-766 | 1 | | | | |
| 13-766B | | HOSE,AIR | | | |
| N3A1-13-767 | 1 | | | | |
| 13-786B | | CLIP,HOSE | | | |
| N3A5-13-786 | 5 (ILLUST. NO.2) | | | | -4C01 |
| N390-13-785 | 3 (ILLUST. NO.1) | | | | 4C01- |
| N3A5-13-786 | 1 (ILLUST. NO.2) | | | | 4C01- |
| 20-210 | | BRACKET,AIR CLEANER | | | |
| N3A1-20-210 | 1 | | | | |
| 20-220 | | BRACKET,AIR CLEANER | | | |
| N3A2-20-220 | 1 | | | | |
| 20-250 | | VALVE,AIR BYPASS | | | |
| N3A1-20-250 | 1 | | | | |
| 20-751 | | HOSE,AIR | | | |
| N3A1-20-751 | 1 | | | | |
| 23-603 | | ELEMENT,AIR CLEANER | | | |
| N3A1-13-240 | 1 | | | | |
| 23-610E | | INSULATOR | | | |
| HE19-23-610 | 3 | | | | |
| 23-616E | | PIPE | | | |
| HE19-23-616 | 3 | | | | |
| 23-6731 | | COVER,AIR CLEANER | | | |
| N3A1-13-201 | 1 | | | | |
| 4C01 FD333 -400022 | | | | | |

AUFA06

CAT. AUFA06-04

1997-01

1330 AIR CLEANER

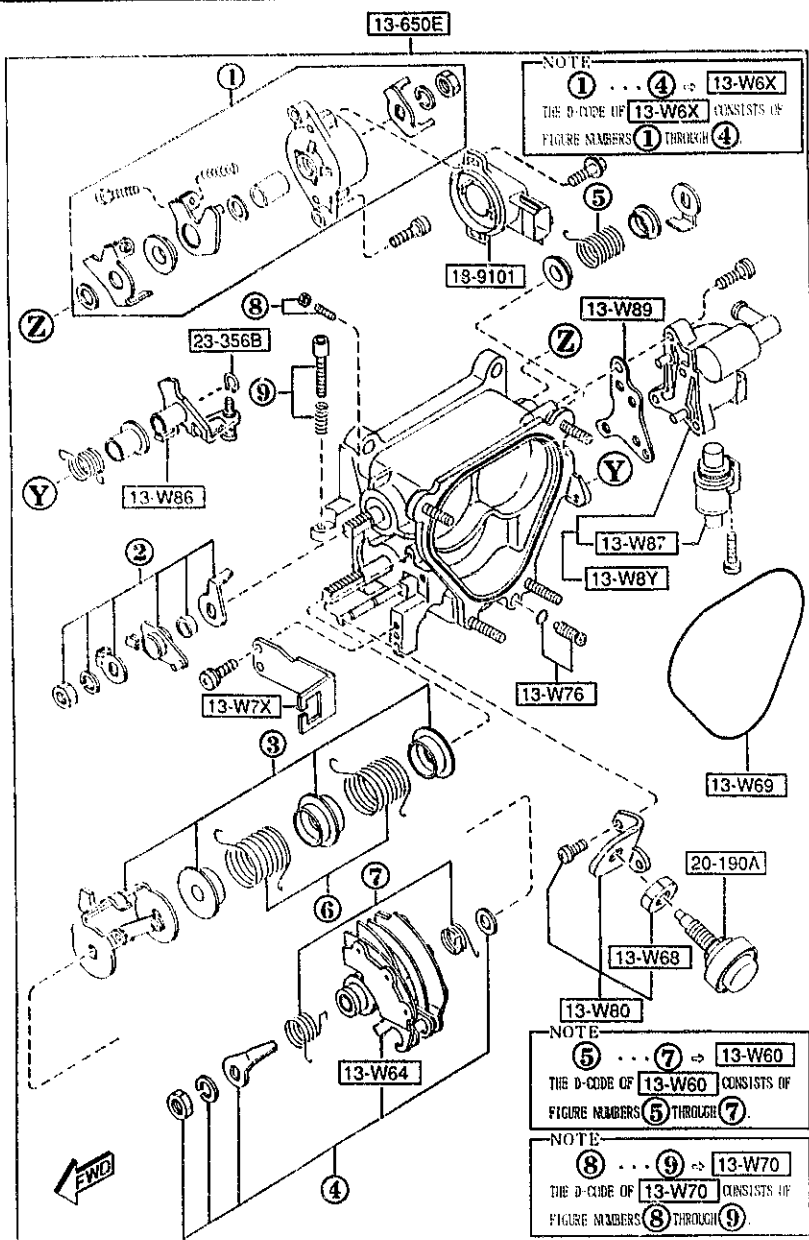


| PART NO. | QTY | MODEL/RESTRICTION | MODEL/RESTRICTION | MODEL/RESTRICTION | FROM-10 |
|-------------|-----|-------------------|-------------------|-------------------|---------|
| 68-865 | | FASTENER | | | |
| BR70-68-865 | 5 | | | | |

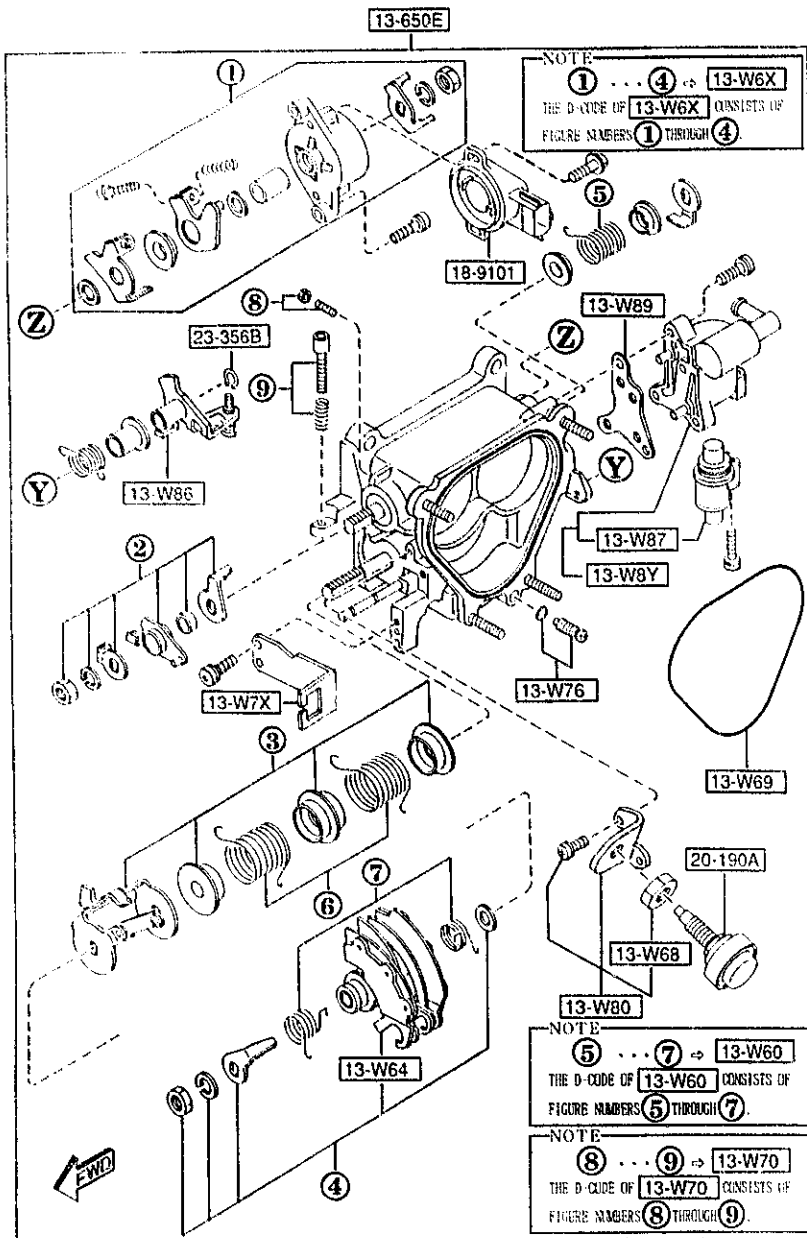
AUFA06

CAT. AUFA06-04

1997-01

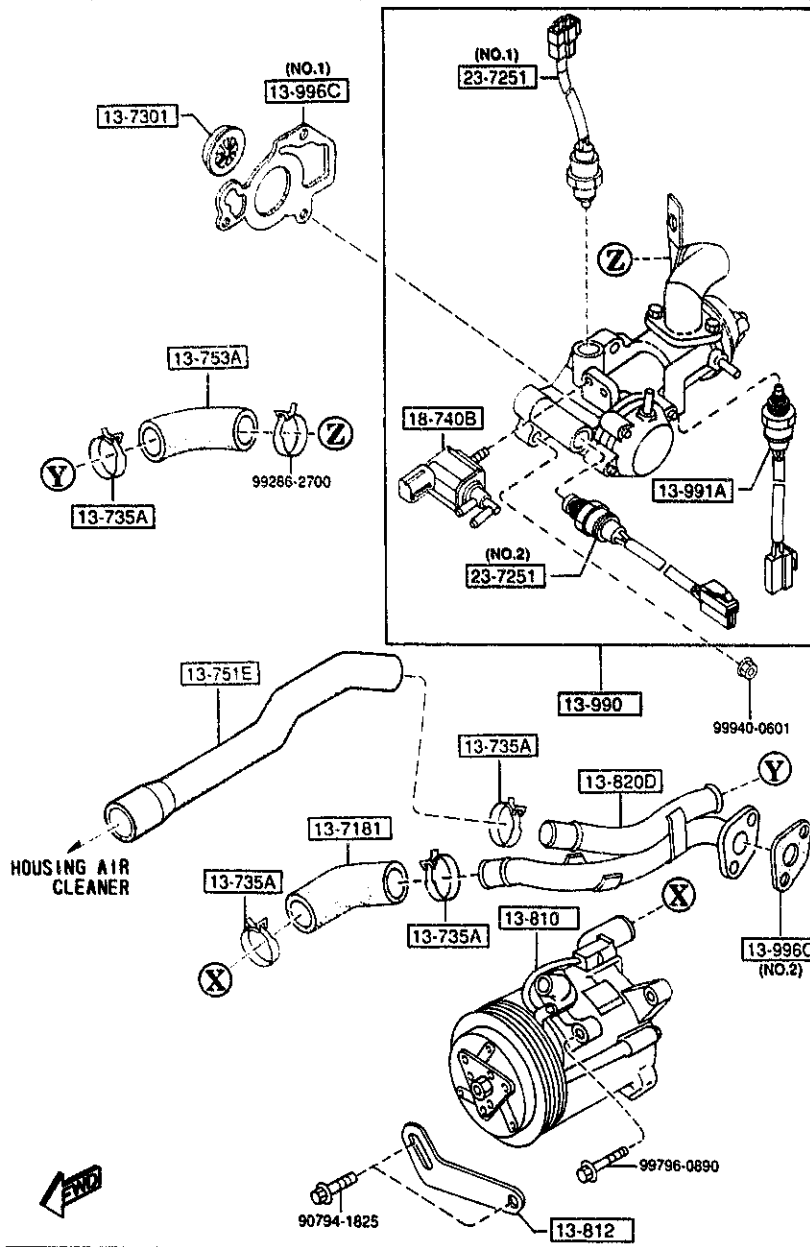


| PART NO. | QTY | MODEL/RESTRICTION | MODEL/RESTRICTION | MODEL/RESTRICTION | FROM-TO |
|-------------|-----|----------------------------|-------------------|-------------------|---------|
| 13-W6X | | LEVER SET, THROTTLE BODY | | | |
| NSA1-13-W6X | 1 | (MT) | | | |
| NSA2-13-W6X | 1 | (AT) | | | |
| 13-W60 | | SPRING SET, THROTTLE BODY | | | |
| NSA1-13-W60 | 1 | (MT) | | | |
| NSA2-13-W60 | 1 | (AT) | | | |
| 13-W64 | | LEVER, THROTTLE | | | |
| NSA1-13-W64 | 1 | (MT) | | | |
| NSA2-13-W64 | 1 | (AT) | | | |
| 13-W68 | | NUT | | | |
| NSA1-13-W68 | 1 | | | | |
| 13-W69 | | RING, 'O' | | | |
| N390-13-W69 | 1 | | | | |
| 13-W7X | | HOLDER SET, THROTTLE BODY | | | |
| NSA1-13-W7X | 1 | | | | |
| 13-W70 | | SCREW SET, THROTTLE BODY | | | |
| NSA1-13-W70 | 1 | | | | |
| 13-W76 | | SCREW, ID. ADJUST-TH. BODY | | | |
| NSA1-13-W76 | 1 | | | | |
| 13-W8Y | | HOUSING, WAX | | | |
| NSA1-13-W8Y | 1 | | | | |
| 13-W80 | | BRKT SET, DASH POT-TH ROD | | | |
| NSA1-13-W80 | 1 | | | | |
| 13-W86 | | CAM, FIRST IDLE | | | |
| NSA1-13-W86 | 1 | | | | |
| 13-W87 | | WAX, THERMO | | | |
| NSA1-13-W87 | 1 | | | | |
| 13-W89 | | GASKET, THERMO | | | |



| PART NO. | QTY | MODEL/RESTRICTION | MODEL/RESTRICTION | MODEL/RESTRICTION | FROM-TO |
|-------------|--------|-------------------------------|-------------------|-------------------|---------|
| CONT'D | | | | | |
| N3A1-13-W89 | 1 | | | | |
| 13-650E | | BODY, THROTTLE | | | |
| N3A1-13-640 | 1 (MT) | | | | |
| N3A2-13-640 | 1 (AT) | | | | |
| 18-9101 | | SENSOR, THROTTLE POSI TION | | | |
| N3A1-18-911 | 1 (MT) | | | | |
| N3A2-18-911 | 1 (AT) | | | | |
| 20-190A | | DASH POT | | | |
| N350-20-190 | 1 | | | | |
| 23-356B | | RING, STOP | | | |
| N236-23-356 | 1 | | | | |

1371 AIR PUMP & AIR CONTROL VALVE



| PART NO. | QTY | MODEL/RESTRICTION | MODEL/RESTRICTION | MODEL/RESTRICTION | FROM-TO |
|--------------|------------------|----------------------------|-------------------|-------------------|---------|
| 13-7181 | | HOSE, AIR | | | |
| NSA3-20-752 | 1 | | | | |
| 13-7301 | | VALVE, CHECK | | | |
| 1480-13-730 | 1 | | | | |
| 13-735A | | CLAMP, HOSE | | | |
| NF01-13-735 | 4 | | | | |
| 13-751E | | HOSE, AIR | | | |
| NSA3-13-754A | 1 | | | | |
| 13-753A | | HOSE, AIR | | | |
| NSA3-13-753 | 1 | | | | |
| 13-810 | | PUMP, AIR | | | |
| NSA3-13-810 | 1 (MT) | | | | |
| NSA4-13-810 | 1 (AT) | | | | |
| 13-812 | | STRAP, AIR PUMP | | | |
| NSA1-13-812 | 1 | | | | |
| 13-820D | | PIPE, AIR | | | |
| NSA3-13-820A | 1 | | | | |
| 13-990 | | VALVE, AIR CONTROL | | | |
| NSA3-13-990 | 1 (MT) | | | | |
| NSA4-13-990 | 1 (AT) | | | | |
| 13-991A | | VALVE, SOLENOID-A.C. VALVE | | | |
| NSA1-13-991 | 1 | | | | |
| 13-996C | | GASKET, A.C.V. | | | |
| NSA3-13-996 | 1 (ILLUST. NO.1) | | | | |
| NSA4-13-996 | 1 (ILLUST. NO.2) | | | | |
| 18-740B | | VALVE, SOLENOID | | | |
| NSA1-18-741 | 1 | | | | |
| 23-7251 | | VALVE, SOLENOID | | | |

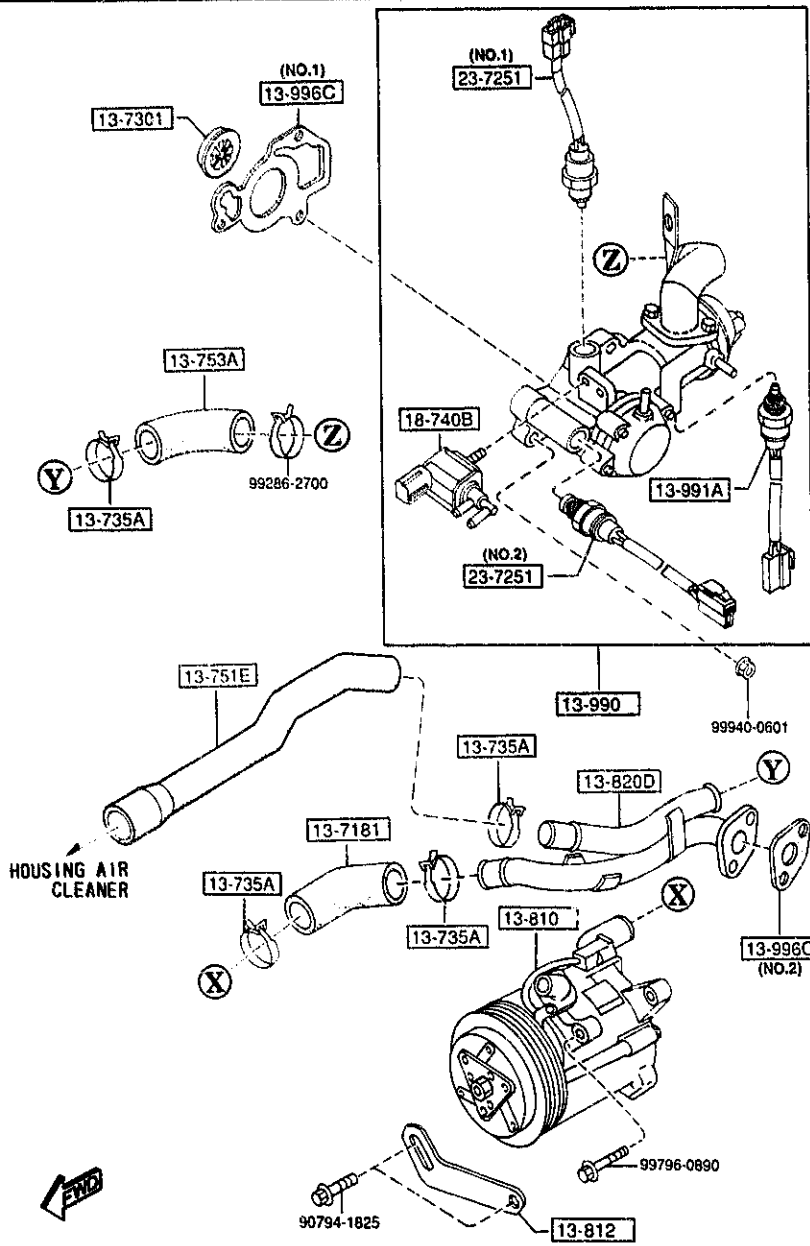
AUFA06

CAT. AUFA06-04

1997-01

1371 AIR PUMP & AIR CONTROL VALVE

1371 -2 * AIR PUMP & AIR CONTROL VALVE

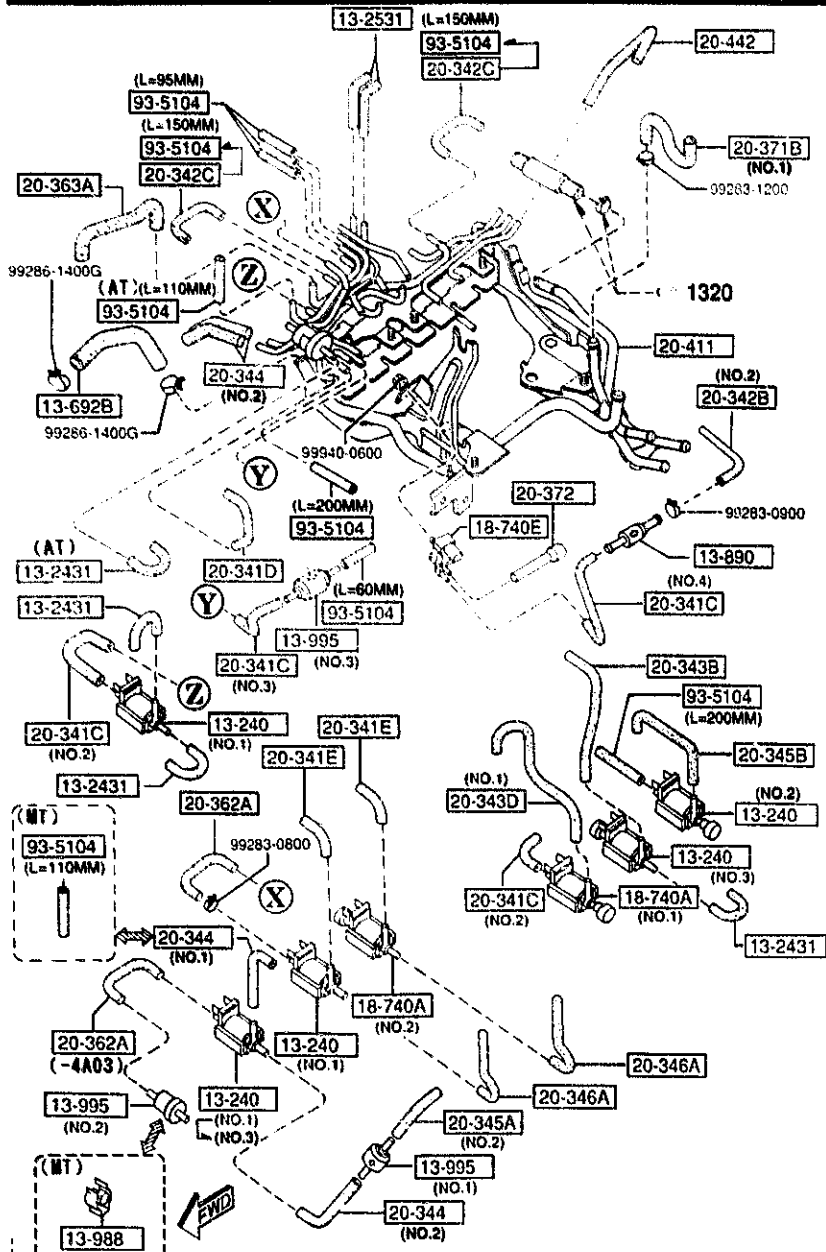


| PART NO. | QTY | MODEL/RESTRICTION | MODEL/RESTRICTION | MODEL/RESTRICTION | FROM TO |
|-------------|-----|-------------------|-------------------|-------------------|---------|
| CONT'D | | | | | |
| N250-20-725 | 1 | (ILLUST. NO.1) | | | |
| N304-20-725 | 1 | (ILLUST. NO.2) | | | |

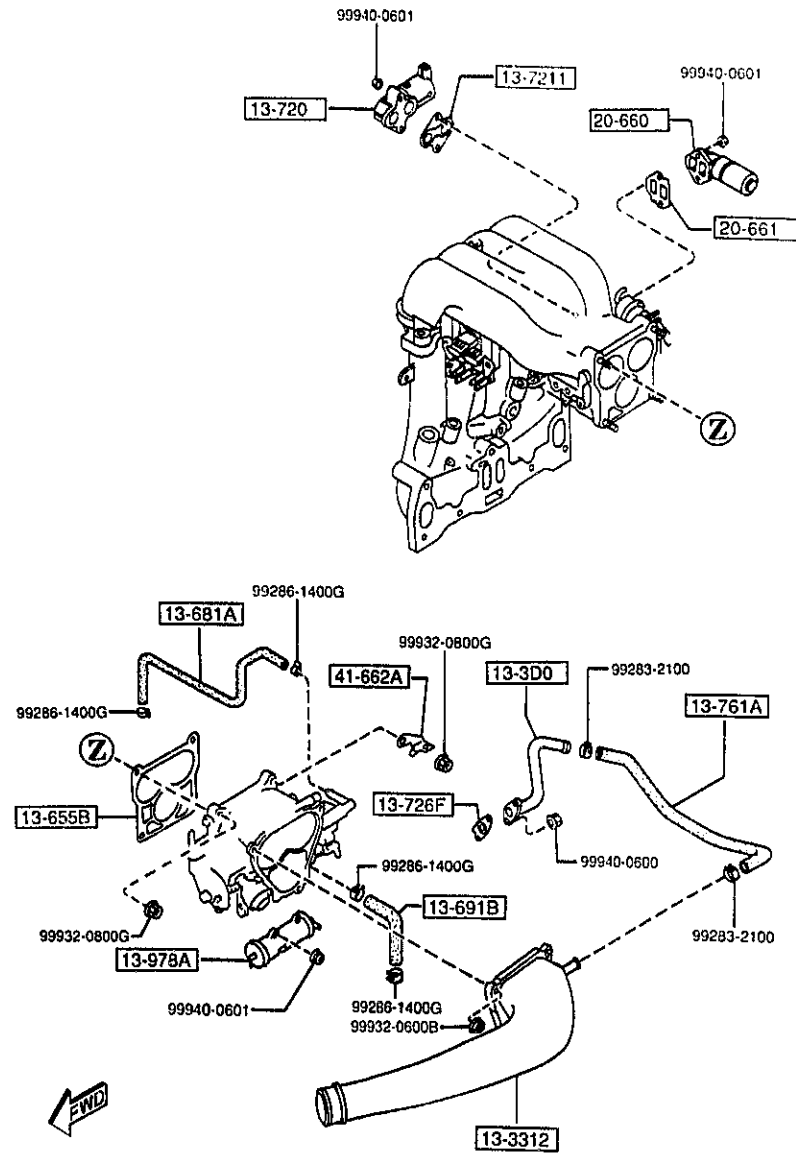
AUFA06

CAT. AUFA06-04

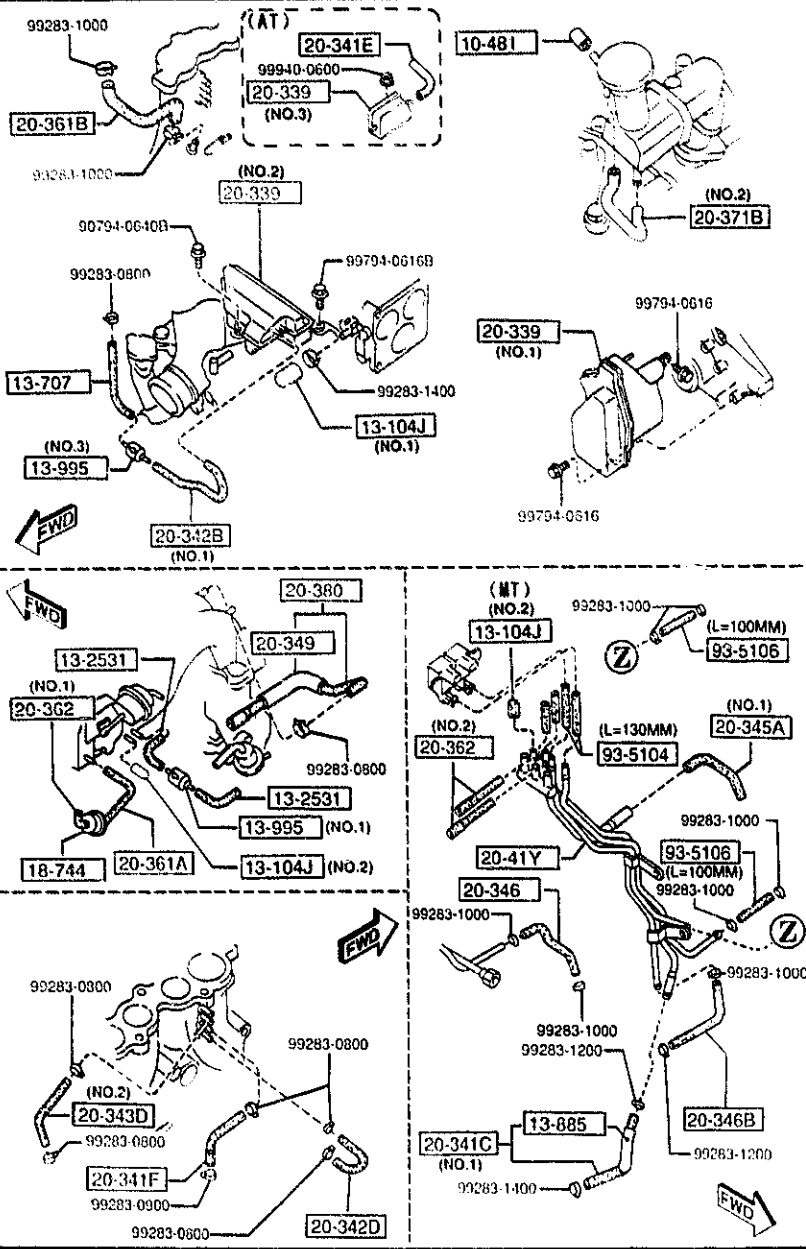
1997-01



AUFA06



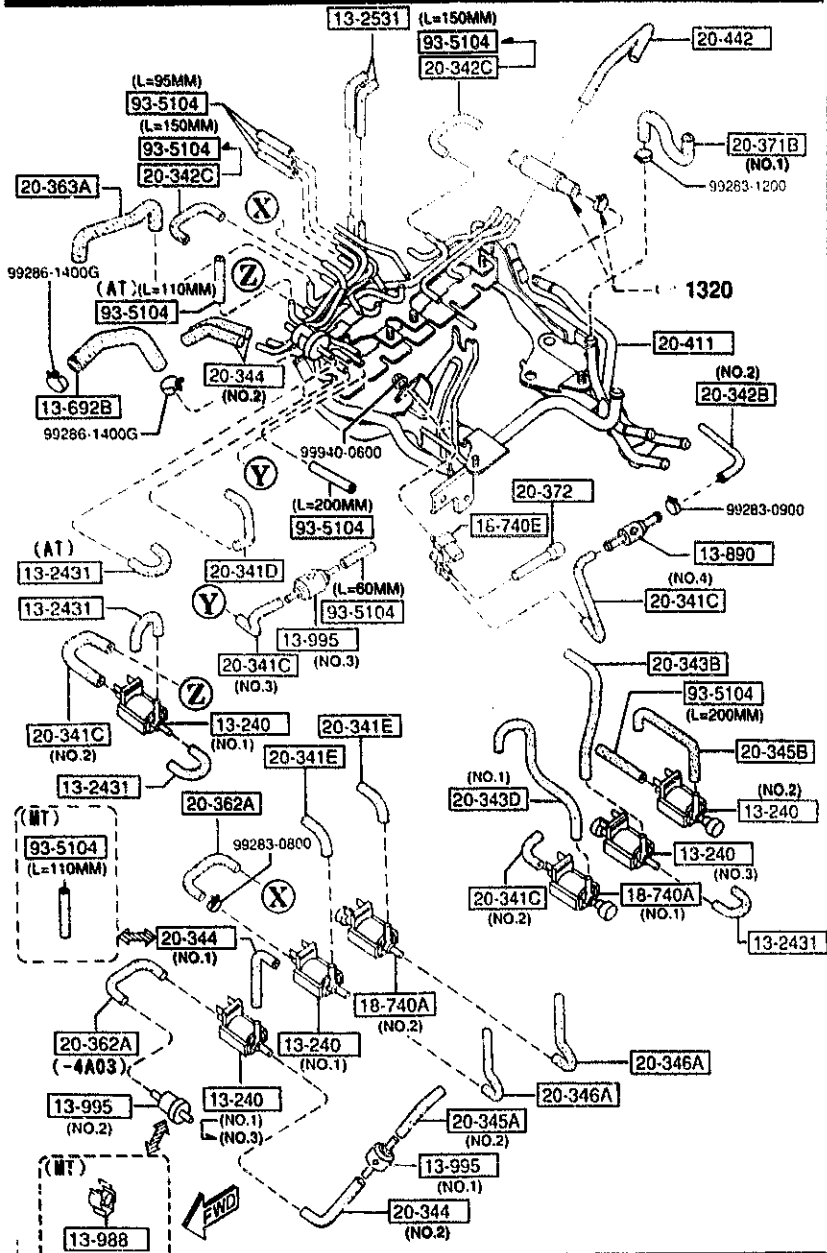
AUFA06



AUFA06

1380 EMISSION CONTROL SYSTEM

(1/3)



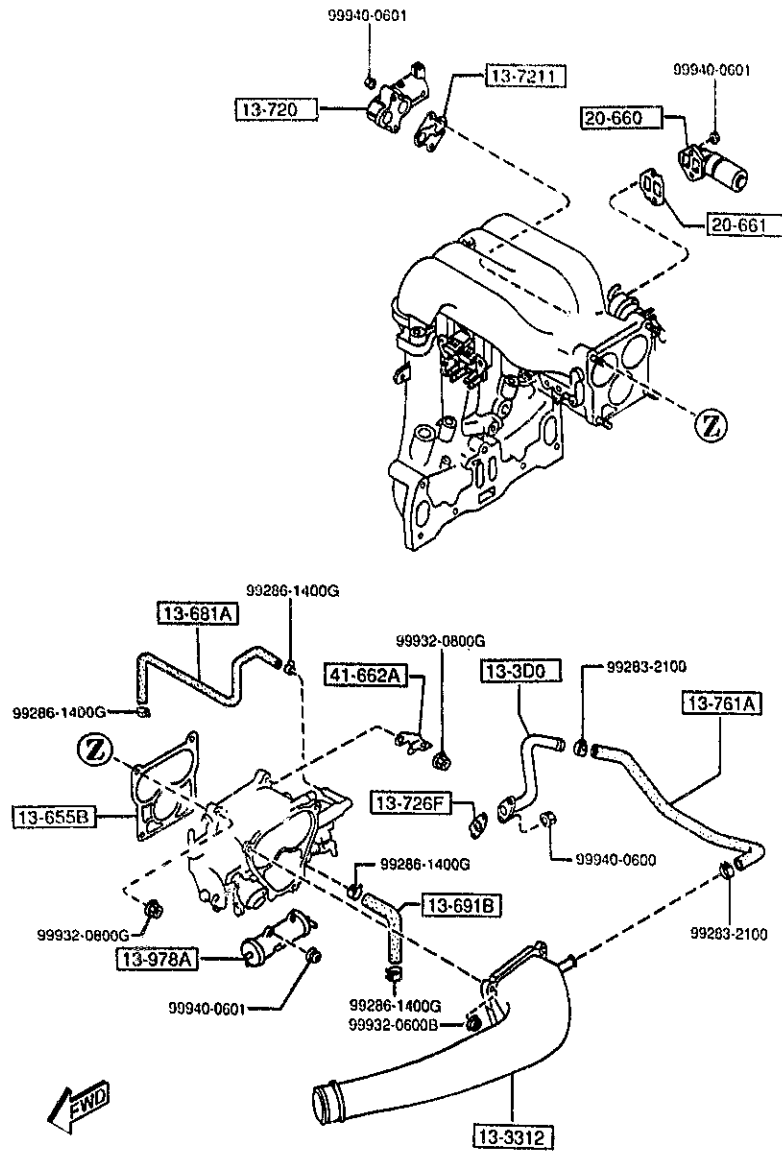
1380 -1 EMISSION CONTROL SYSTEM

| PART NO. | QTY | MODEL/RESTRICTION | MODEL/RESTRICTION | MODEL/RESTRICTION | FROM TO |
|--------------------|-----|-----------------------------|-------------------|-------------------|---------|
| 10-481 | | CAP | | | |
| 2306-10-481 | 1 | | | | |
| 13-104J | | CAP, BLIND | | | |
| E303-13-104 | 1 | (ILLUST. NO. 1) | | | |
| 1010-13-104 | 1 | (ILLUST. NO. 2) (AT) | | | |
| 1010-13-104 | 2 | (ILLUST. NO. 2) (MT) | | | |
| 13-240 | | VALVE, SWAY | | | |
| 1480-13-240A | 3 | (ILLUST. NO. 1) (AT) | | | |
| 1481-13-240A | 1 | (ILLUST. NO. 2) | | | -4A03 |
| 1482-13-240A | 1 | (ILLUST. NO. 3) (AT) | | | -4A03 |
| 1480-13-240A | 3 | (ILLUST. NO. 1) (MT) | | | |
| 1482-13-240A | 1 | (ILLUST. NO. 3) (MT) | | | |
| 1480-13-240A | 2 | (ILLUST. NO. 1) (MT) | | | 4A03- |
| 1482-13-240A | 2 | (ILLUST. NO. 3) (MT) | | | 4A03- |
| 13-2431 | | HOSE, VACUUM | | | |
| N318-20-341A | 3 | (MT) | | | |
| N318-20-341A | 4 | (AT) | | | |
| 13-2531 | | HOSE, VACUUM | | | |
| N236-13-253A | 4 | | | | |
| 13-3D0 | | PIPE, AIR-B.A.C.V.B.A. I.H. | | | |
| N3A1-13-3D0A | 1 | | | | |
| 13-3312 | | PIPE, AIR INTAKE | | | |
| N3C1-13-330 | 1 | | | | |
| 13-655B | | GASKET, THROTTLE BODY | | | |
| N3A1-13-655 | 1 | | | | |
| 13-681A | | HOSE, WATER | | | |
| 4A03 FD333 -400014 | | | | | |

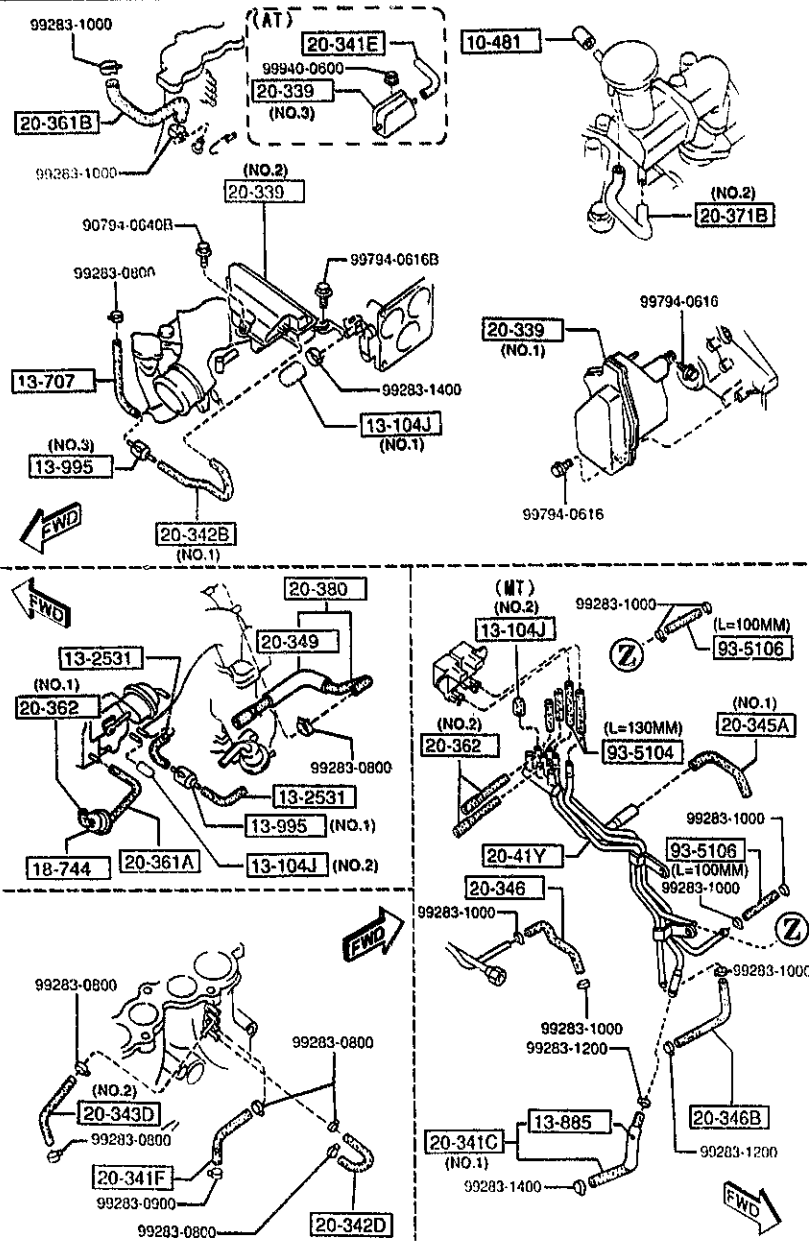
AUFA08

CAT. AUFA06-04

1997-01



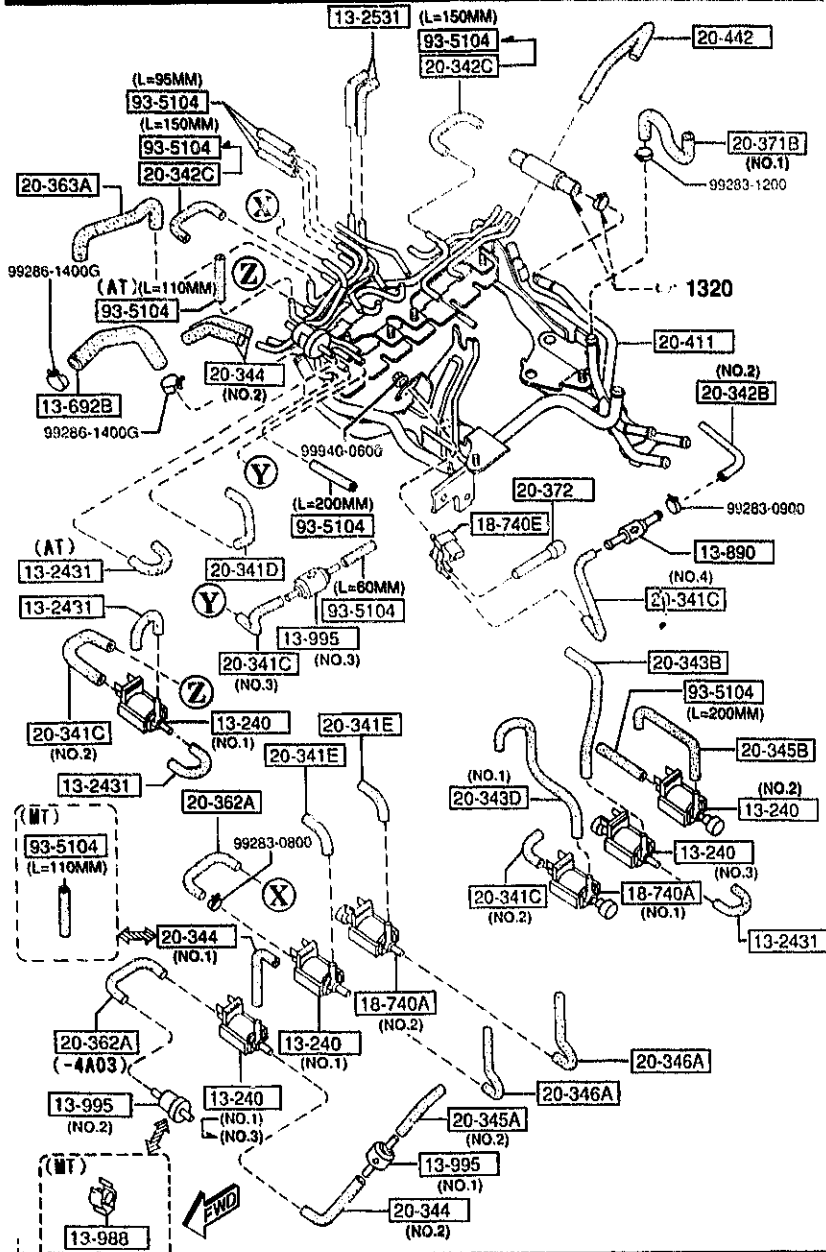
| PART NO. | QTY | MODEL/RESTRICTION | MODEL/RESTRICTION | MODEL/RESTRICTION | FROM-TO |
|--------------------|------------------------|-----------------------------|-------------------|-------------------|---------|
| CONT'D | | | | | |
| N3A1-13-681A | 1 | | | | |
| 13-691B | | HOSE, WATER | | | |
| N3A1-13-691A | 1 | | | | |
| 13-692B | | HOSE, WATER | | | |
| N3A1-13-692A | 1 | | | | |
| 13-707 | | HOSE, AIR | | | |
| N350-13-896 | 1 | | | | |
| 13-720 | | VALVE, SOL. -AIR BLEED EXTE | | | |
| N3A1-13-720 | 1 | | | | |
| 13-7211 | | GASKET | | | |
| N3A1-13-721 | 1 | | | | |
| 13-726F | | GASKET, SOLENOID VALV E | | | |
| N3A1-13-726 | 1 | | | | |
| 13-761A | | HOSE, AIR | | | |
| N3A1-13-761A | 1 | | | | |
| 13-885 | | PROTECTOR, SPONGE | | | |
| N3A3-13-885 | 1 | | | | -4C01 |
| 13-890 | | VALVE, P. C. V. | | | |
| NF01-13-890 | 1 | | | | |
| 13-978A | | TANK, CATCH | | | |
| N3A1-13-978 | 1 | | | | |
| 13-988 | | FILTER, AIR | | | |
| NF01-13-988A | 1 (MT) | | | | -4A03 |
| 13-995 | | VALVE, CHECK | | | |
| HE41-13-995 | 2 (ILLUST. NO. 1) | | | | |
| N3A1-13-995 | 1 (ILLUST. NO. 2) (AT) | | | | |
| N390-13-995A | 2 (ILLUST. NO. 3) | | | | |
| 4A03 FD333 -400014 | | | | | |
| 4C01 FD333 -400022 | | | | | |



| PART NO. | QTY | MODEL/RESTRICTION | MODEL/RESTRICTION | MODEL/RESTRICTION | FROM-TO |
|---------------------------------|-----|---------------------|-------------------|-------------------|---------|
| 18-740A | | VALVE, SOLENOID | | | |
| NSA7-18-741 | 1 | (ILLUST. NO.1) | | | |
| N390-18-741 | 1 | (ILLUST. NO.2) | | | |
| 18-740E | | VALVE, SOLENOID | | | |
| F285-18-741 | 1 | MITSUBISHI | | | |
| 18-744 | | FILTER, AIR | | | |
| S5A1-18-744 | 1 | | | | |
| 20-339 | | CHAMBER, VACUUM | | | |
| N3C1-20-339 | 1 | (ILLUST. NO.1) | | | |
| N3C2-20-339 | 1 | (ILLUST. NO.2) | | | |
| N3C3-20-339 | 1 | (ILLUST. NO.3) (AT) | | | |
| 20-341C | | TUBE, VACUUM | | | |
| NF01-20-341 | 2 | (ILLUST. NO.2) | | | |
| N3A4-20-341 | 1 | (ILLUST. NO.3) | | | |
| N3A5-20-341 | 1 | (ILLUST. NO.4) | | | |
| N3A3-20-340 AN(N3A3-20-345A) | 1 | (ILLUST. NO.1) | | | 4C01 |
| N3A3-20-345A | 1 | (ILLUST. NO.1) | | | 4C01- |
| 20-341D | | TUBE, VACUUM | | | |
| N3A1-20-341 | 1 | | | | |
| 20-341E | | TUBE, VACUUM | | | |
| N3A2-20-341A | 2 | (MT) | | | |
| N3A2-20-341A | 3 | (AT) | | | |
| 20-341F | | TUBE, VACUUM | | | |
| N3A3-20-341A | 1 | | | | |
| 20-342B | | TUBE, VACUUM | | | |
| N3A1-20-342 | 1 | (ILLUST. NO.1) | | | |
| N3A5-20-342 | 1 | (ILLUST. NO.2) | | | |
| 20-342C | | TUBE, VACUUM | | | |
| 4C01 FD333 -400022 | | | | | |

1380 EMISSION CONTROL SYSTEM

(1/3)

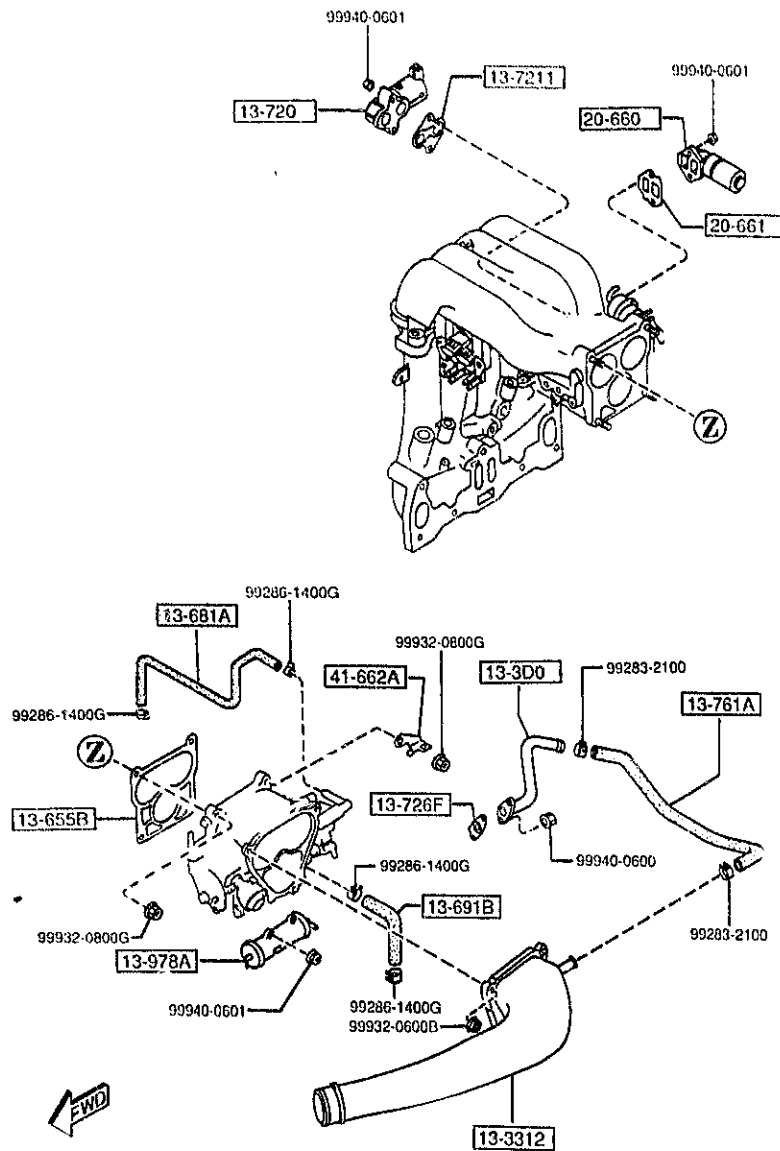


AUFA06

| PART NO. | QTY | MODEL/RESTRICTION | MODEL/RESTRICTION | MODEL/RESTRICTION | FROM-TO |
|--------------|-----|------------------------|-------------------|-------------------|---------|
| CONT'D | | | | | |
| N3A2-20-342 | 2 | | | | -4A03 |
| 20-342D | | TUBE, VACUUM | | | |
| N3A3-20-342 | 1 | | | | |
| 20-343B | | TUBE, VACUUM | | | |
| N3A4-20-343 | 1 | | | | |
| 20-343D | | TUBE, VACUUM | | | |
| N3A2-20-343B | 1 | (ILLUST. NO.1) | | | |
| N3A3-20-343A | 1 | (ILLUST. NO.2) | | | |
| 20-344 | | TUBE, VACUUM | | | |
| N3A2-20-344A | 1 | (ILLUST. NO.1) (AT) | | | |
| N3A4-20-344 | 3 | (ILLUST. NO.2) | | | |
| 20-345A | | TUBE, VACUUM | | | |
| N3A1-20-345 | 1 | (ILLUST. NO.1) | | | |
| N3A4-20-345 | 1 | (ILLUST. NO.2) | | | |
| 20-345B | | TUBE, VACUUM | | | |
| N3A2-20-345A | 1 | | | | |
| 20-346 | | TUBE, VACUUM | | | |
| N3A1-20-346 | 1 | | | | |
| 20-346A | | TUBE, VACUUM | | | |
| N3A2-20-346 | 2 | | | | |
| 20-346B | | TUBE, VACUUM | | | |
| N3A3-20-346A | 1 | | | | |
| 20-349 | | PROTECTOR, VACUUM PIPE | | | |
| N3A1-20-348 | 1 | | | | -5403 |
| 20-361A | | TUBE, VACUUM | | | |
| N3A1-20-361A | 1 | | | | |
| 20-361B | | TUBE, VACUUM | | | |
| N3A2-20-361A | 1 | | | | |
| 4A03 FD333 | | -400014 | | | |
| 5403 FD333 | | -400028 | | | |

CAT. AUFA06-04

1997-01

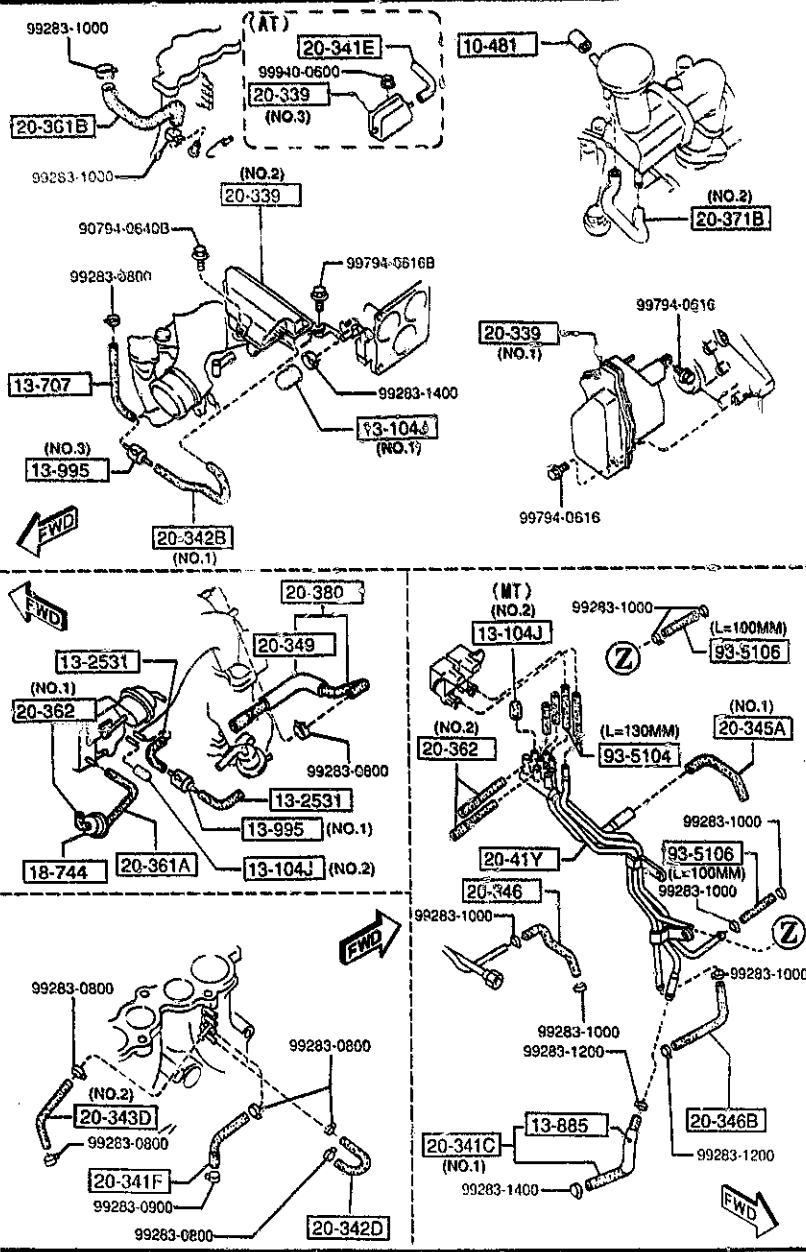


| PART NO. | QTY | MODEL/RESTRICTION | MODEL/RESTRICTION | MODEL/RESTRICTION | FROM-TO |
|--------------------|-----|--------------------------|-------------------|-------------------|---------|
| 20-362 | | TUBE, VACUUM | | | |
| NSA1-20-362 | 1 | (ILLUST. NO. 1) | | | |
| NSA4-20-362 | 2 | (ILLUST. NO. 2) | | | |
| 20-362A | | TUBE, VACUUM | | | |
| NSA2-20-362 | 2 | (AT) | | | |
| NSA2-20-362 | 2 | (MT) | | | -4A03 |
| NSA2-20-362 | 1 | (MT) | | | 4A03- |
| 20-363A | | TUBE, VACUUM | | | |
| NSA2-20-363 | 1 | | | | |
| 20-371B | | TUBE, VACUUM | | | |
| NSA1-20-371 | 1 | (ILLUST. NO. 1) | | | |
| NSA2-20-371A | 1 | (ILLUST. NO. 2) | | | |
| 20-372 | | TUBE, VACUUM | | | |
| NSA1-20-372A | 1 | | | | |
| 20-380 | | TUBE, VACUUM | | | |
| NSA1-20-380 | 1 | | | | -5403 |
| 20-41V | | PIPE, AIR-VALVE ACTUATOR | | | |
| NSA1-20-41VA | 1 | | | | |
| 20-411 | | PIPE, VACUUM | | | |
| NSA1-20-410C | 1 | | | | |
| 20-442 | | TUBE, VACUUM | | | |
| J501-20-442 | 1 | | | | |
| 20-660 | | VALVE, IDLE AIR CONTROL | | | |
| NSA1-20-660 | 1 | | | | |
| 20-661 | | GASKET, B.A.C. VALVE | | | |
| NSA1-20-661 | 1 | | | | |
| 41-662A | | BRACKET, ACCEL CABLE | | | |
| FD01-41-662B | 1 | | | | |
| 4A03 FD333 -400014 | | | | | |
| 5403 FD333 -400028 | | | | | |

1380 EMISSION CONTROL SYSTEM

(3/3)

1380 EMISSION CONTROL SYSTEM



| PART NO. | QTY | MODEL/RESTRICTION | MODEL/RESTRICTION | MODEL/RESTRICTION | FROM-TO |
|-------------|-----|--------------------|-------------------|-------------------|---------|
| 93-5106 | | HOSE | | | |
| 99351-04299 | 1 | L=3M CUT IT TO USE | | | |
| 93-5106 | | HOSE | | | |
| 99351-06999 | 3 | L=3M CUT IT TO USE | | | |

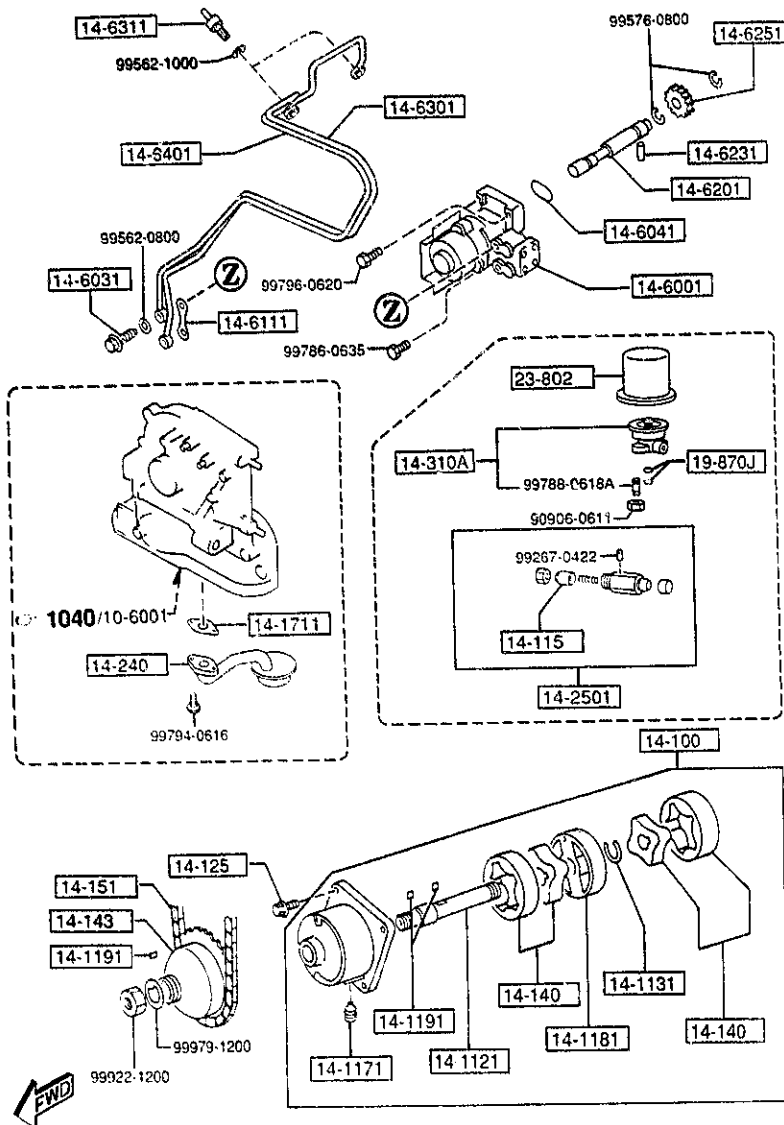
AUFA06

CAT. AUFA06-04

1997-01

1400 OIL PUMP & FILTER

1400 -1 OIL PUMP & FILTER



| PART NO. | QTY | MODEL/RESTRICTION | MODEL/RESTRICTION | MODEL/RESTRICTION | FROM-TO |
|--------------|-----|-------------------------------------|-------------------|-------------------|---------|
| 14-100 | | PUMP,OIL | | | |
| NF01-14-100 | 1 | | | | |
| 14-1121 | | SHAFT,OIL PUMP | | | |
| N326-14-131 | 1 | | | | |
| 14-1131 | | RING,SNAP | | | |
| 0810-14-113 | 1 | | | | |
| 14-115 | | PLUNGER,CONTROL | | | |
| 0221-14-115 | 1 | | | | |
| 14-1171 | | BOLT,LOCK | | | |
| N326-14-117 | 1 | | | | |
| 14-1181 | | PLATE,MIDDLE | | | |
| NF01-14-135 | 1 | | | | |
| 14-1191 | | KEY | | | |
| 0839-14-119B | 3 | | | | |
| 14-125 | | BOLT,SET | | | |
| 8553-14-125 | 4 | | | | |
| 14-140 | | ROTOR | | | |
| N318-14-140 | 2 | | | | |
| 14-143 | | WHEEL,SPROCKET | | | |
| N326-14-143 | 1 | | | | |
| 14-151 | | CHAIN,OIL PUMP | | | |
| N326-14-151 | 1 | | | | |
| 14-1711 | | GASKET,OIL STRAINER NON ASBESTOS | | | |
| N386-14-248 | 1 | | | | |
| 14-240 | | STRAINER,OIL | | | |
| N3A1-14-240A | 1 | | | | |
| 14-2501 | | REGULATR,PRESSURE | | | |

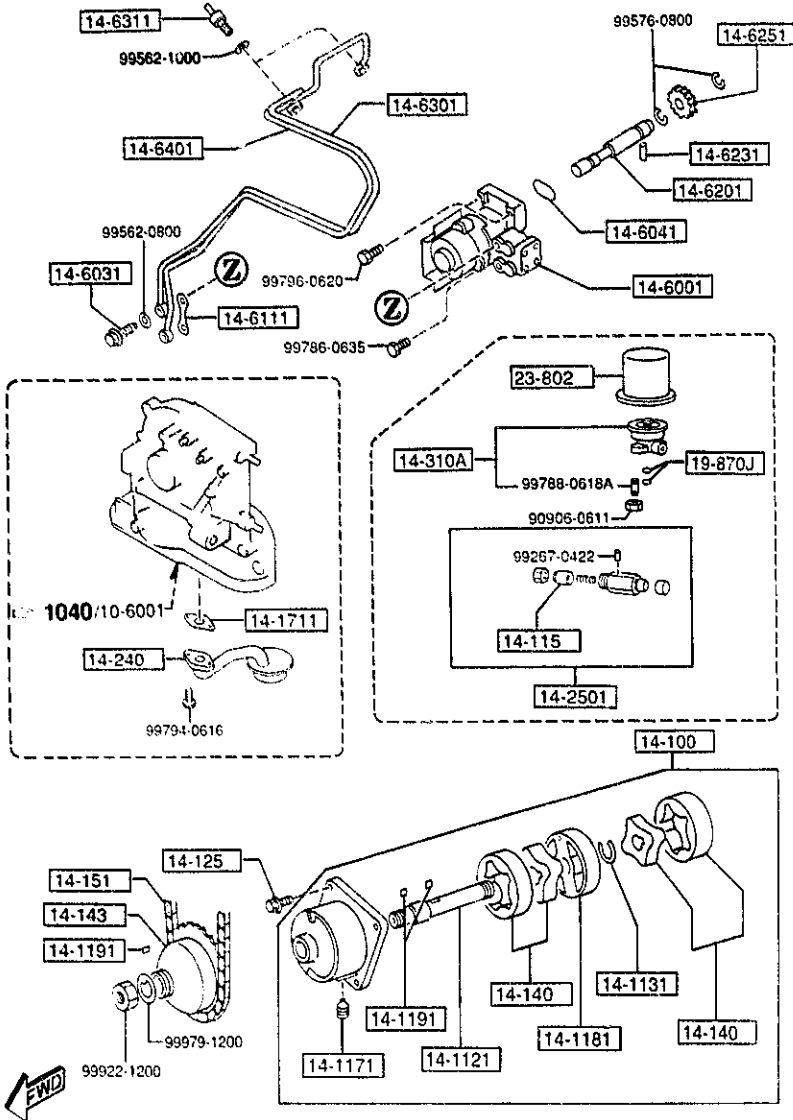
AUFA06

CAT. AUFA06-04

1997-01

1400 OIL PUMP & FILTER

1400 -2 OIL PUMP & FILTER



| PART NO. | QTY | MODEL/RESTRICTION | MODEL/RESTRICTION | MODEL/RESTRICTION | FROM-TO |
|---------------------------------|-----|--|-------------------|-------------------|---------|
| CONT'D | | | | | |
| NSA1-14-230 | 1 | | | | |
| ----- 14-310A ----- | | BODY,OIL FILTER | | | |
| NSA1-14-310A | 1 | | | | |
| ----- 14-6001 ----- | | PUMP,METERING OIL | | | |
| NSA2-14-600 | 1 | | | | |
| ----- 14-6031 ----- | | BOLT,CONNECTOR | | | |
| N236-14-603B | 2 | | | | |
| ----- 14-6041 ----- | | RING,'O' | | | |
| N350-14-604 | 1 | | | | |
| ----- 14-6111 ----- | | GASKET,METERING OIL | | | |
| N390-14-602 | 1 | | | | |
| ----- 14-6201 ----- | | SHAFT,DRIVEN GEAR | | | |
| N350-14-620 | 1 | | | | |
| ----- 14-6231 ----- | | PIN,DRIVEN GEAR | | | |
| 0813-14-623 | 1 | | | | |
| ----- 14-6251 ----- | | GEAR,DRIVEN | | | |
| 0820-14-625A | 1 | | | | |
| ----- 14-6301 ----- | | TUBE,METERING OIL | | | |
| NSA1-14-660A | 1 | | | | |
| ----- 14-6311 ----- | | BOLT,CONNECTOR | | | |
| N318-14-631 | 2 | | | | |
| ----- 14-6401 ----- | | TUBE,METERING OIL | | | |
| NSA1-14-670A | 1 | | | | |
| ----- 19-870J ----- | | RING,'O' | | | |
| 99541-01601 | 2 | | | | |
| ----- 23-802 ----- | | CARTRIDGE,OIL FILTER (MAZDA MARK,T. ROKI) | | | |
| B6Y1-14-302 AN(B6Y1-14-302A) | 1 | | | | -5A01 |
| 5A01 FD333 -400330 | | | | | |

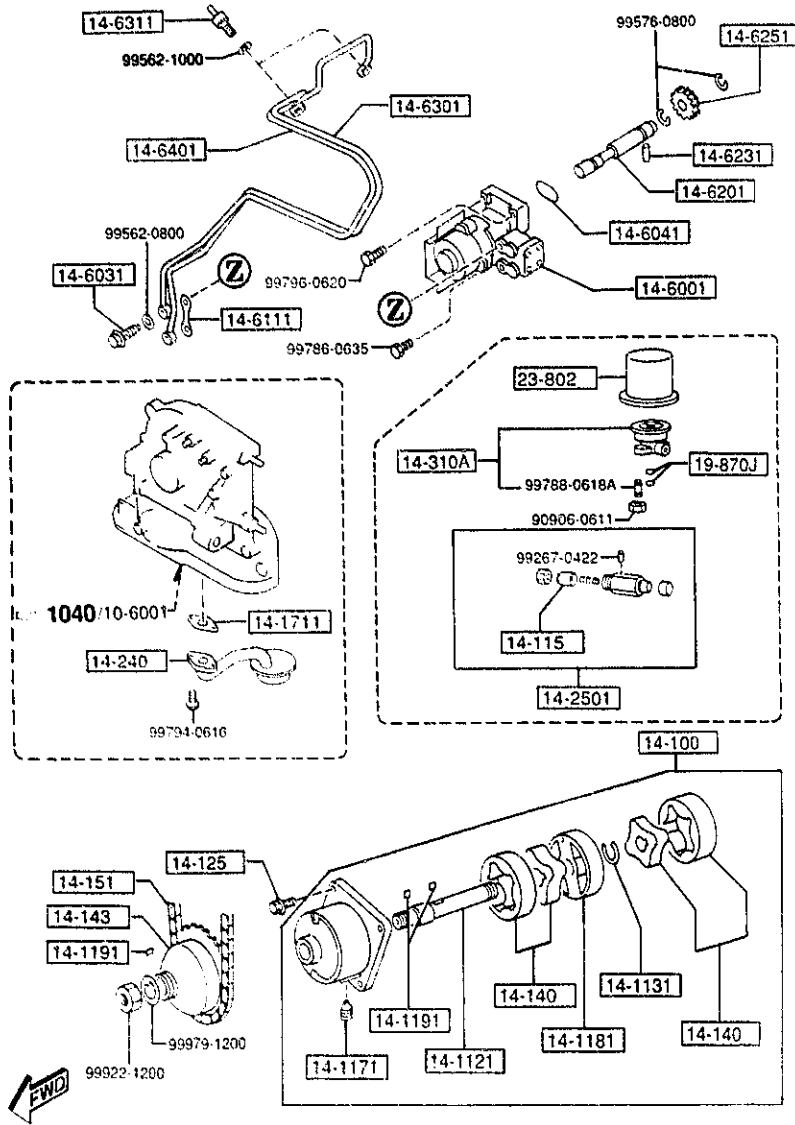
AUFA06

CAT. AUFA06-04

1997-01

1400 -3 * OIL PUMP & FILTER

1400 OIL PUMP & FILTER

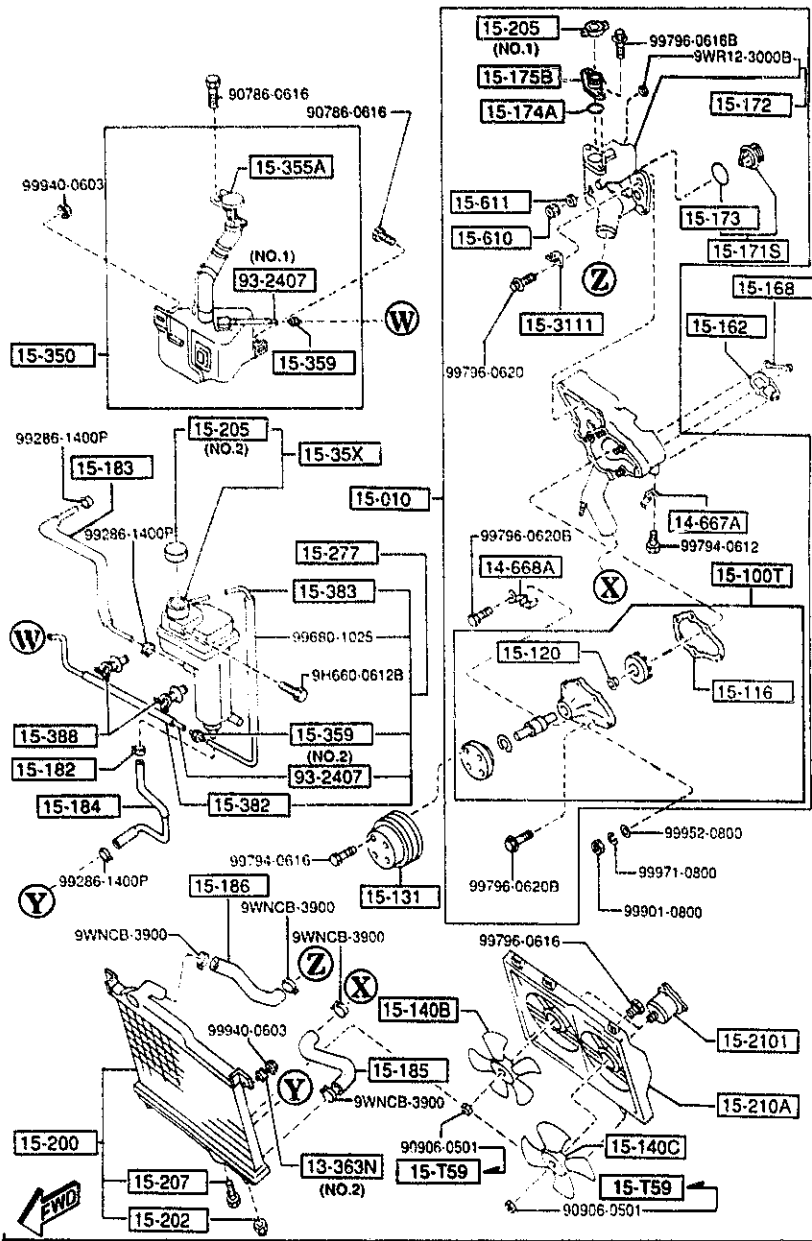


| PART NO. | QTY | MODEL/RESTRICTION | MODEL/RESTRICTION | MODEL/RESTRICTION | FROM-TO |
|-------------------------|-----|---------------------|-------------------|-------------------|---------|
| CONT'D *86Y1-14-302A | 1 | (MAZDA MARK T.R0K1) | | | 5A01- |
| 5A01 FD333 -400330 | | | | | |

AUFA06

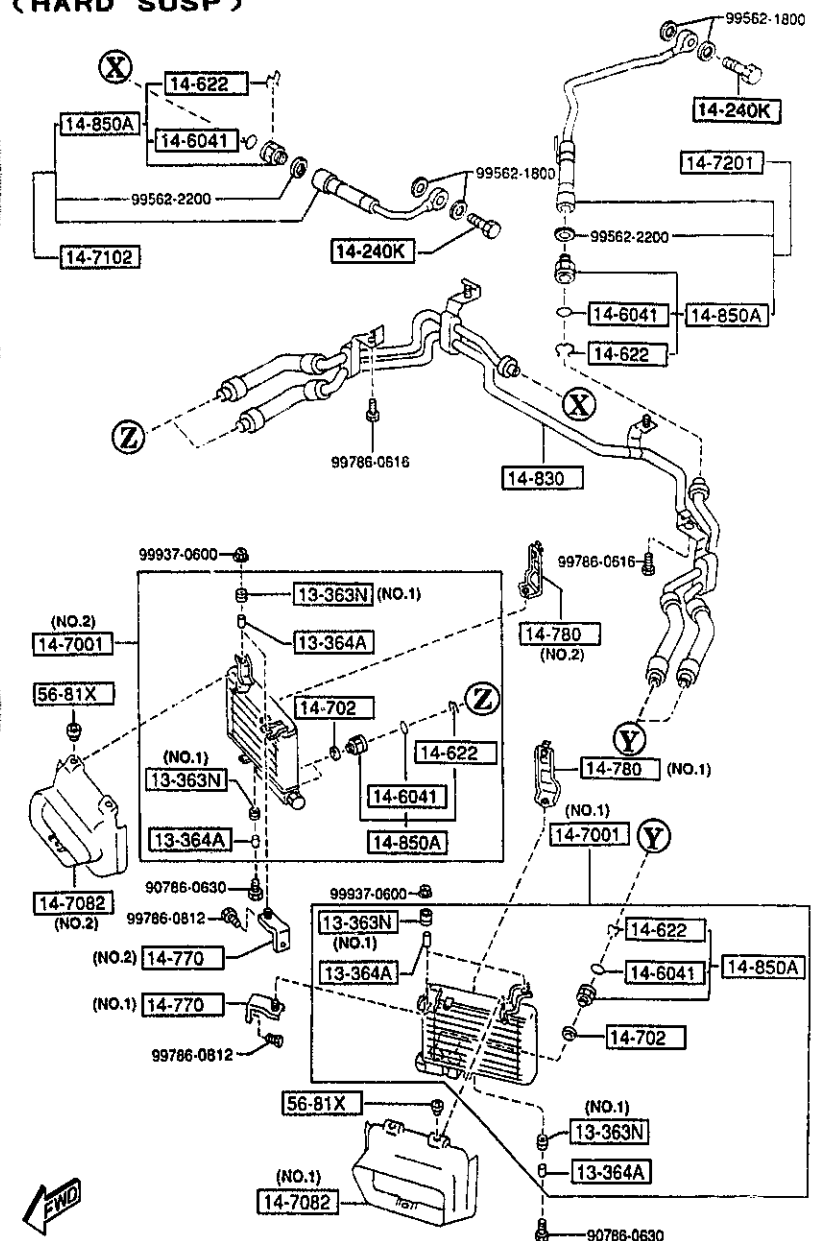
CAT. AUFA06-04

1997-01



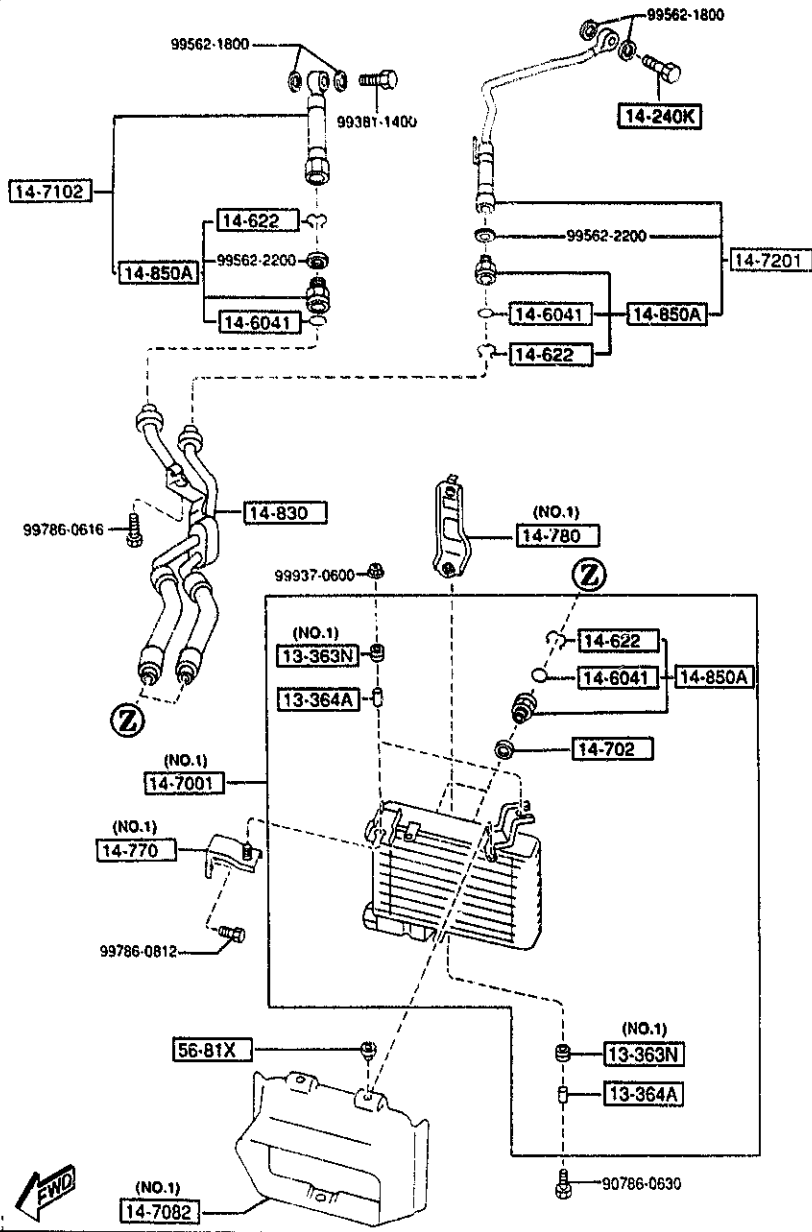
AUFA06

(HARD SUSP)



AUFA06

(NOR SUSP)

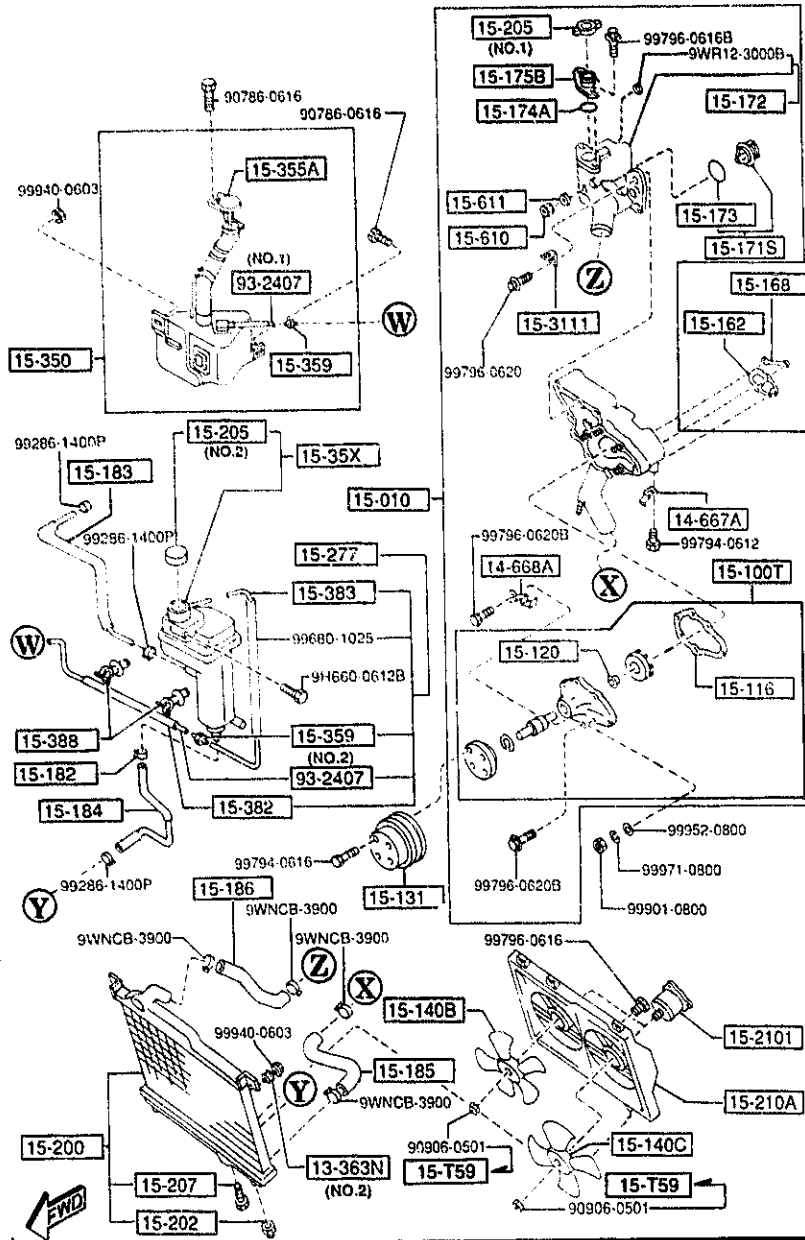


AUFA08

1500 COOLING SYSTEM

(1/3)

1500 -1 COOLING SYSTEM



AUFA06

| PART NO. | QTY | MODEL/RESTRICTION | MODEL/RESTRICTION | MODEL/RESTRICTION | FROM-TO |
|--------------|-----|--------------------------------|-------------------|-------------------|---------|
| 13-363N | | RUBBER, MOUNTING | | | |
| NF01-13-363 | 3 | (ILLUST. NO. 1) (NOR. SUSP) | | | |
| NF01-13-363 | 6 | (ILLUST. NO. 1) (HARD SUSP) | | | |
| 0222-13-363 | 2 | (ILLUST. NO. 2) | | | |
| 13-364A | | SPACER | | | |
| NF01-13-364 | 3 | (NOR. SUSP) | | | |
| NF01-13-364 | 6 | (HARD SUSP) | | | |
| 14-240K | | BOLT, CONNECTOR | | | |
| 99381-1400 | 2 | | | | |
| 14-604I | | RING, 'O' | | | |
| N3A1-14-604 | 4 | (NOR. SUSP) | | | |
| N3A1-14-604 | 6 | (HARD SUSP) | | | |
| 14-622 | | STOPPER, CONNECTOR | | | |
| N3A1-14-622 | 4 | (NOR. SUSP) | | | |
| N3A1-14-622 | 6 | (HARD SUSP) | | | |
| 14-667A | | CLIP, OIL TUBE | | | |
| N3A1-14-667A | 1 | | | | |
| 14-668A | | CLIP, M. OIL TUBE | | | |
| N3A1-14-668A | 1 | | | | |
| 14-700I | | COOLER, OIL | | | |
| N3A1-14-700 | 1 | (ILLUST. NO. 1) | | | |
| N3A3-14-700 | 1 | (ILLUST. NO. 2) (HARD SUSP) | | | |
| 14-702 | | GASKET | | | |
| N3A1-14-702 | 2 | (NOR. SUSP) | | | |
| N3A1-14-702 | 4 | (HARD SUSP) | | | |
| 14-708Z | | DUCT, OIL COOLER | | | |
| N3A1-14-708 | 1 | (ILLUST. NO. 1) | | | |
| N3B2-14-708 | 1 | (ILLUST. NO. 2) (HARD SUSP) | | | |

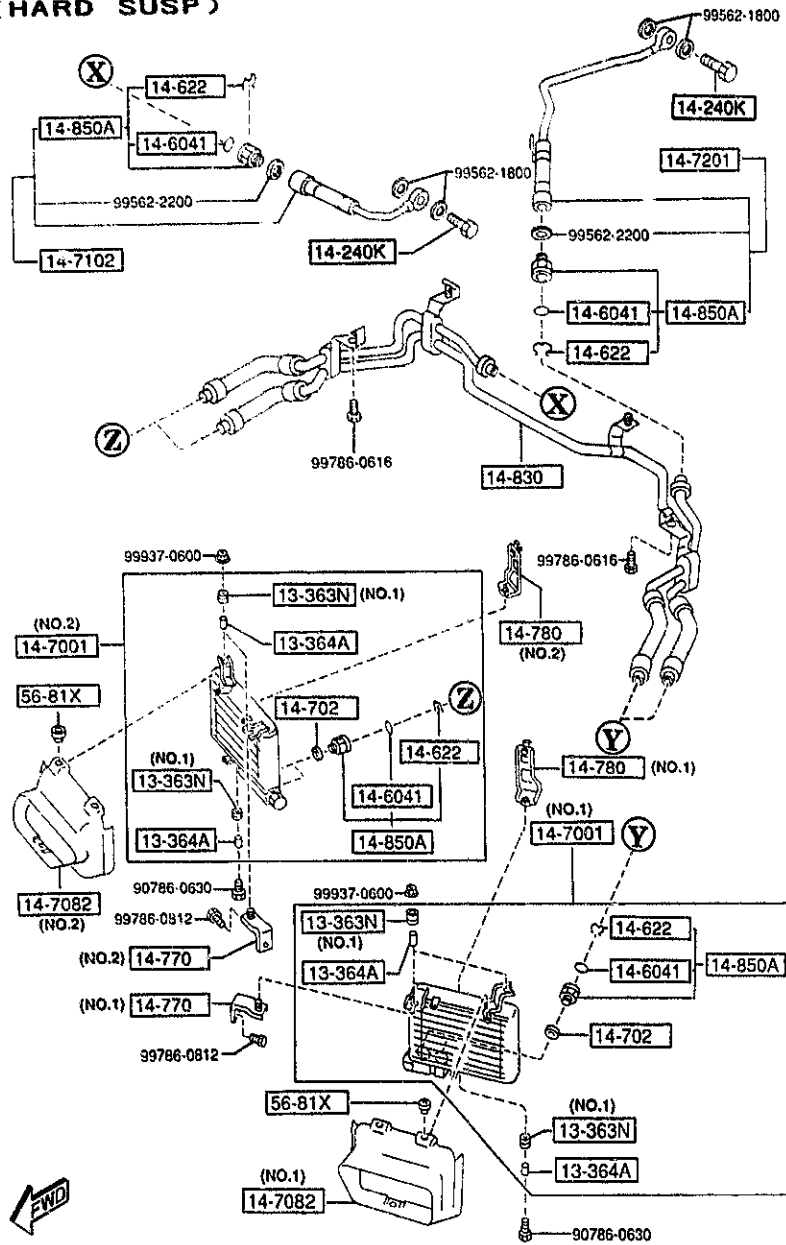
CAT. AUFA06-04

1997-01

1500 COOLING SYSTEM
(HARD SUSP)

(2/3)

1500 -2 COOLING SYSTEM



| PART NO. | QTY | MODEL/RESTRICTION | MODEL/RESTRICTION | MODEL/RESTRICTION | FROM-TO |
|--------------------|-----|--------------------------------|-------------------|-------------------|---------|
| 14-7102 | | HOSE,OIL | | | |
| NSA1-14-710B | 1 | (HARD SUSP) | | | |
| NSA2-14-710B | 1 | (NOR. SUSP) | | | |
| 14-7201 | | HOSE,OIL | | | |
| NSA1-14-720B | 1 | | | | |
| 14-770 | | BRACKET,OIL COOLER | | | |
| NSA1-14-770B | 1 | (ILLUST. NO.1) | | | |
| NSA2-14-770B | 1 | (ILLUST. NO.2) (HARD SUSP) | | | |
| 14-780 | | BRACKET,OIL COOLER | | | |
| NSA1-14-780B | 1 | (ILLUST. NO.1) | | | |
| NSA2-14-780B | 1 | (ILLUST. NO.2) (HARD SUSP) | | | |
| 14-830 | | HOSE,OIL | | | |
| NSA1-14-830A | 1 | (NOR. SUSP) | | | |
| NSA3-14-830A | 1 | (HARD SUSP) | | | |
| 14-850A | | CONNECTOR,OIL COOLER | | | |
| NSA1-14-850 | 4 | (NOR. SUSP) | | | |
| NSA1-14-850 | 6 | (HARD SUSP) | | | |
| 15-T59 | | NUT,COOLING FAN | | | |
| *B595-15-T59 | 2 | | | | 5A11- |
| 15-010 | | PUMP,WATER | | | |
| N3C1-15-010D | 1 | (MT) | | | |
| N3C2-15-010D | 1 | (AT) | | | |
| 15-100T | | HOUSING SET,BRG WATE R PUMP | | | |
| 8AF4-15-100A | 1 | | | | |
| 15-116 | | GASKET,WATER PUMP | | | |
| NSA1-15-116 | 1 | | | | |
| 15-120 | | SEAL,WATER-PUMP | | | |
| N3C1-15-120 | 1 | | | | |
| 5A11 FD333 -400331 | | | | | |

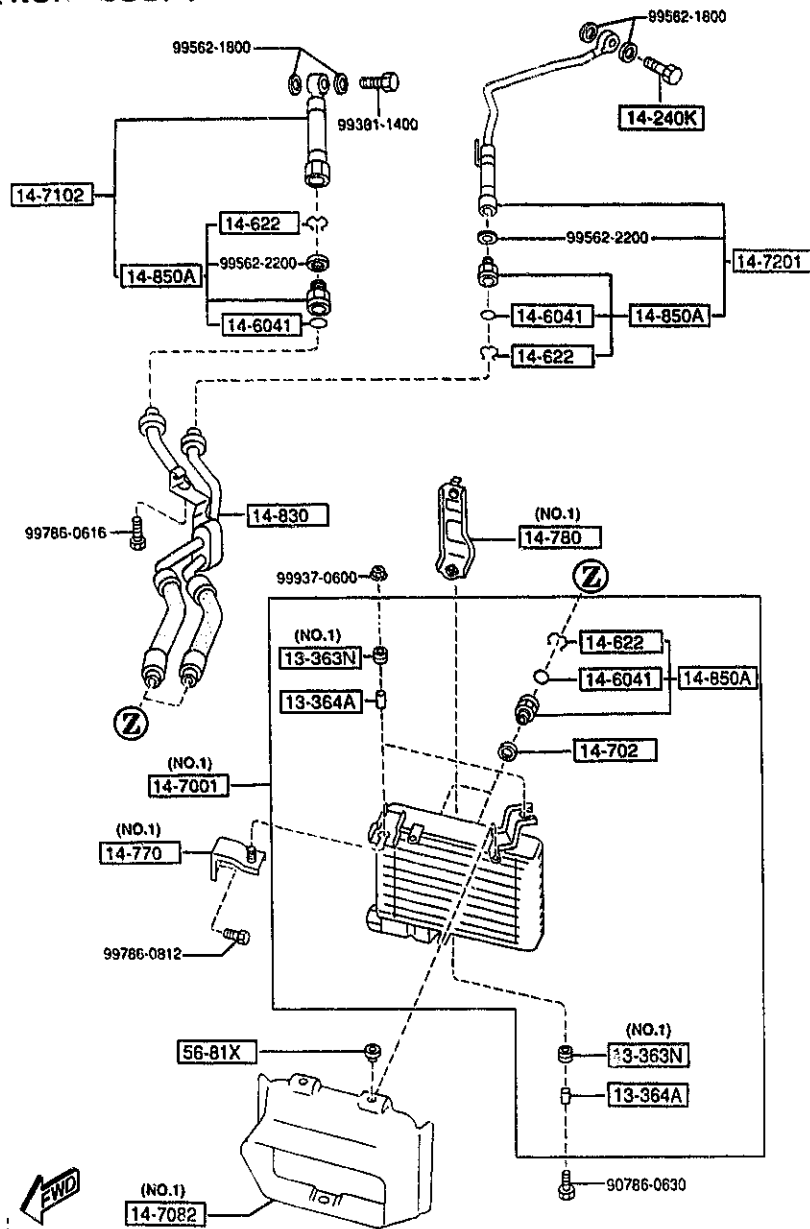
AUFA06

CAT. AUFA06-04

1997-01

1500 COOLING SYSTEM
(NOR SUSP)

(3/3)



1500 -3 COOLING SYSTEM

| PART NO. | QTY | MODEL/RESTRICTION | MODEL/RESTRICTION | MODEL/RESTRICTION | FROM-TO |
|--------------|-----|--------------------------|-------------------|-------------------|---------|
| 15-131 | | PULLEY, WATER PUMP | | | |
| NSA1-15-131 | 1 | | | | |
| 15-140B | | FAN(R), COOLING | | | |
| NSA2-15-140 | 1 | | | | |
| 15-140C | | FAN(L), COOLING | | | |
| NSA1-15-140 | 1 | | | | |
| 15-162 | | GASKET | | | |
| N386-15-162 | 1 | NON ASBESTOS | | | |
| 15-168 | | SHIM, WATER PIPE BRACKET | | | |
| NSA1-15-168 | 1 | | | | |
| 15-171S | | THERMOSTAT SET | | | |
| 8AF6-15-171 | 1 | | | | |
| 15-172 | | COVER, THERMOSTAT | | | |
| NSA1-15-170 | 1 | (MT) | | | |
| NSA2-15-170 | 1 | (AT) | | | |
| 15-173 | | GASKET, THERMOSTAT COVER | | | |
| N3C1-15-173 | 1 | | | | |
| 15-174A | | RING | | | |
| N326-15-174 | 1 | | | | |
| 15-175B | | BODY, FILLER CAP | | | |
| N3C1-15-175 | 1 | | | | |
| 15-182 | | CLAMP, WATER HOSE | | | |
| NSA1-15-182A | 1 | | | | |
| 15-183 | | HOSE, WATER | | | |
| NSA1-15-183A | 1 | | | | |
| 15-184 | | HOSE, WATER | | | |
| NSA1-15-184A | 1 | | | | |

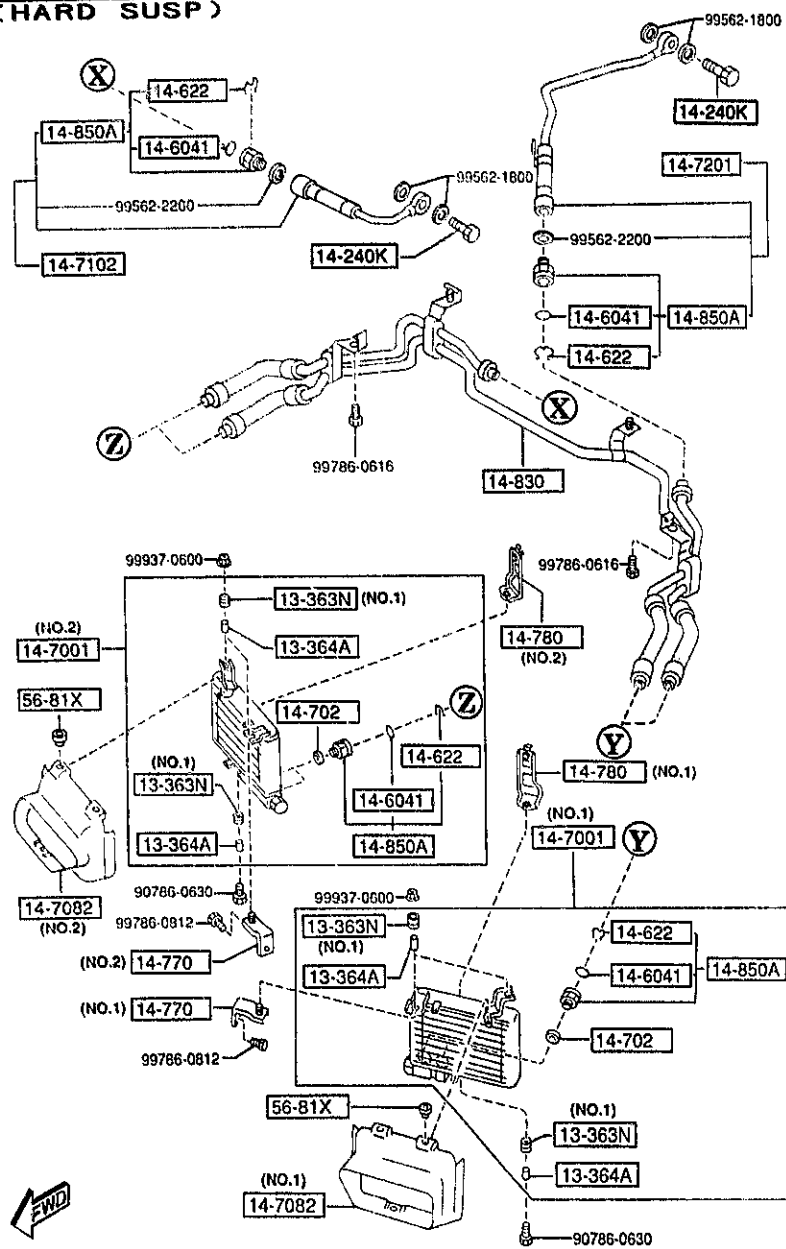
AUFA06

CAT. AUFA06-04

1997-01

1500 COOLING SYSTEM
(HARD SUSP)

(2/3)



1500 -5 * COOLING SYSTEM

| PART NO. | QTY | MODEL/RESTRICTION | MODEL/RESTRICTION | MODEL/RESTRICTION | FROM-TO |
|--------------------|-----|-----------------------------|-------------------|-------------------|---------|
| 15-350 | | TANK, SUB-RADIATOR | | | |
| NSA1-15-350B | 1 | | | | |
| 15-355A | | CAP, SUB TANK | | | |
| NSA1-15-355 | 1 | | | | |
| 15-359 | | PIPE, JOINT | | | |
| NSA1-15-359 | 2 | | | | |
| 15-382 | | PROTECTOR, HOSE-SUB TANK | | | |
| F201-15-382 | 1 | | | | 5201 |
| KF17-15-543 | 1 | | | | 5201- |
| 15-383 | | HOSE, SUB TANK | | | |
| NSA1-15-383 | 1 | | | | |
| 15-388 | | CLIP, HOSE-SUB T. & WATER H | | | |
| F201-15-388A | 2 | | | | |
| 15-610 | | SENSOR, WATER LEVEL | | | |
| NSA1-15-610A | 1 | | | | |
| 15-611 | | GASKET | | | |
| 8953-15-611 | 1 | | | | |
| 56-81X | | FASTENER, DUCT PANEL | | | |
| FB01-56-81X | 3 | (NOR. SUSP) | | | |
| FB01-56-81X | 6 | (HARD SUSP) | | | |
| 93-2407 | | HOSE, WATER | | | |
| 99324-07200 | 1 | (ILLUST. NO. 1) | | | |
| 99324-07400 | 1 | (ILLUST. NO. 2) | | | |
| 5201 FD333 -400026 | | | | | |

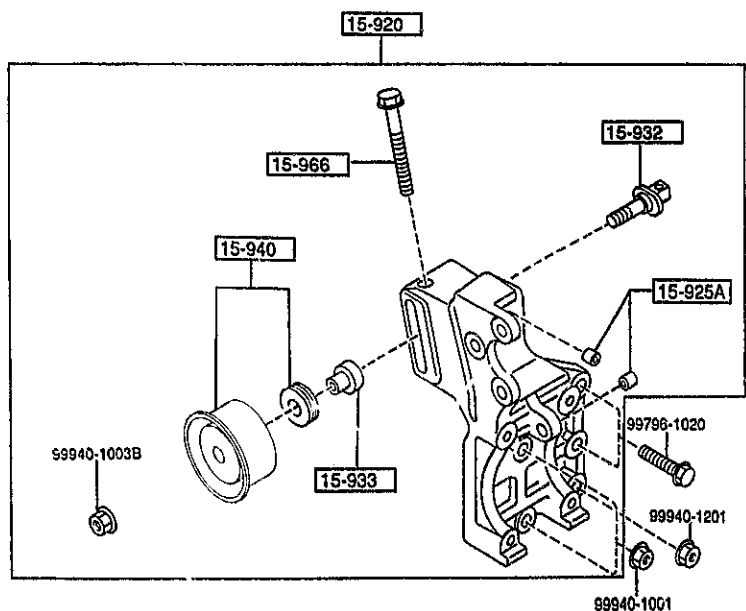
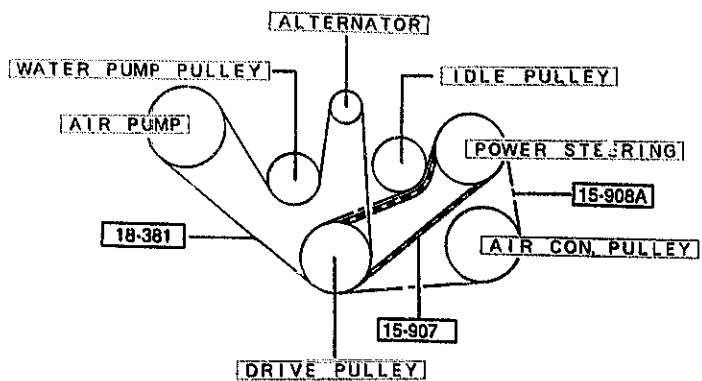
AUFA06

CAT. AUFA06-04

1997-01

1-M 6

1580 BRACKET, PULLEY & BELT



1580 -1 * BRACKET, PULLEY & BELT

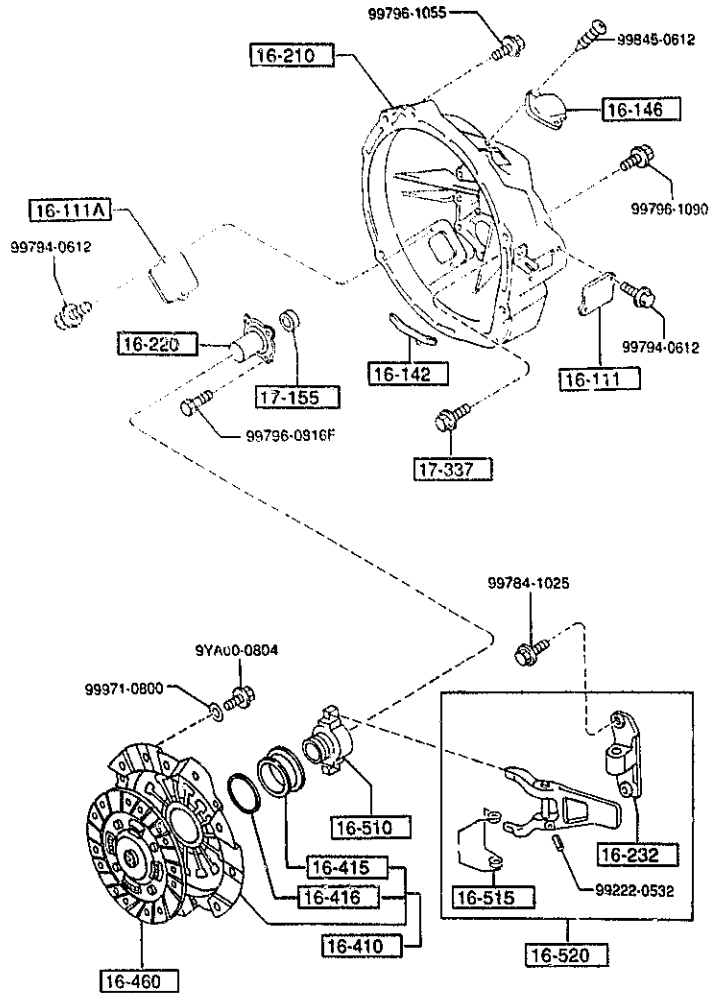
| PART NO. | QTY | MODEL/RESTRICTION | MODEL/RESTRICTION | MODEL/RESTRICTION | FROM-TO |
|--------------|-----|-----------------------|-------------------|-------------------|---------|
| 15-907 | | BELT 'V' | | | |
| N3A1-15-907 | 1 | 6PK-920 | | | |
| 15-908A | | BELT, V | | | |
| N3A1-15-908 | 1 | 6PK-1045 (W/AIR CON.) | | | |
| 15-920 | | BRACKET, COMPRESSOR | | | |
| N3A1-15-910A | 1 | | | | |
| 15-925A | | BUSH | | | |
| N326-25-812 | 2 | | | | |
| 15-932 | | SHAFT, PULLEY | | | |
| N3A1-15-932A | 1 | | | | |
| 15-933 | | COLLAR, COMP. BRKT | | | |
| N3A1-15-933A | 1 | | | | |
| 15-940 | | PULLEY, IDLE | | | |
| N3A1-15-94Y | 1 | | | | |
| 15-966 | | BOLT, ADJUST | | | |
| N3A1-15-966 | 1 | | | | |
| 18-381 | | BELT 'V' | | | |
| N3A1-18-381 | 1 | 5PK-1355 (MT) | | | |
| N3A2-18-381 | 1 | 5PK-1310 (AT) | | | |

AUFA06

CAT. AUFA06-04

1997-01

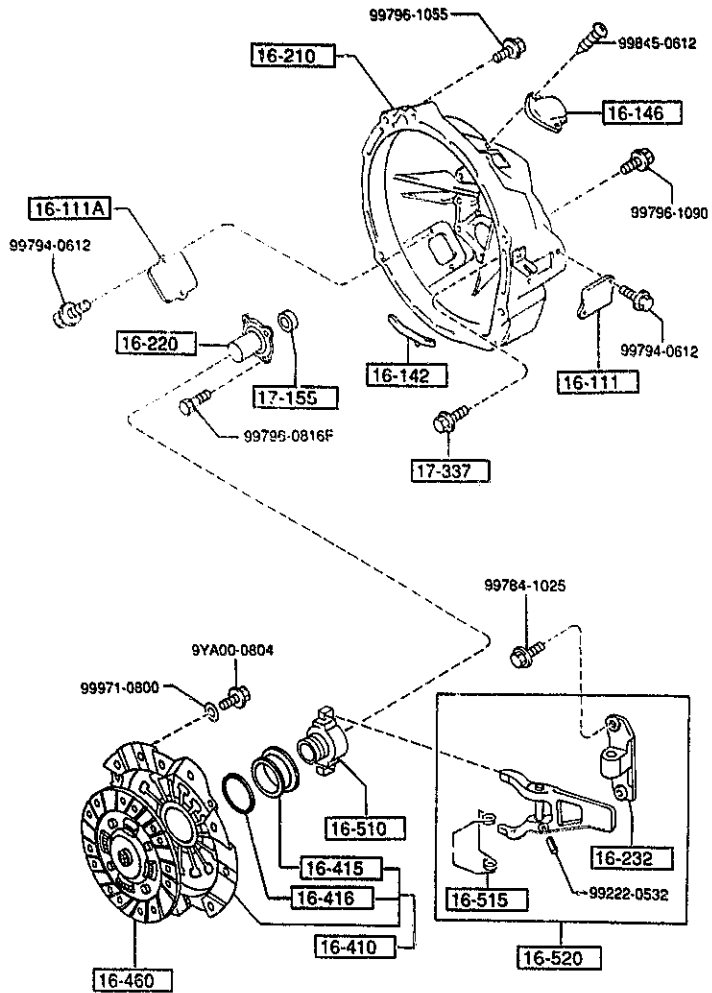
1600 CLUTCH DISC & COVER



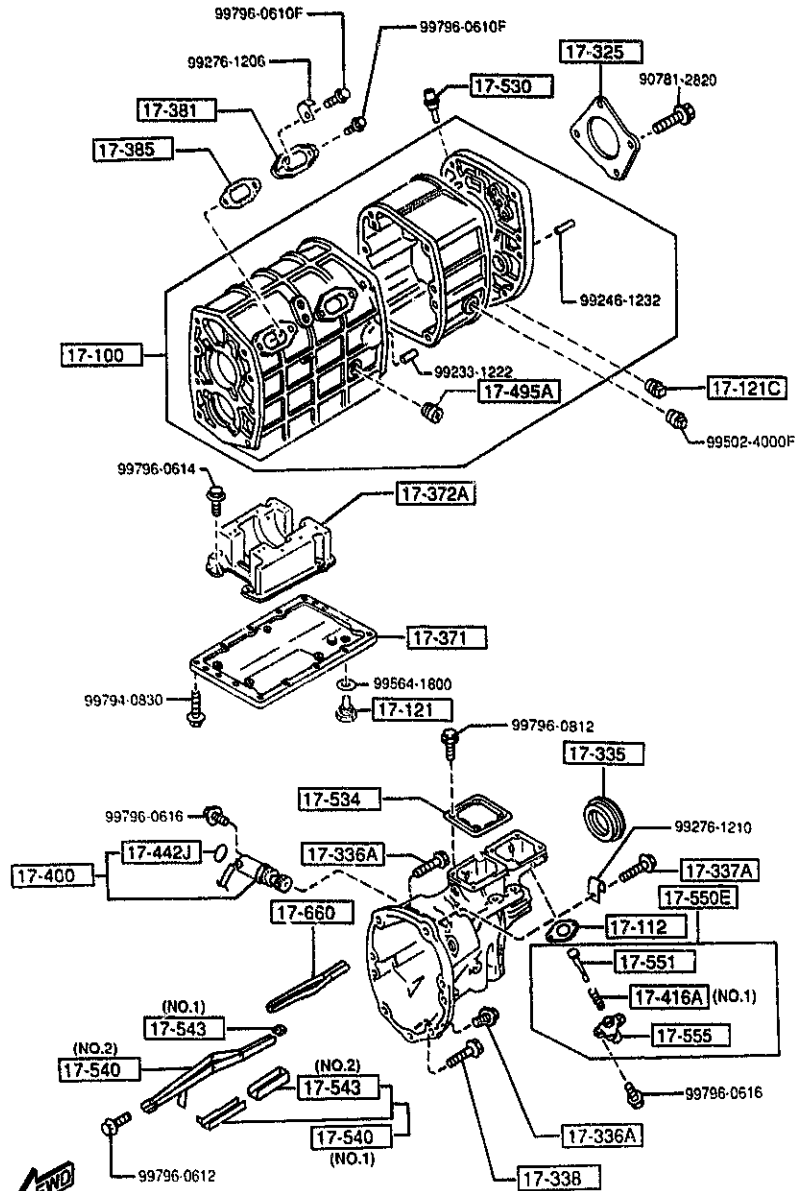
| PART NO. | QTY | MODEL/RESTRICTION | MODEL/RESTRICTION | MODEL/RESTRICTION | FROM-TO |
|--------------|-----|-----------------------|-------------------|-------------------|---------|
| 16-111 | | COVER, PEEPING HOLE | | | |
| N315-16-111 | 1 | | | | |
| 16-111A | | COVER, PEEPING HOLE | | | |
| N315-16-117 | 1 | | | | |
| 16-142 | | COVER, DUST | | | |
| N315-16-142 | 1 | | | | |
| 16-146 | | COVER, VENT. | | | |
| N315-16-150 | 1 | | | | |
| 16-210 | | HOUSING, CLUTCH | | | |
| N315-16-210B | 1 | | | | |
| 16-220 | | COVER, FRONT CLUTCH | | | |
| N315-16-221 | 1 | | | | |
| 16-232 | | BUSH | | | |
| N315-16-522 | 1 | | | | |
| 16-410 | | COVER, CLUTCH | | | |
| N315-16-410B | 1 | | | | |
| 16-415 | | COLLAR, WEDGE | | | |
| N315-16-415 | 1 | | | | |
| 16-416 | | RING, WIRE | | | |
| N315-16-416 | 1 | | | | |
| 16-460 | | DISC, CLUTCH | | | |
| N315-16-460C | 1 | | | | |
| 16-510 | | COLLAR, CLUTCH REL. | | | |
| N315-16-510 | 1 | | | | |
| 16-515 | | SPRING, CLUTCH COLLAR | | | |
| N315-16-515 | 1 | | | | |
| 16-520 | | FORK, CLUTCH RELEASE | | | |
| N315-16-520B | 1 | | | | |

1600 -2 * CLUTCH DISC & COVER

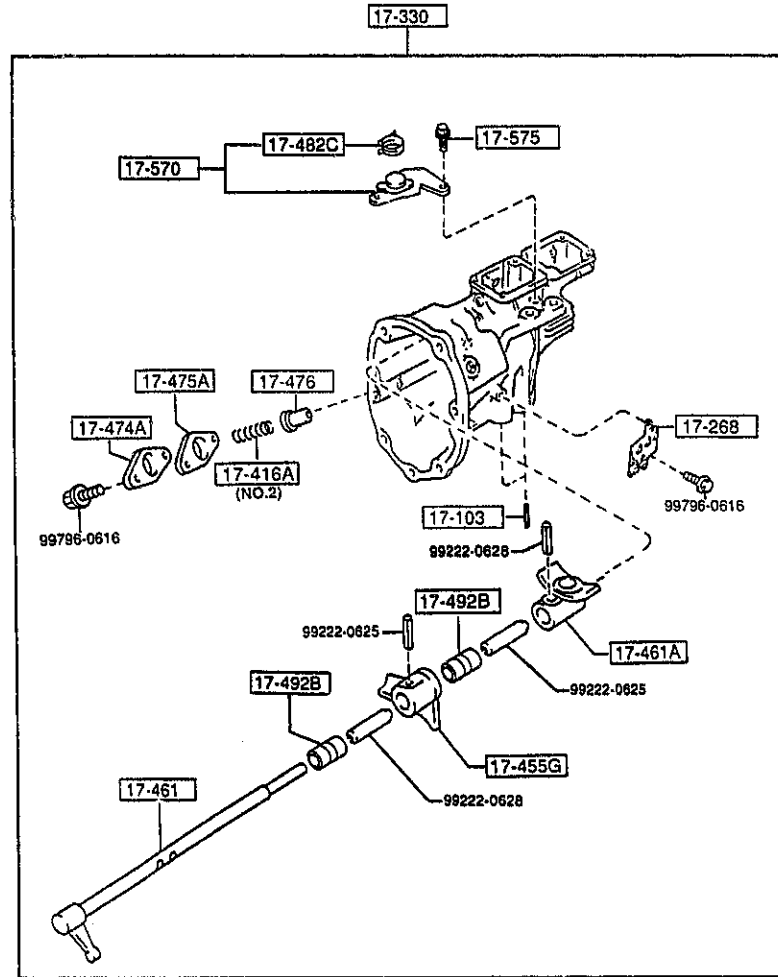
1600 CLUTCH DISC & COVER



| PART NO. | QTY | MODEL/RESTRICTION | MODEL/RESTRICTION | MODEL/RESTRICTION | FROM TO |
|--------------|-----|-------------------|-------------------|-------------------|---------|
| 17-155 | | SEAL, OIL | | | |
| H501-17-103 | 1 | | | | |
| 17-337 | | BOLT | | | |
| R401-17-337A | 10 | | | | |



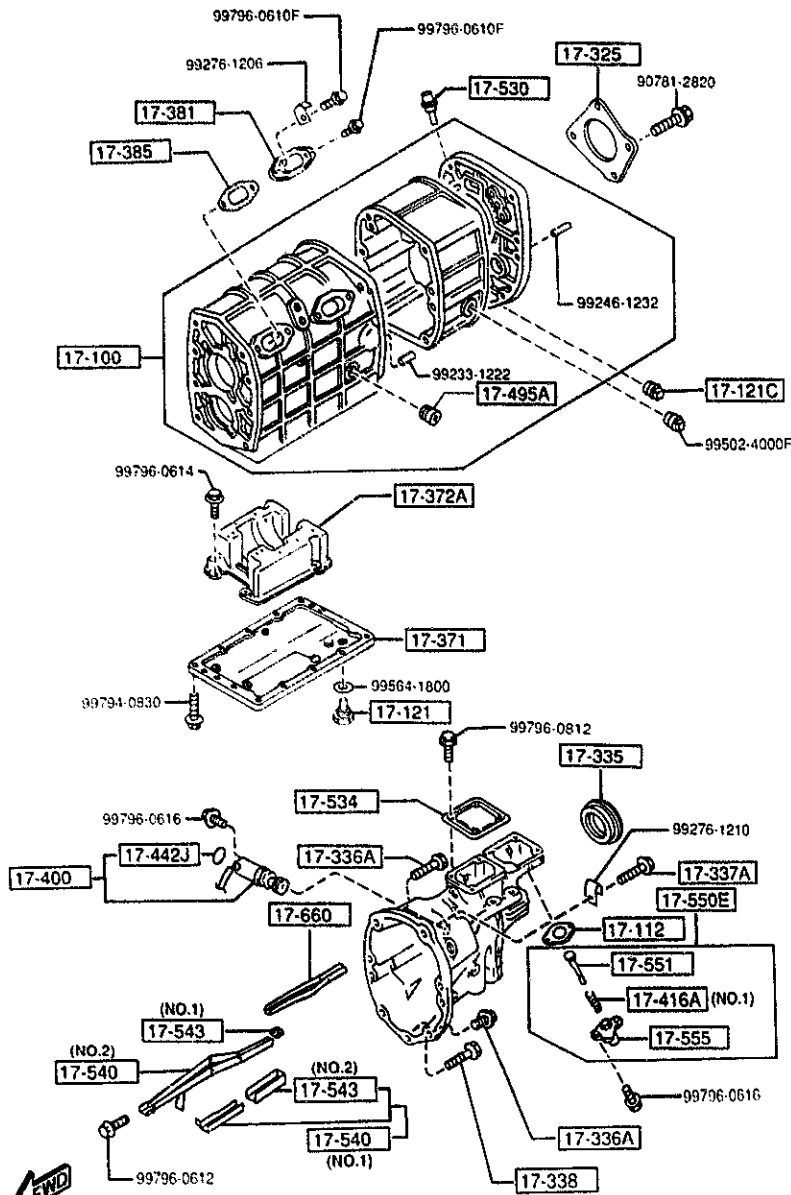
AUFA06



AUFA06

1700 MANUAL TRANSMISSION CASE

(1/2)

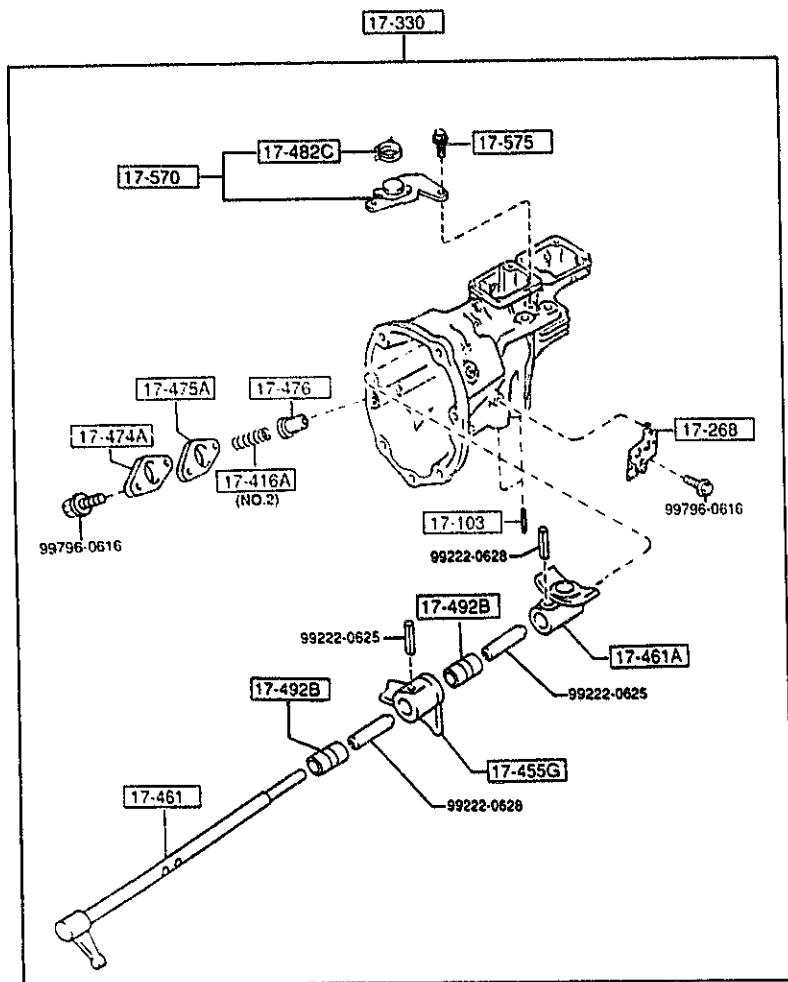


| PART NO. | QTY | MODEL/RESTRICTION | MODEL/RESTRICTION | MODEL/RESTRICTION | FROM-TO |
|------------------|-----|--------------------|-------------------|-------------------|---------|
| 17-100 | | CASE, T/MISSION | | | |
| R501-17-20XA | 1 | | | | |
| 17-103 | | BOLT | | | |
| R526-17-103 | 2 | | | | |
| 17-112 | | GASKET | | | |
| S524-17-112 | 1 | | | | |
| 17-121 | | PLUG, MAGNET DRAIN | | | |
| P501-17-125A | 1 | L=50MM | | | |
| 17-121C | | PLUG, MAGNET | | | |
| 0107-17-121 | 1 | | | | |
| 17-268 | | CLIP | | | |
| R507-17-268 | 1 | | | | |
| 17-325 | | COVER, BEARING | | | |
| 0884-17-325B | 1 | | | | -5901 |
| A (0884-17-325C) | | | | | |
| 0884-17-325C | 1 | | | | 5901- |
| 17-330 | | HOUSING, EXTENSION | | | |
| R526-17-330A | 1 | | | | -5401 |
| A (R526-17-330B) | | | | | |
| R526-17-330B | 1 | | | | 5401- |
| 17-335 | | SEAL, OIL | | | |
| R501-17-335A | 1 | | | | |
| 17-336A | | BOLT | | | |
| R505-17-337 | 5 | | | | |
| 17-337A | | BOLT | | | |
| R504-17-337 | 1 | | | | |
| 17-338 | | BOLT | | | |
| R502-17-338 | 1 | | | | |
| 5401 FD333 | | -400028 | | | |
| 5901 FD333 | | -400232 | | | |

AUFA06

CAT. AUFA06-04

1997-01



| PART NO. | QTY | MODEL/RESTRICTION | MODEL/RESTRICTION | MODEL/RESTRICTION | FROM-TO |
|----------------------------------|------------------|-------------------------------------|-------------------|-------------------|---------|
| 17-371 | | COVER, UNDER | | | |
| R502-17-371 | 1 | | | | |
| 17-372A | | BAFFLE, OIL | | | |
| R501-17-372 | 1 | | | | |
| 17-381 | | COVER, BLIND | | | |
| 0810-17-381A | 2 | | | | |
| 17-385 | | GASKET, BLIND COVER NON ASBESTOS | | | |
| R501-17-385A | 2 | | | | |
| 17-400 | | GEAR SET, DRIVEN-SPEE D | | | |
| R505-17-400B | | | | | |
| 17-416A | | SPRING | | | |
| R505-17-416 | 1 (ILLUST. NO.1) | | | | |
| R506-17-416 | 1 (ILLUST. NO.2) | | | | |
| 17-442J | | RING, 'O' | | | |
| 1011-17-443 | 1 | | | | |
| 17-455G | | SELECTOR | | | |
| R504-17-455 | 1 | | | | |
| 17-461 | | LEVER, CONTROL | | | |
| R514-17-450A A (R514-17-450B) | 1 | | | | -5401 |
| R514-17-450B | 1 | | | | 5401- |
| 17-461A | | END, CONTROL LEVER | | | |
| R522-17-461A | 1 | | | | |
| 17-474A | | CAP, SPRING | | | |
| M501-17-474 | 1 | | | | |
| 17-475A | | GASKET, SPRING CAP | | | |
| M501-17-475 | 1 | | | | |
| 17-476 | | SPINDLE, SELECT LOCK | | | |
| 5401 FD333 -400028 | | | | | |



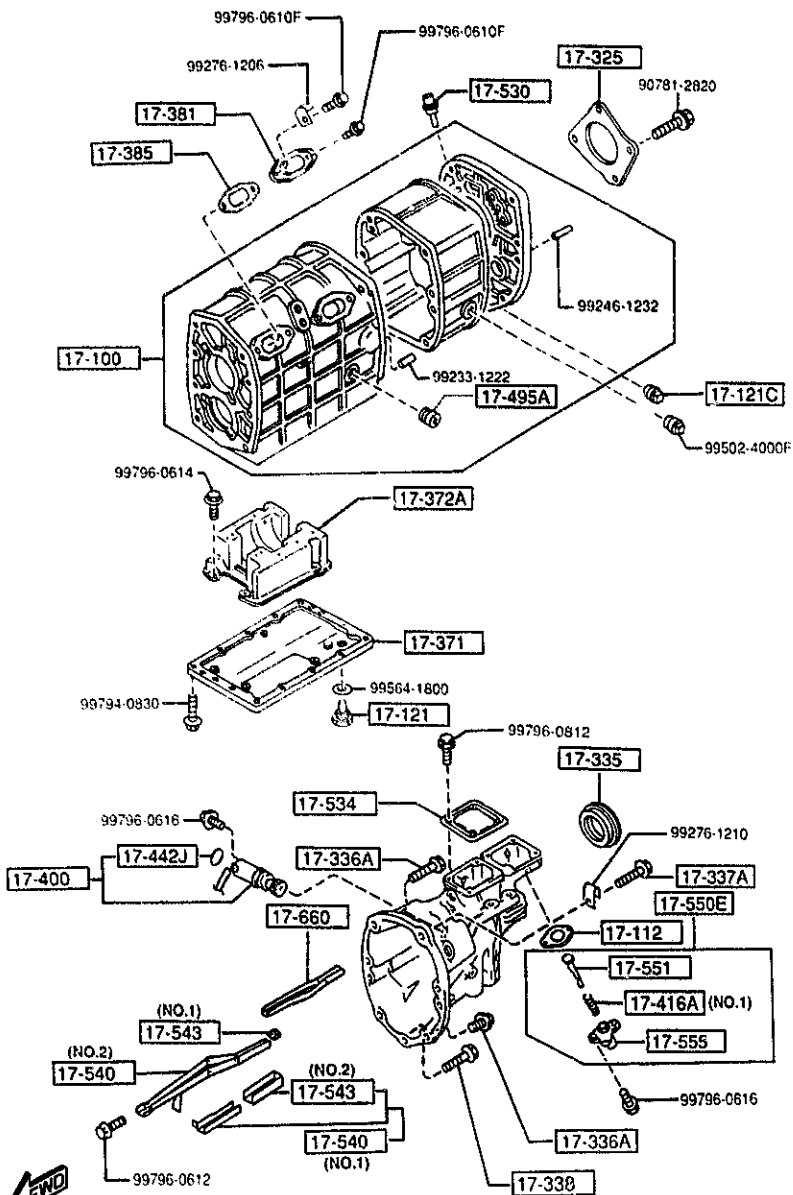
AUFA06

CAT. AUFA06-04

1997-01

1700 MANUAL TRANSMISSION CASE

(1/2)

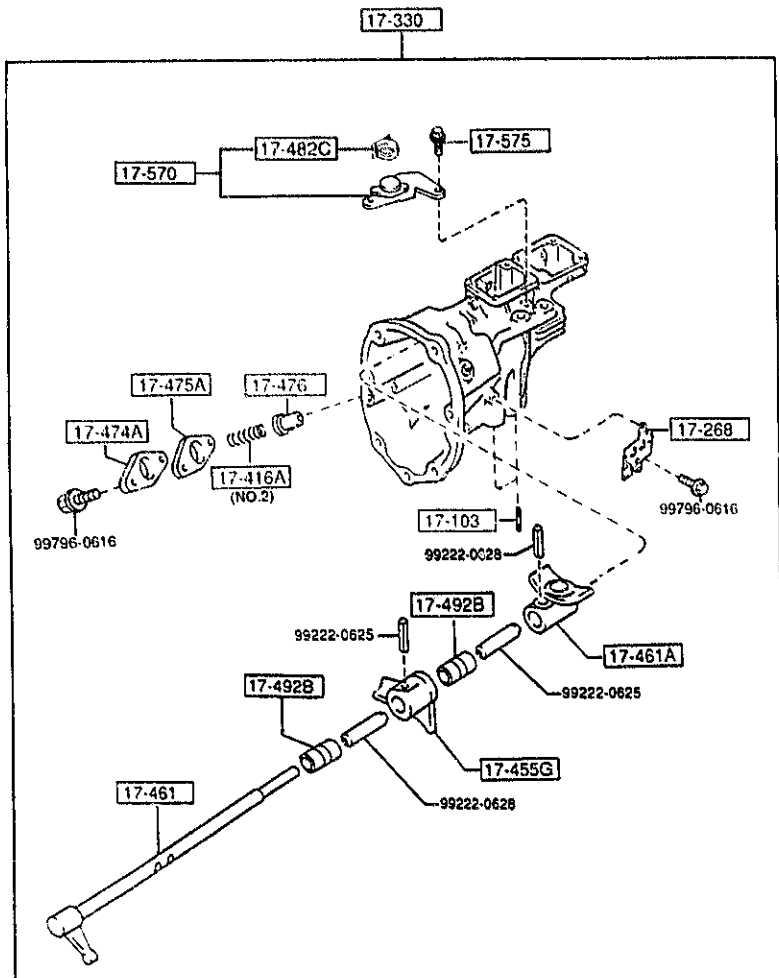


| PART NO. | QTY | MODEL/RESTRICTION | MODEL/RESTRICTION | MODEL/RESTRICTION | FROM-TO |
|-----------------------|-----|--------------------------------|-------------------|-------------------|---------|
| CONT'D R501-17-476 | 1 | | | | |
| 17-482C | | SPRING, REVERSE GATE | | | |
| G5A0-17-482B | 1 | | | | |
| 17-492B | | BUSH, SHIFT ROD-DIFF. LOCK | | | 5401- |
| G5A0-17-492 | 2 | | | | |
| 17-495A | | PLUG | | | |
| R502-17-495 | 1 | | | | |
| 17-530 | | BREATHER, AIR-T/MISSION | | | |
| M501-17-530A | 1 | | | | |
| 17-534 | | COVER, BLIND-EXTENSION HOUSING | | | |
| R501-17-523 | 1 | | | | |
| 17-540 | | PASS, OIL | | | |
| R505-17-540 | 1 | (ILLUST. NO. 1) | | | |
| R507-17-540 | 1 | (ILLUST. NO. 2) | | | |
| 17-543 | | RUBBER, SEAL | | | |
| M501-17-543A | 1 | (ILLUST. NO. 1) | | | |
| R505-17-543 | 1 | (ILLUST. NO. 2) | | | |
| 17-550E | | SPINDLE, SELECT | | | |
| R503-17-550 | 1 | | | | |
| 17-551 | | SPINDLE, SELECT LOCK | | | |
| R502-17-551 | 1 | | | | |
| 17-555 | | HOLDER, SPINDLE | | | |
| R501-17-555 | 1 | | | | |
| 17-570 | | GUIDE, CHANGE | | | |
| R526-17-570 | 1 | | | | |
| 17-575 | | BOLT | | | |
| P501-17-575 | 2 | | | | |
| 5401 FD333 -400028 | | | | | |

AUFA06

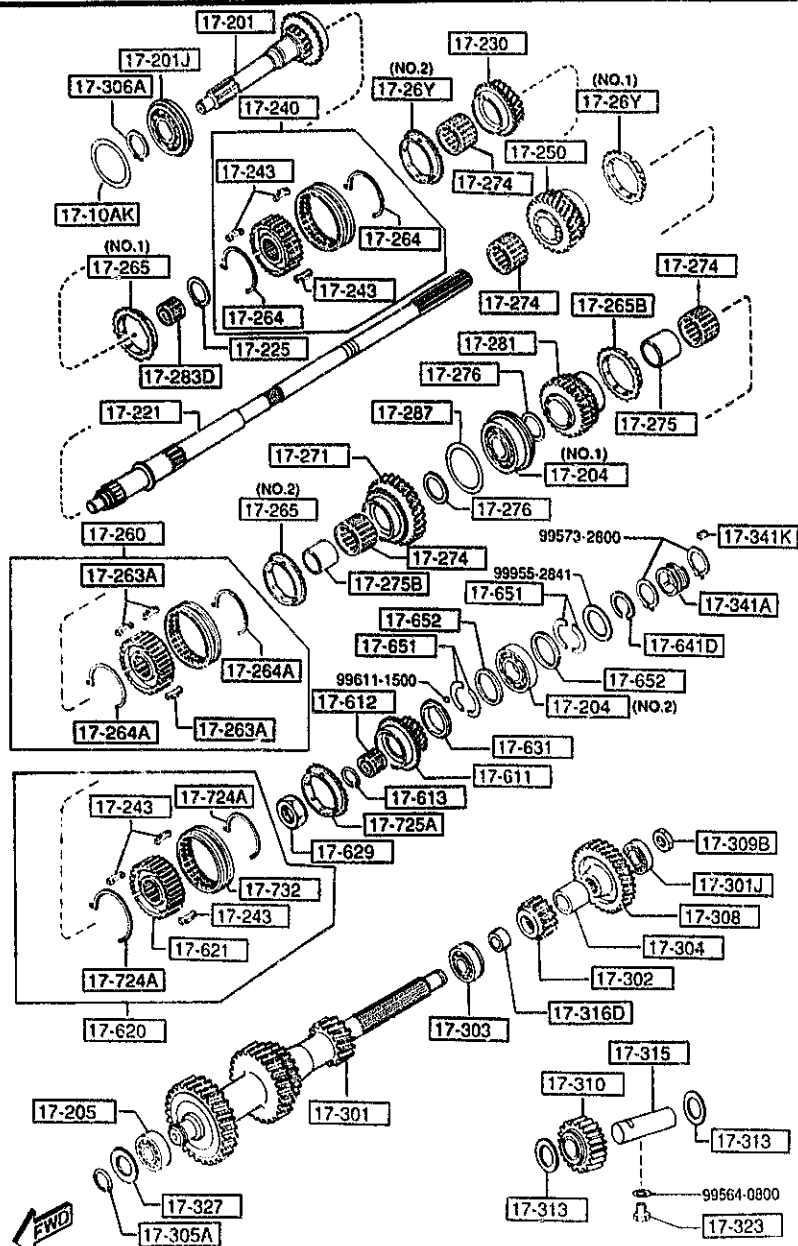
CAT. AUFA06-04

1997-01



| PART NO. | QTY | MODEL/RESTRICTION | MODEL/RESTRICTION | MODEL/RESTRICTION | FROM-TO |
|------------------------|-----|-------------------|-------------------|-------------------|---------|
| 17-660 0862-17-660C | 1 | PASS,OIL | | | |

1710 MANUAL TRANSMISSION GEARS



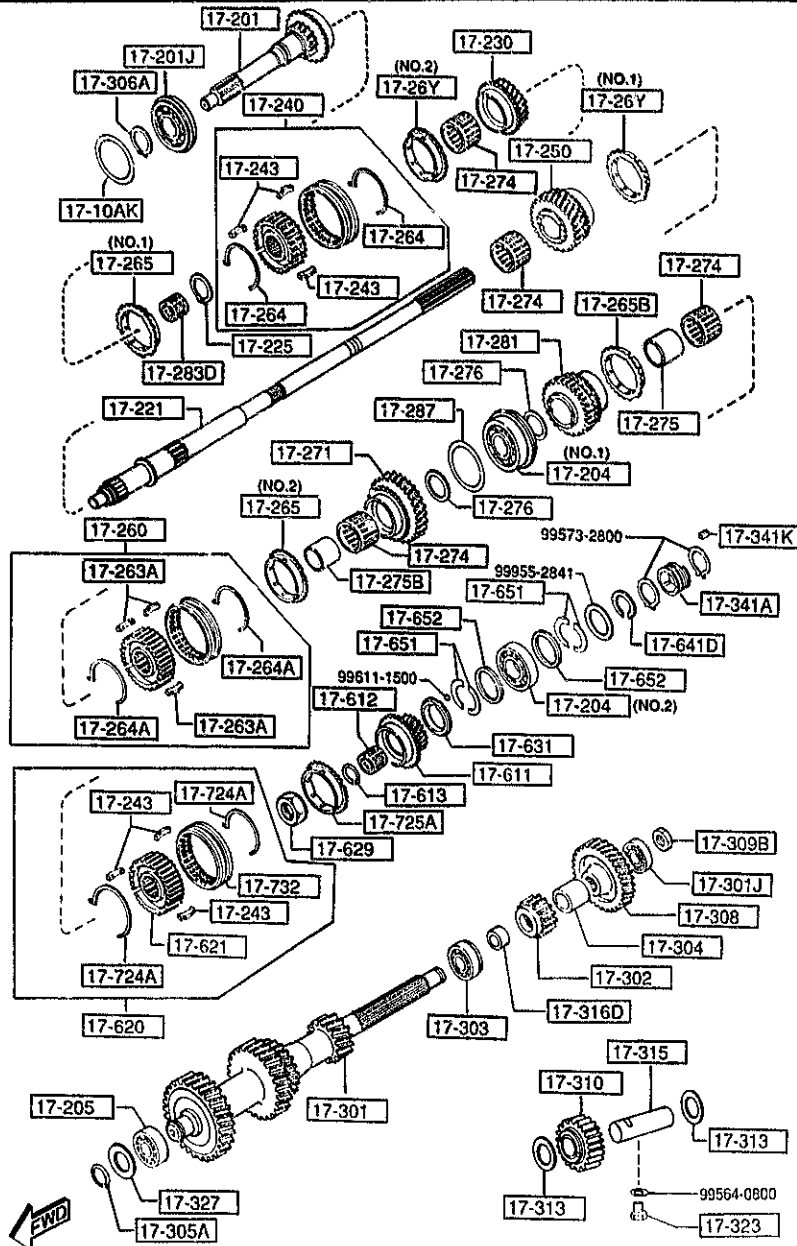
| PART NO. | QTY | MODEL/RESTRICTION | MODEL/RESTRICTION | MODEL/RESTRICTION | FROM-TO |
|--|-----|-------------------------------|-------------------|-------------------|---------|
| 17-10AK | | SHIM, ADJUST | | | |
| 99963-6930 | 1 | T=0.3MM | | | |
| 99963-6940 | 1 | T=0.4MM | | | |
| 99963-6950 | 1 | T=0.5MM | | | |
| 99963-6960 | 1 | T=0.6MM | | | |
| 99963-6970 | 1 | T=0.7MM | | | |
| 17-201 | | GEAR, MAIN DRIVE | | | |
| R509-17-21X | 1 | | | | |
| 17-201J | | BEARING, BALL-MAIN DRIVE GEAR | | | |
| R501-17-295 | 1 | | | | |
| 17-204 | | BEARING, BALL-MAIN SHAFT | | | |
| R501-17-204 | 1 | Q=75/I=32/W=20 (ILLUST. NO.1) | | | |
| R502-17-204 | 1 | Q=68/I=28/W=18 (ILLUST. NO.2) | | | -4A01 |
| A (99606-63563) | 1 | | | | |
| 99606-63563 | 1 | Q=68/I=28/W=18 (ILLUST. NO.2) | | | 4A01- |
| 17-205 | | BEARING, ROLLER | | | |
| R502-17-306A | 1 | | | | |
| 17-221 | | SHAFT, MAIN | | | |
| R503-17-221B | 1 | | | | |
| 17-225 | | RING, SNAP | | | |
| 0317-17-225 | 1 | | | | |
| 17-230 | | GEAR, 3RD | | | |
| R527-17-230 | 1 | | | | -5A01 |
| R532-17-230 | 1 | | | | 5A01- |
| 17-240 | | HUB SET, CLUTCH-3RD & 4TH | | | |
| R523-17-240 | 1 | | | | |
| 4A01 FD333 -400014 5A01 FD333 -400330 | | | | | |

AUFA06

CAT. AUFA06-04

1997-01

1710 MANUAL TRANSMISSION GEARS



1710 -2 MANUAL TRANSMISSION GEARS

| PART NO. | QTY | MODEL/RESTRICTION | MODEL/RESTRICTION | MODEL/RESTRICTION | FRON-TO |
|--------------------|-----|---------------------------|-------------------|-------------------|---------|
| 17-243 | | KEY, SYNCHRONIZER | | | |
| F401-17-243A | 6 | | | | |
| 17-250 | | GEAR, 2ND | | | |
| R535-17-250 | 1 | | | | -5A01 |
| AN(R535-17-250A) | | | | | 5A01- |
| R535-17-250A | 1 | | | | |
| 17-26Y | | RING, SYNCHRONIZER | | | |
| R503-17-26Y | 1 | (ILLUST. NO.1) | | | |
| R504-17-26Y | 1 | (ILLUST. NO.2) | | | |
| 17-260 | | HUB SET, CLUTCH-1ST & 2ND | | | |
| R523-17-260A | 1 | | | | -5301 |
| A (R523-17-260B) | | | | | 5301- |
| R523-17-260B | 1 | | | | |
| 17-263A | | KEY, SYNCHRONIZER | | | |
| W501-17-263A | 3 | | | | |
| 17-264 | | SPRING, SYNCHRO. KEY | | | |
| Q401-17-264 | 2 | | | | |
| 17-264A | | SPRING, SYNCHRONIZER | | | |
| R501-17-264 | 2 | | | | |
| 17-265 | | RING, SYNCHRONIZER | | | |
| M502-17-265C | 1 | (ILLUST. NO.1) | | | |
| R514-17-265B | 1 | (ILLUST. NO.2) | | | |
| 17-265B | | RING, SYNCHRONIZER | | | |
| R503-17-265B | 1 | | | | |
| 17-271 | | GEAR, 1ST | | | |
| R513-17-270A | 1 | | | | |
| 17-274 | | BEARING, NEEDLE | | | |
| 0884-17-274 | 4 | | | | |
| 17-275 | | RACE, INNER | | | |
| 3648-17-275A | 1 | | | | |
| 5301 FD333 -400027 | | | | | |
| 5A01 FD333 -400330 | | | | | |

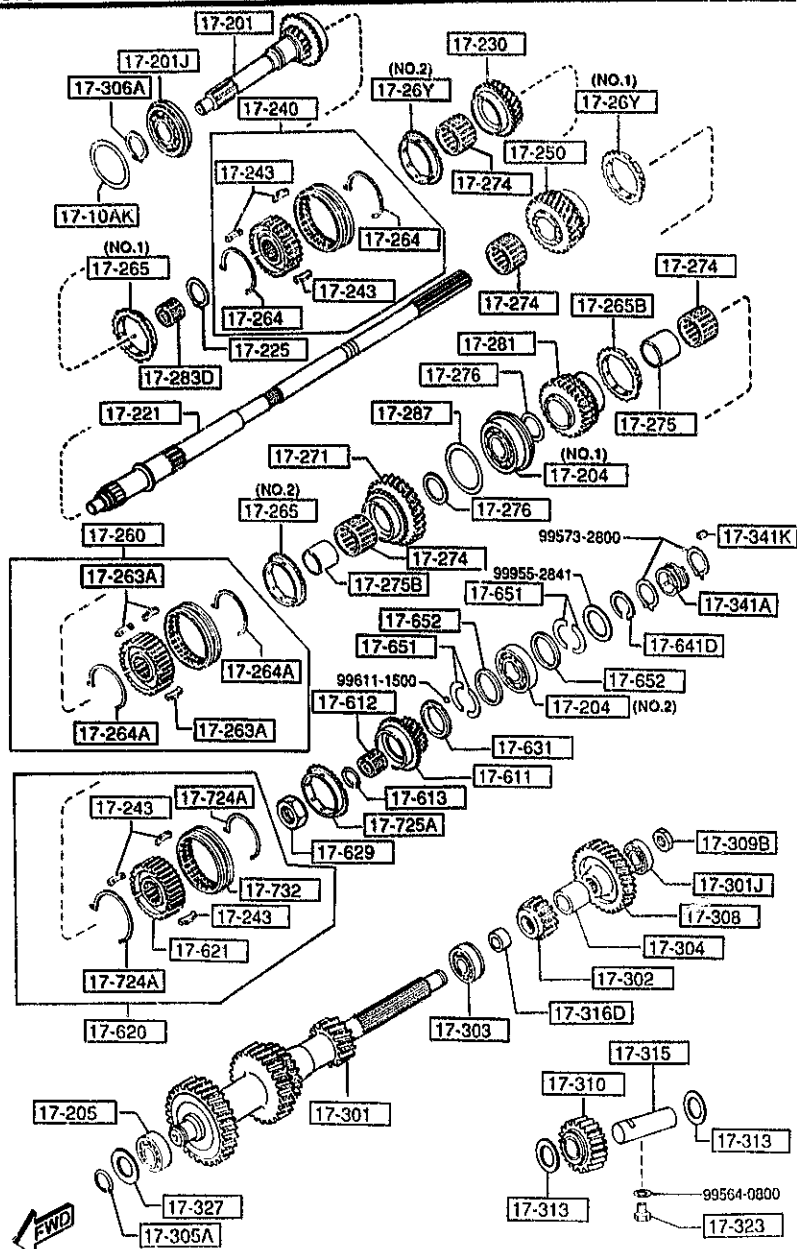
AUFA06

CAT. AUFA06-04

1997-01

1-K 7

1710 MANUAL TRANSMISSION GEARS



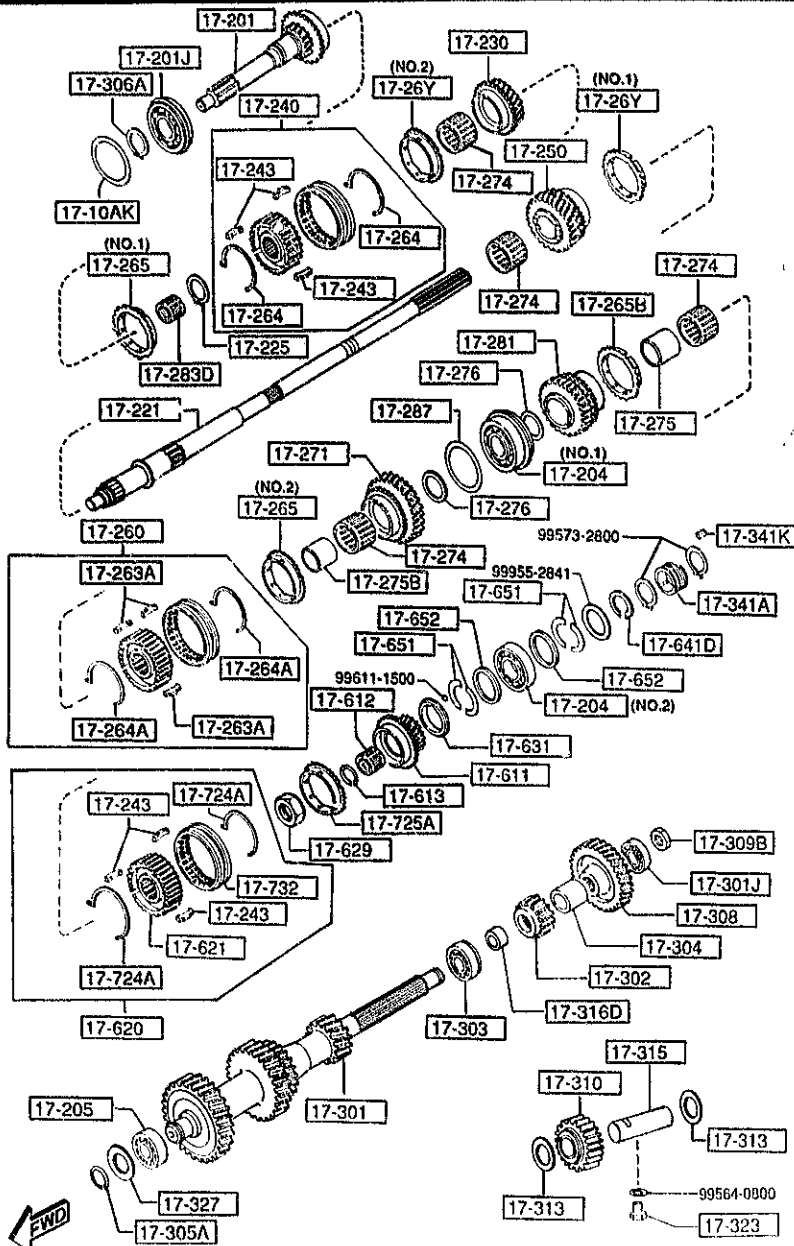
| PART NO. | QTY | MODEL/RESTRICTION | MODEL/RESTRICTION | MODEL/RESTRICTION | FROM-TO |
|--|-----|-----------------------|-------------------|-------------------|---------|
| 17-275B | | RACE, INNER | | | |
| 0884-17-275B | 1 | | | | |
| 17-276 | | WASHER, THRUST | | | |
| 0839-17-276 | 1 | T=2.5MM | | | |
| 0839-17-277 | 2 | T=3.0MM | | | |
| 0839-17-278 | 1 | T=3.5MM | | | |
| 17-281 | | GEAR, REVERSE | | | |
| R505-17-281 | 1 | | | | -5701 |
| R520-17-281 | 1 | | | | 5701- |
| 17-283D | | BEARING, NEEDLE | | | |
| R502-17-283 | 1 | | | | |
| 17-287 | | SHIM, ADJUST | | | |
| 0839-17-287 | 2 | T=0.1MM | | | |
| 0839-17-288 | 1 | T=0.3MM | | | |
| 17-301 | | GEAR, COUNTER SHAFT | | | |
| R525-17-301 | 1 | | | | |
| 17-301J | | BEARING, BALL | | | |
| R501-17-299 | 1 | | | | -4A01 |
| A (R521-17-299) | 1 | | | | 4A01- |
| R521-17-299 | 1 | | | | |
| 17-302 | | GEAR, COUNTER REVERSE | | | |
| R504-17-302A | 1 | | | | -5701 |
| A (R501-17-302) | 1 | | | | 5701- |
| R501-17-302 | 1 | | | | |
| 17-303 | | BEARING, BALL | | | |
| 0821-17-303 | 1 | | | | |
| 17-304 | | SPACER | | | |
| R501-17-304 | 1 | | | | |
| 4A01 FD333 -400014 5701 FD333 -400230 | | | | | |

AUFA06

CAT. AUFA06-04

1997-01

1710 MANUAL TRANSMISSION GEARS



1710 -4 MANUAL TRANSMISSION GEARS

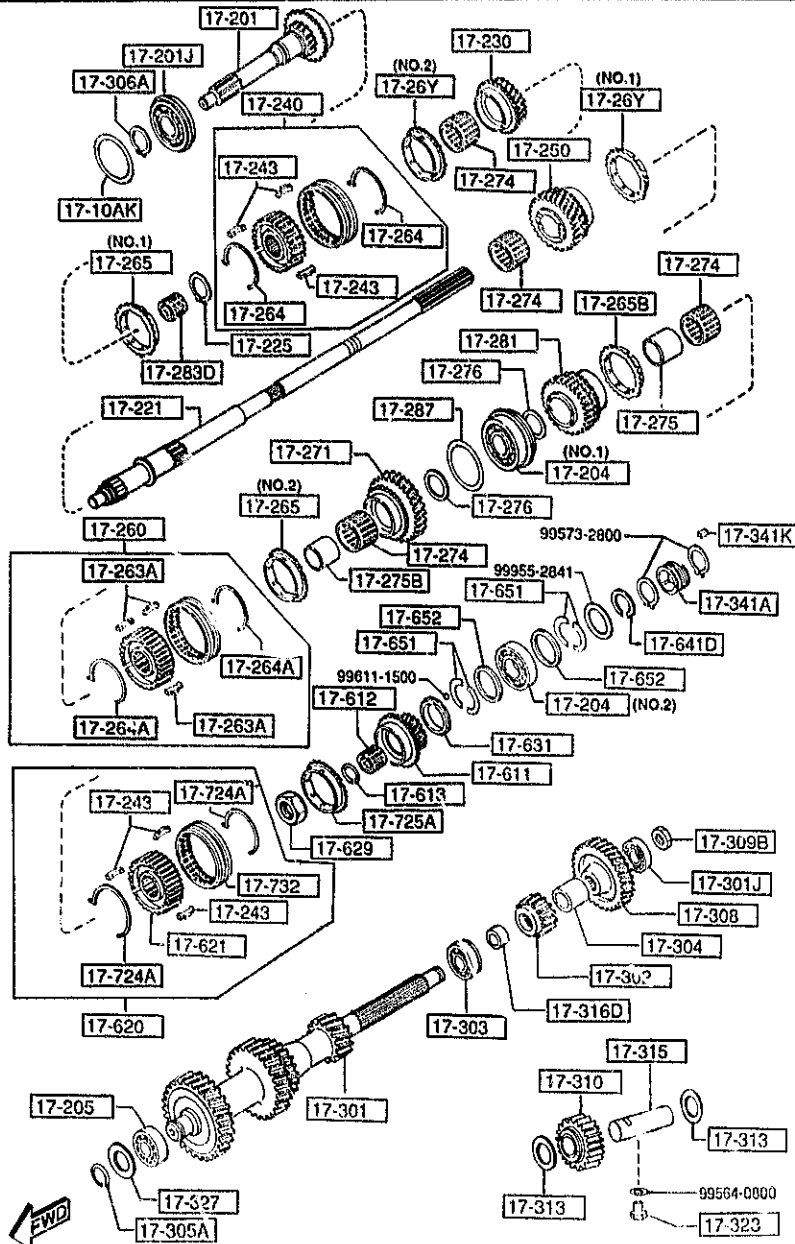
| PART NO. | QTY | MODEL/RESTRICTION | MODEL/RESTRICTION | MODEL/RESTRICTION | FROM-TO |
|--------------------|-----|---|-------------------|-------------------|---------|
| 17-305A | 1 | RING, RETAINING-BALL BEARING | | | |
| 0839-17-305B | | | | | |
| 17-306A | 1 | RING, SNAP | | | |
| 0727-17-306 | | | | | |
| 17-308 | 1 | GEAR, COUNTER | | | |
| R524-17-308 | | | | | |
| 17-309B | 1 | NUT, LOCK-COUNTER SHAFT BR | | | |
| M501-17-309 | | | | | |
| 17-310 | 1 | GEAR, REVERSE IDLE | | | -5701 |
| R505-17-310B | | | | | |
| A (R522-17-310) | | | | | |
| R522-17-310 | | | | | 5701- |
| 17-313 | 2 | WASHER, THRUST-REVERSE IDLE G. | | | |
| 0821-17-313 | | | | | |
| 17-315 | 1 | SHAFT, REV. IDLE GEAR | | | |
| 0884-17-315 | | | | | |
| 17-316D | 1 | SPACER | | | |
| R502-17-316 | | | | | |
| 17-323 | 1 | BOLT SET | | | |
| 4069-17-323 | | | | | |
| 17-327 | 2 | SHIM, ADJUST-COUNTER SHAFT GEAR T=0.1MM | | | |
| 0305-17-327 | | | | | |
| 0305-17-328 | 1 | T=0.3MM | | | |
| 17-341A | 1 | GEAR, SPEEDO. DRIVE | | | |
| R502-17-341A | | | | | |
| 17-341K | 1 | KEY | | | |
| M501-17-342 | | | | | |
| 5701 FD333 -400230 | | | | | |

AUFA06

CAT. AUFA06-04

1997-01

1710 MANUAL TRANSMISSION GEARS



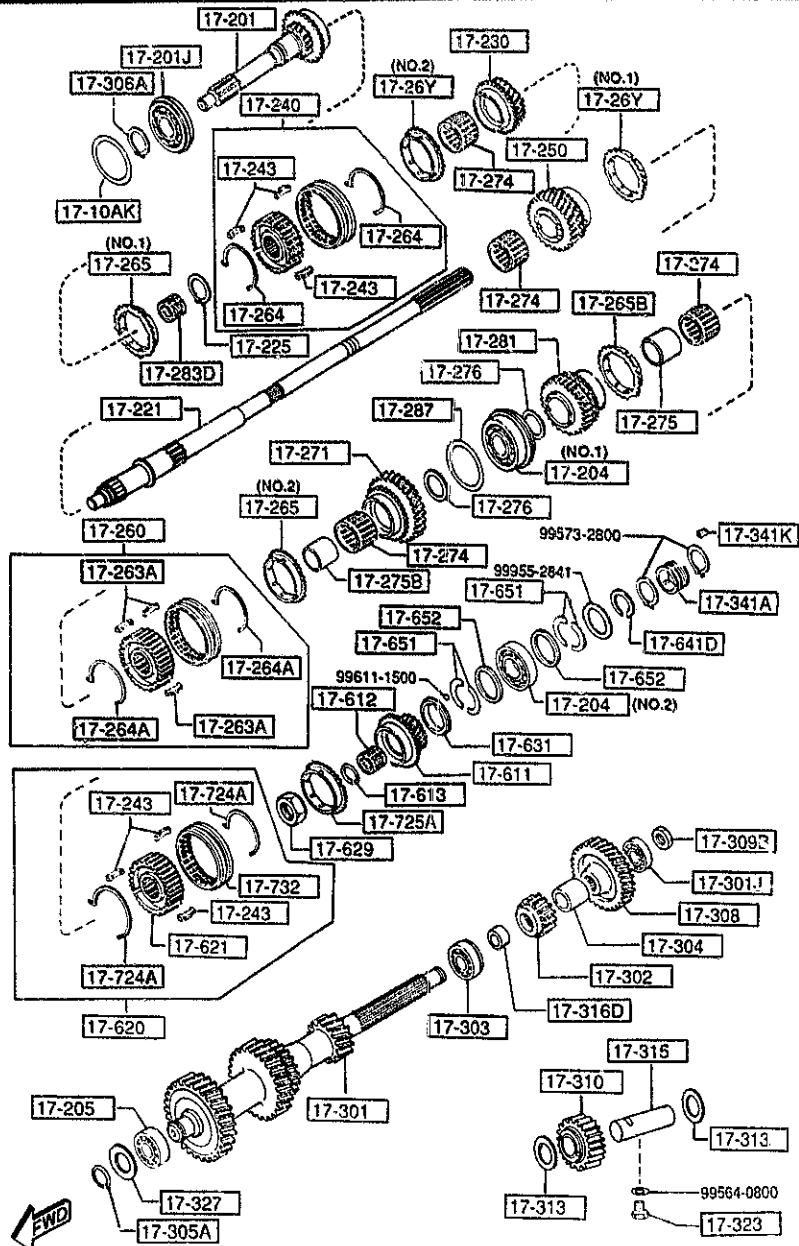
| PART NO. | QTY | MODEL/RESTRICTION | MODEL/RESTRICTION | MODEL/RESTRICTION | FROM-TO |
|--------------|-----|---|-------------------|-------------------|---------|
| 17-611 | | GEAR, OVER TOP | | | |
| R523-17-610 | 1 | | | | |
| 17-612 | | BEARING, NEEDLE | | | |
| R501-17-612 | 1 | | | | |
| 17-613 | | RING, RETAINING | | | |
| R501-17-613 | 1 | | | | |
| 17-620 | | HUB SET, CLUTCH-D.T. & REV | | | |
| R504-17-620 | 1 | | | | |
| 17-621 | | HUB, CLUTCH | | | |
| R502-17-621A | 1 | | | | |
| 17-629 | | NUT, LOCK-CLUTCH HUB | | | |
| 3648-17-629 | 1 | | | | |
| 17-631 | | WASHER, THRUST LOCK-OVER TOP G. T=6.4MM | | | |
| R501-17-631A | 1 | | | | |
| R501-17-632A | 1 | T=6.5MM | | | |
| R501-17-633A | 1 | T=6.6MM | | | |
| R501-17-634A | 1 | T=6.7MM | | | |
| R501-17-635 | 1 | T=6.3MM | | | |
| R501-17-636 | 1 | T=6.2MM | | | |
| 17-641D | | RING, SNAP | | | |
| 0821-17-641D | 1 | | | | |
| 17-651 | | WASHER, THRUST | | | |
| M502-17-651 | 4 | T=3.0MM | | | |
| M502-17-653 | 2 | T=3.1MM | | | |
| M502-17-654 | 2 | T=3.2MM | | | |
| M502-17-655 | | T=2.9MM | | | |

AUFA08

CAT. AUFA06-04

1997-01

1710 MANUAL TRANSMISSION GEARS



1710 -6 * MANUAL TRANSMISSION GEARS

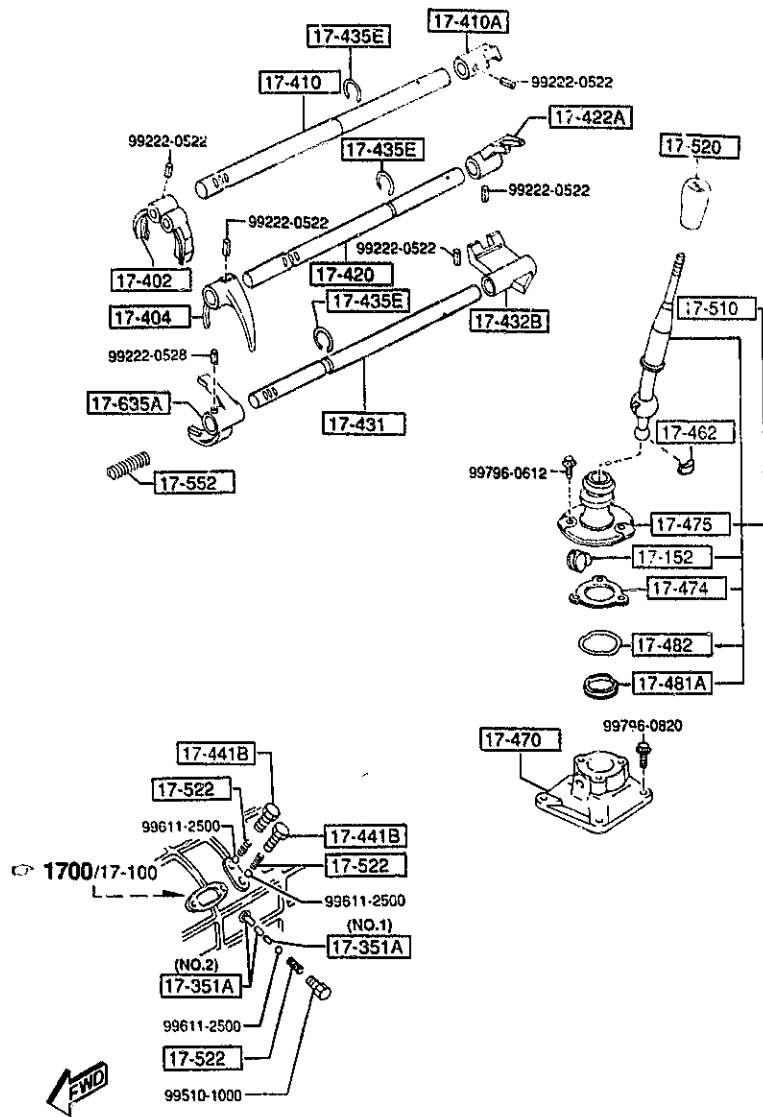
| PART NO. | QTY | MODEL/RESTRICTION | MODEL/RESTRICTION | MODEL/RESTRICTION | FROM-TG |
|--------------|-----|----------------------|-------------------|-------------------|---------|
| CONT'D | 2 | | | | |
| 17-652 | 2 | RING, THRUST WASHER | | | |
| M502-17-652 | 2 | | | | |
| 17-724A | 2 | SPRING, SYNCHRO. KEY | | | |
| M501-17-724 | 2 | | | | |
| 17-725A | 1 | RING, SYNCHRONIZER | | | |
| M501-17-725B | 1 | | | | |
| 17-732 | 1 | SLEEVE, CLUTCH HUB | | | |
| R501-17-732 | 1 | | | | |

AUFA06

CAT. AUFA06-04

1997-01

1720 MANUAL TRANSMISSION CHANGE CONTROL SYSTEM

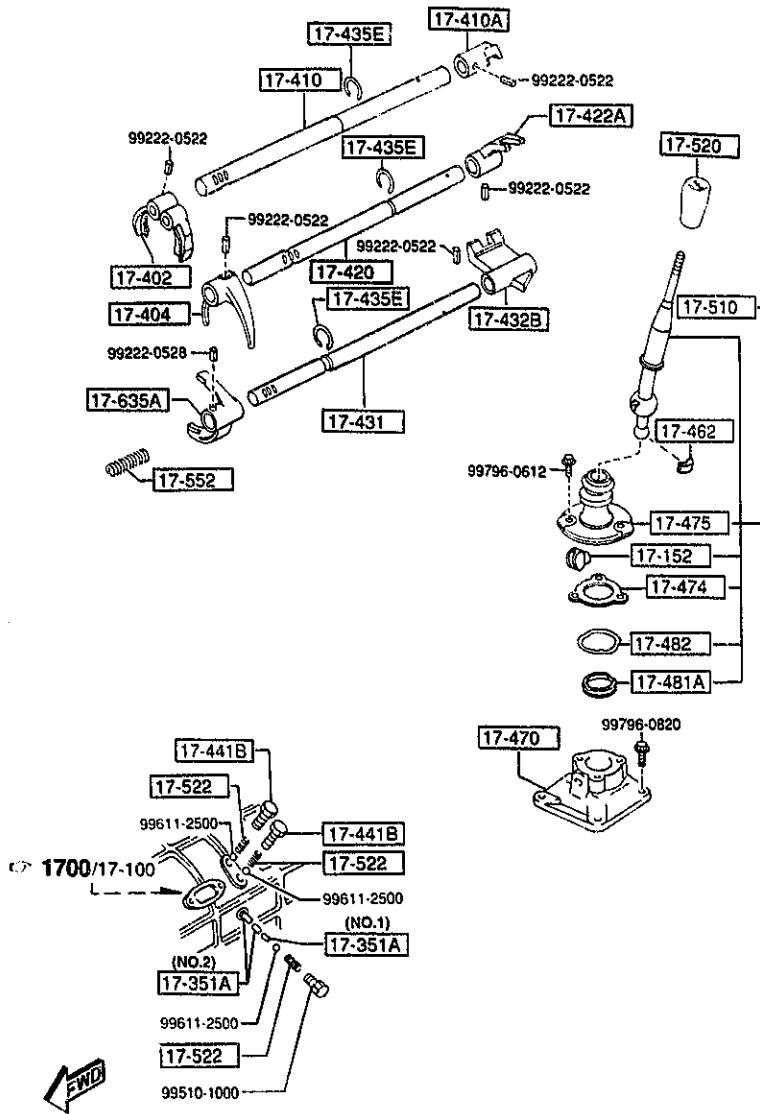


| PART NO. | QTY | MODEL/RESTRICTION | MODEL/RESTRICTION | MODEL/RESTRICTION | FROM-TO |
|--------------------|-----|-------------------------------|-------------------|-------------------|---------|
| 17-152 | | BUSH | | | |
| M501-17-515 | 2 | | | | |
| 17-351A | | PIN, INTER LOCK | | | |
| R501-17-351 | 1 | (ILLUST. NO.1) | | | |
| 0114-17-351 | 2 | (ILLUST. NO.2) | | | |
| 17-402 | | FORK, SHIFT (1ST & 2ND) | | | |
| R522-17-402 | 1 | | | | |
| 17-404 | | FORK, SHIFT (3RD & 4TH) | | | |
| R501-17-404B | 1 | | | | |
| 17-410 | | ROD, SHIFT (1ST&2ND) | | | |
| R522-17-411 | 1 | | | | |
| 17-410A | | END, S/ROD (1ST&2ND) | | | |
| R502-17-412A | 1 | | | | |
| 17-420 | | ROD, SHIFT (3RD&4TH) | | | |
| R522-17-421 | 1 | | | | |
| A (R522-17-421A) | | | | | |
| R522-17-421A | 1 | | | | |
| 17-422A | | END, S/ROD (3RD&4TH) | | | |
| R506-17-422 | 1 | | | | |
| 17-431 | | ROD, SHIFT-OVER TOP & REVERSE | | | |
| R512-17-431B | 1 | | | | |
| 17-432B | | END, SHIFT ROD (O/TOP& REV.) | | | |
| R513-17-432 | 1 | | | | |
| 17-435E | | RING, RETAINING | | | |
| R502-17-435 | 3 | | | | |
| 17-441B | | PLUG, CAP | | | |
| 0221-17-441A | 2 | | | | |
| 17-462 | | SHEET, SPRING | | | |
| 0398-17-462A | 1 | | | | |
| 5201 FD333 -400026 | | | | | |

-5201
5201-

1720 MANUAL TRANSMISSION CHANGE CONTROL SYSTEM

1720 -2 * MANUAL TRANSMISSION CHANGE CONTROL SYSTEM



| PART NO. | QTY | MODEL/RESTRICTION | MODEL/RESTRICTION | MODEL/RESTRICTION | FROM-TO |
|-------------------|------|--------------------------------|-------------------|-------------------|---------|
| 17-470 | | CASE, CHANGE CONTROL | | | |
| R504-17-470A | 1 | | | | |
| 17-474 | | GASKET, COVER PLATE | | | |
| 0303-17-474 | 1 | | | | |
| 17-475 | | BOOT, DUST-CHANGE LEVER | | | |
| M513-17-480A | 1 | | | | |
| 17-481A | | BUSH, CHANGE | | | |
| R503-17-481 | 1 | | | | |
| 17-482 | | WASHER, WAVE-CHANGE CONT. CASE | | | |
| M505-17-482 | 1 | | | | |
| 17-510 | | LEVER, CHANGE | | | |
| R507-17-510A | 1 | | | | |
| 17-520 | | KNOB, CHANGE LEVER | | | |
| R503-17-520B | 1 | | | | |
| 00 | INT- | FE5 FE6 FE7 BLACK | | | |
| 17-522 | | SPRING | | | |
| 0103-17-411 | 3 | 5TH & REVERSE | | | |
| 17-552 | | SPRING | | | |
| R501-17-552 | 1 | | | | |
| 17-635A | | FORK, SHIFT-5TH & REVERSE | | | |
| R505-17-406 | 1 | | | | -4C01 |
| R504-17-406A | 1 | | | | 4C01- |
| 4C01 FD333 -40022 | | | | | |

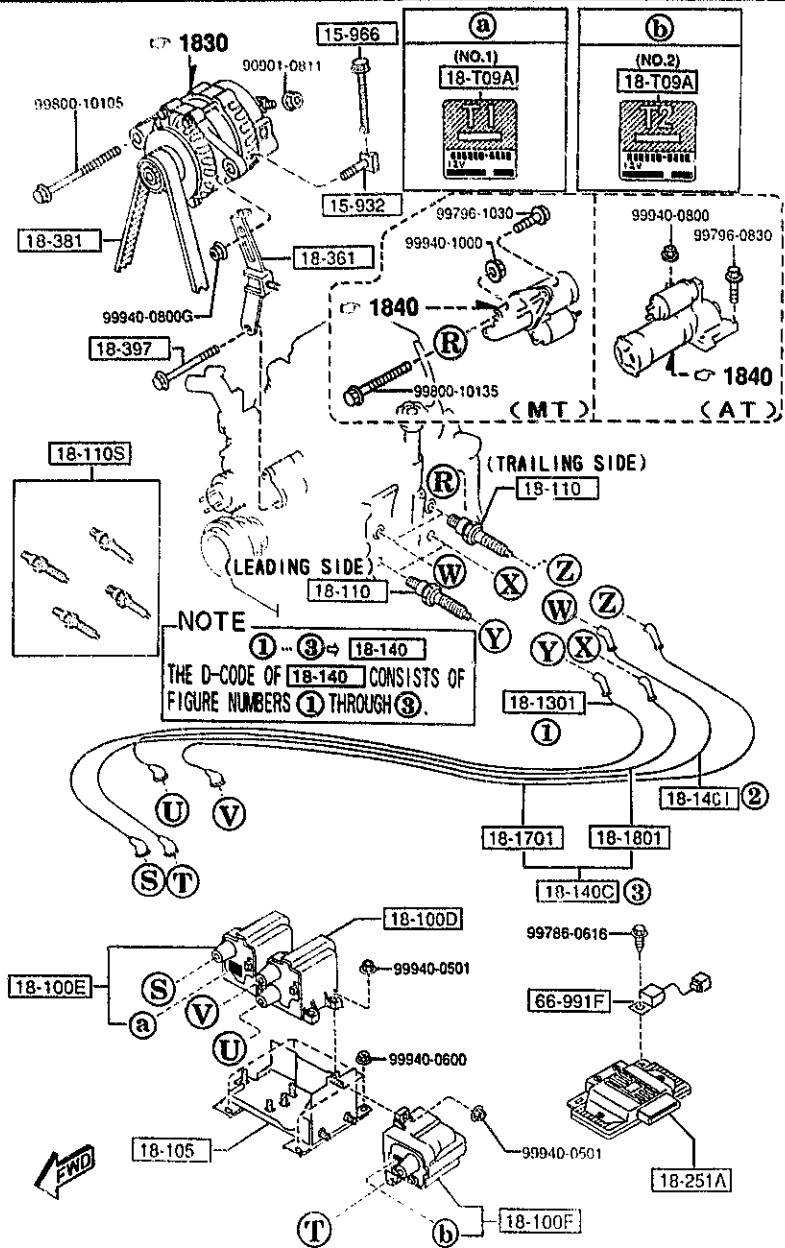
AUFA06

CAT. AUFA06-04

1997-01

1800 ENGINE ELECTRICAL SYSTEM

1800 -1 ENGINE ELECTRICAL SYSTEM



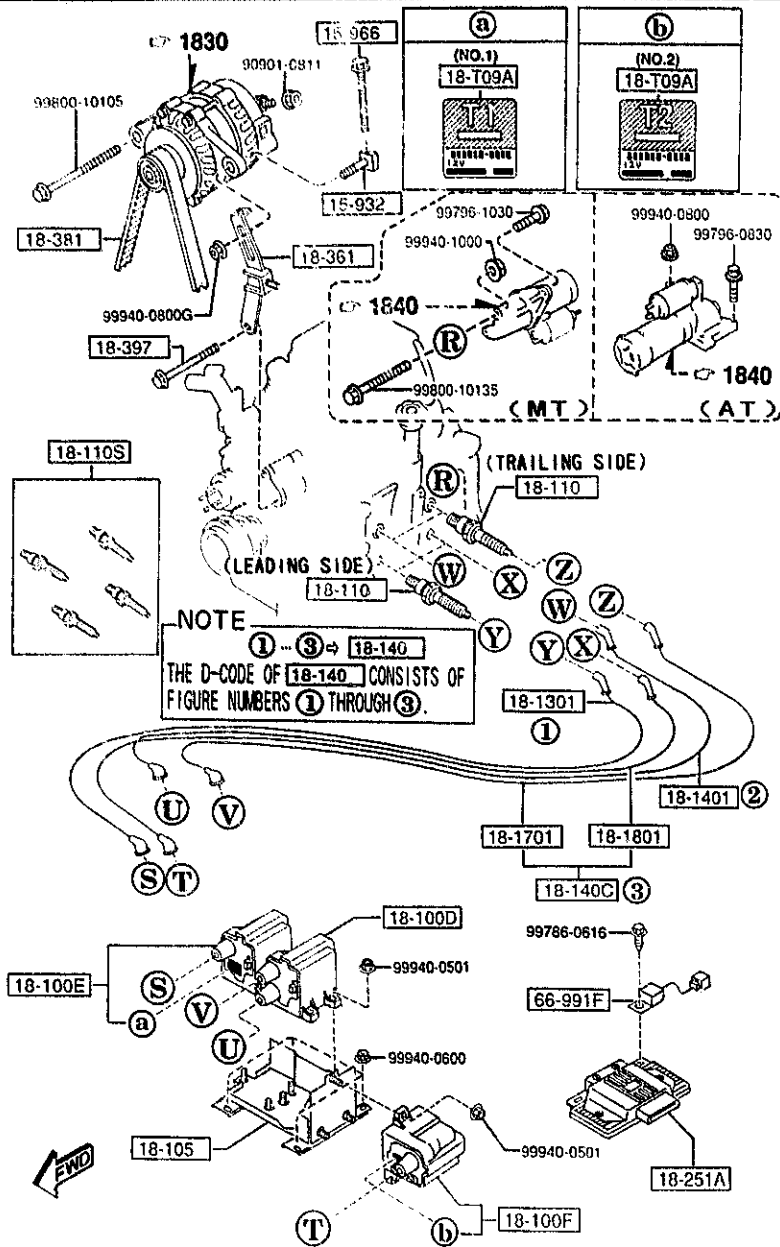
| PART NO. | QTY | MODEL/RESTRICTION | MODEL/RESTRICTION | MODEL/RESTRICTION | FROM-TO |
|--------------|------------------|---|-------------------|-------------------|---------|
| 15-932 | | SHAFT, PULLEY | | | |
| NF01-15-932 | 1 | | | | |
| 15-966 | | BOLT, ADJUST | | | |
| N390-15-966 | 1 | | | | |
| 18-T09A | | LABEL, IG. COIL | | | |
| N3A1-18-T09 | 1 (ILLUST. NO.1) | | | | |
| N3A2-18-T09 | 1 (ILLUST. NO.2) | | | | |
| 18-100D | | COIL, IGNITION-LEADING | | | |
| N3A3-18-100 | 1 | | | | |
| 18-100E | | COIL, IGNITION-TRAILING | | | |
| N3A1-18-100 | 1 | | | | |
| 18-100F | | COIL, IGNITION-TRAILING | | | |
| N3A2-18-100 | 1 | | | | |
| 18-105 | | BRACKET, DIST. MODULE | | | |
| N3A2-18-105A | 1 | | | | |
| 18-110 | | PLUG, SPARK | | | |
| N3A1-18-110 | 2 | BUR9EQP NGK (TRAILING SIDE) (STD.) | | | |
| N3A2-18-110 | 2 | BUR7EQP NGK (LEADING SIDE) (STD.) | | | |
| N3A3-18-110 | 2 | BUR8EQP NGK (TRAILING SIDE) (OPTION HOT TYPE) | | | |
| N3A4-18-110 | 2 | BUR6EQP NGK (LEADING SIDE) (OPTION HOT TYPE) | | | |
| N328-18-110 | 2 | BUR8EQP NGK (TRAILING SIDE) (OPTION HOT TYPE) | | | |
| N329-18-110 | 2 | BUR6EQP NGK (LEADING SIDE) (OPTION HOT TYPE) | | | |
| N342-18-110 | 2 | BUR9EQP NGK (TRAILING SIDE) (STD.) | | | |

AUFA06

CAT. AUFAD6-04

1997-01

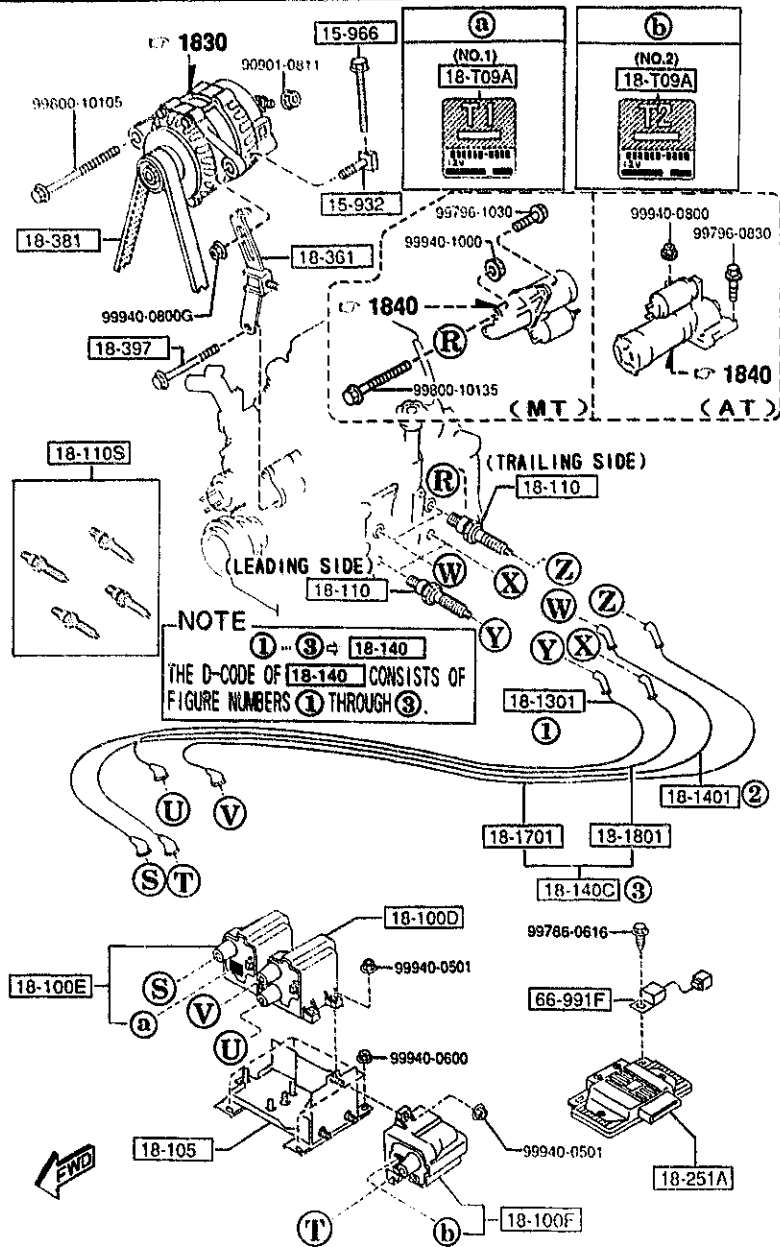
1800 ENGINE ELECTRICAL SYSTEM



1800 -2 ENGINE ELECTRICAL SYSTEM

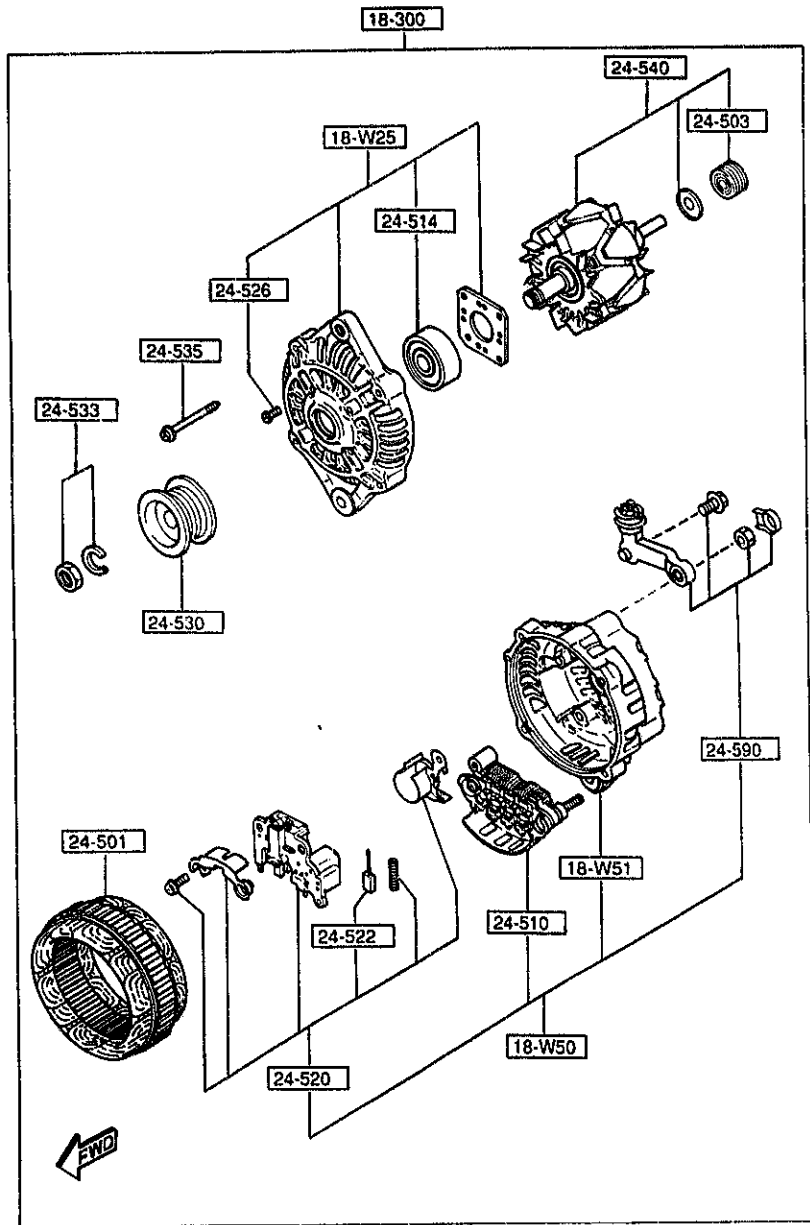
| PART NO. | QTY | MODEL/RESTRICTION | MODEL/RESTRICTION | MODEL/RESTRICTION | FROM-TO |
|-----------------------|-----|----------------------------------|-------------------|-------------------|---------|
| CONT'D N343-18-110 | | | | | |
| | 2 | BUR7EQ NGK (LEADING SIDE) (STD.) | | | |
| 18-110S | | PLUG SET, SPARK | | | |
| N3X4-18-110 | 1 | BUR9EQ/BUR7EQ NGK (STD.) | | | |
| N3X5-18-110 | 1 | BUR9EQ/BUR7EQP NGK (STD.) | | | |
| 18-1301 | | CORD, HIGH TENSION (T-1) | | | |
| N3A1-18-180A | 1 | | | | |
| 18-140 | | CORD SET, HI. TENSION | | | |
| 8BF1-18-140A | 1 | | | | |
| 18-140C | | CORD, HIGH TENSION | | | |
| N3A1-18-140 | 1 | | | | |
| 18-1401 | | CORD, HIGH TENSION (T-2) | | | |
| N3A1-18-190A | 1 | | | | |
| 18-1701 | | CORD, HIGH TENSION (L-1) | | | |
| N3A1-18-T53 | 1 | | | | |
| 18-1801 | | CORD, HIGH TENSION (L-2) | | | |
| N3A1-18-T54 | 1 | | | | |
| 18-251A | | IGNITER, IG. COIL-TRAILING | | | |
| N3A1-18-251 | 1 | | | | |
| 18-361 | | STRAP, ALTERNATOR | | | |
| N3A1-18-360B | 1 | | | | |
| 18-381 | | BELT 'V' | | | |
| N3A1-18-381 | 1 | SPK-1355 (MT) | | | |
| N3A2-18-381 | 1 | SPK-1310 (AT) | | | |
| 18-397 | | BOLT, FLANGE | | | |
| N3A1-18-397 | 1 | | | | |

1800 ENGINE ELECTRICAL SYSTEM



| PART NO. | QTY | MODEL/RESTRICTION | MODEL/RESTRICTION | MODEL/RESTRICTION | FROM-TO |
|------------------------|-----|-------------------|-------------------|-------------------|---------|
| 66-991F NSA1-66-991 | 1 | CONDENSER | | | |

1830 ALTERNATOR



| PART NO. | QTY | MODEL/RESTRICTION | MODEL/RESTRICTION | MODEL/RESTRICTION | FROM-TO |
|--------------|-----|--------------------------|-------------------|-------------------|---------|
| 18-W25 | | COVER, FRONT-ALTERNATOR | | | |
| N3A1-18-W25 | 1 | | | | |
| 18-W50 | | COVER, REAR-ALTERNATOR | | | |
| N3A1-18-W50 | 1 | | | | |
| 18-W51 | | COVER, REAR-ALTERNATOR | | | |
| N3A1-18-W51 | 1 | | | | |
| 18-300 | | ALTERNATOR | | | |
| N3A1-18-300A | 1 | | | | |
| 24-501 | | STATOR | | | |
| N3A1-18-W45 | 1 | | | | |
| 24-503 | | BEARING, BALL-ALT. REAR | | | |
| N336-18-W36 | 1 | | | | |
| 24-510 | | RECTIFIER | | | |
| N3A1-18-W60 | 1 | | | | |
| 24-514 | | BEARING, BALL-ALT. FRONT | | | |
| PN16-18-W27 | 1 | | | | |
| 24-520 | | REGULATOR, VOLTAGE | | | |
| JE48-18-W70 | 1 | | | | |
| 24-522 | | BRUSH | | | |
| B3C7-18-W77 | 2 | | | | |
| 24-526 | | SCREW SET | | | |
| RF71-18-W26 | 1 | | | | |
| 24-530 | | PULLEY | | | |
| N590-18-W11 | 1 | | | | |
| 24-533 | | NUT SET | | | |
| B3C7-18-W05 | 1 | | | | |
| 24-535 | | SCREW SET | | | |
| RF71-18-W20 | 1 | | | | |

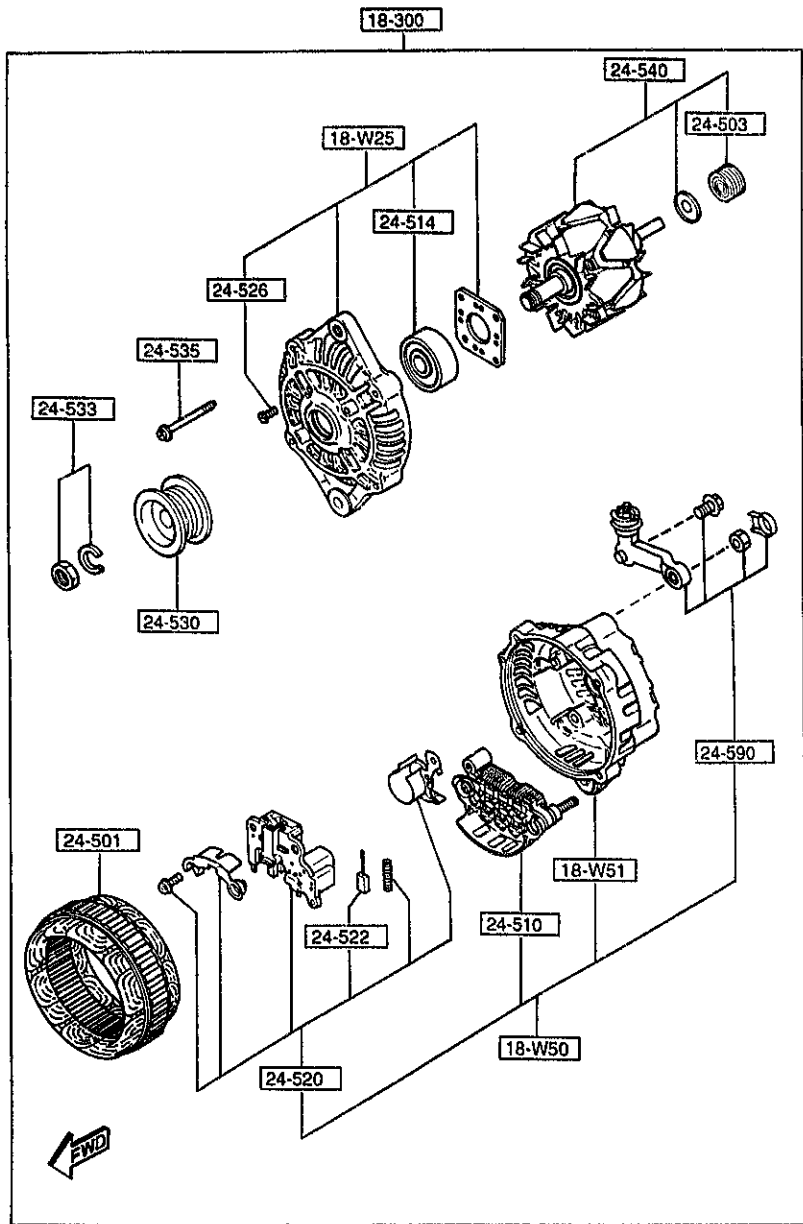
AUFA06

CAT. AUFA06-04

1997-01

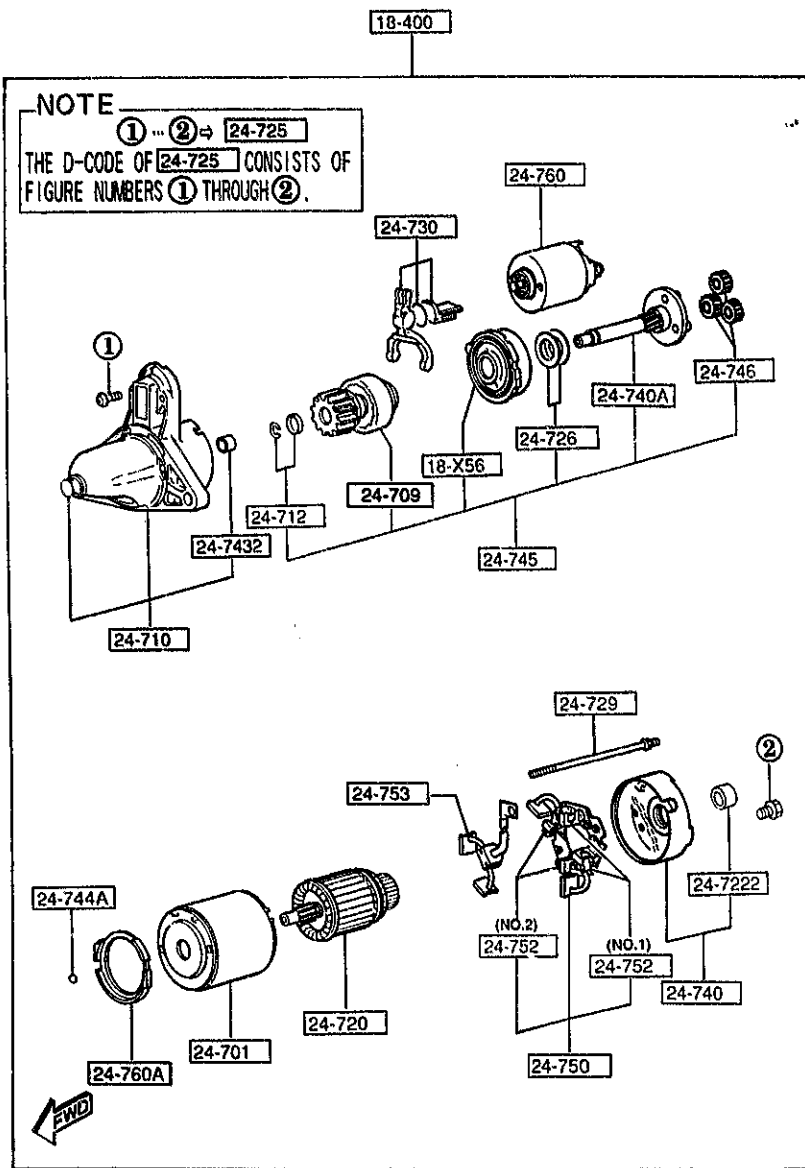
1830 -2 * ALTERNATOR

1830 ALTERNATOR

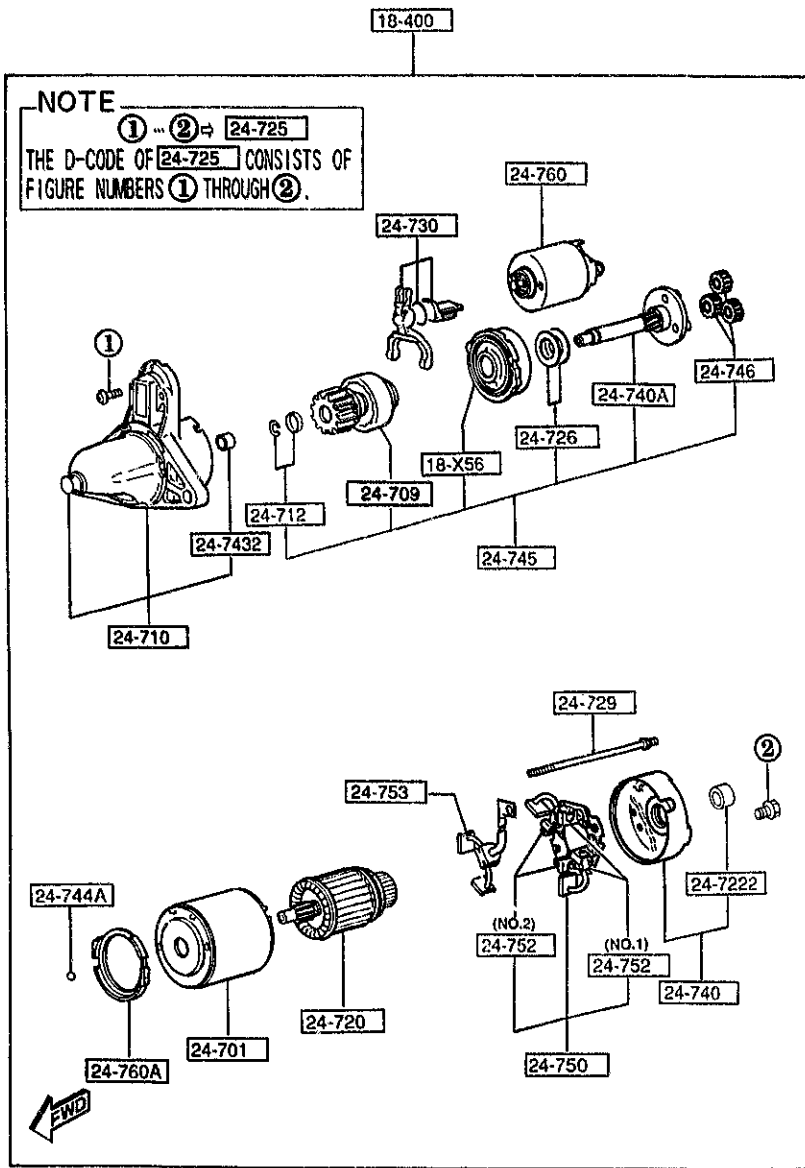


| PART NO. | QTY | MODEL/RESTRICTION | MODEL/RESTRICTION | MODEL/RESTRICTION | FROM-TO |
|---------------------------------|-----|-------------------|-------------------|-------------------|---------|
| 24-540 | | ROTOR | | | |
| N3A1-18-W35 AN(N3A1-18-W35A) | 1 | | | | -4A01 |
| N3A1-18-W35A | 1 | | | | 4A01- |
| 24-590 | | TERMINAL SET | | | |
| N3A1-18-W80 | 1 | | | | |

4A01 FD333 -400014



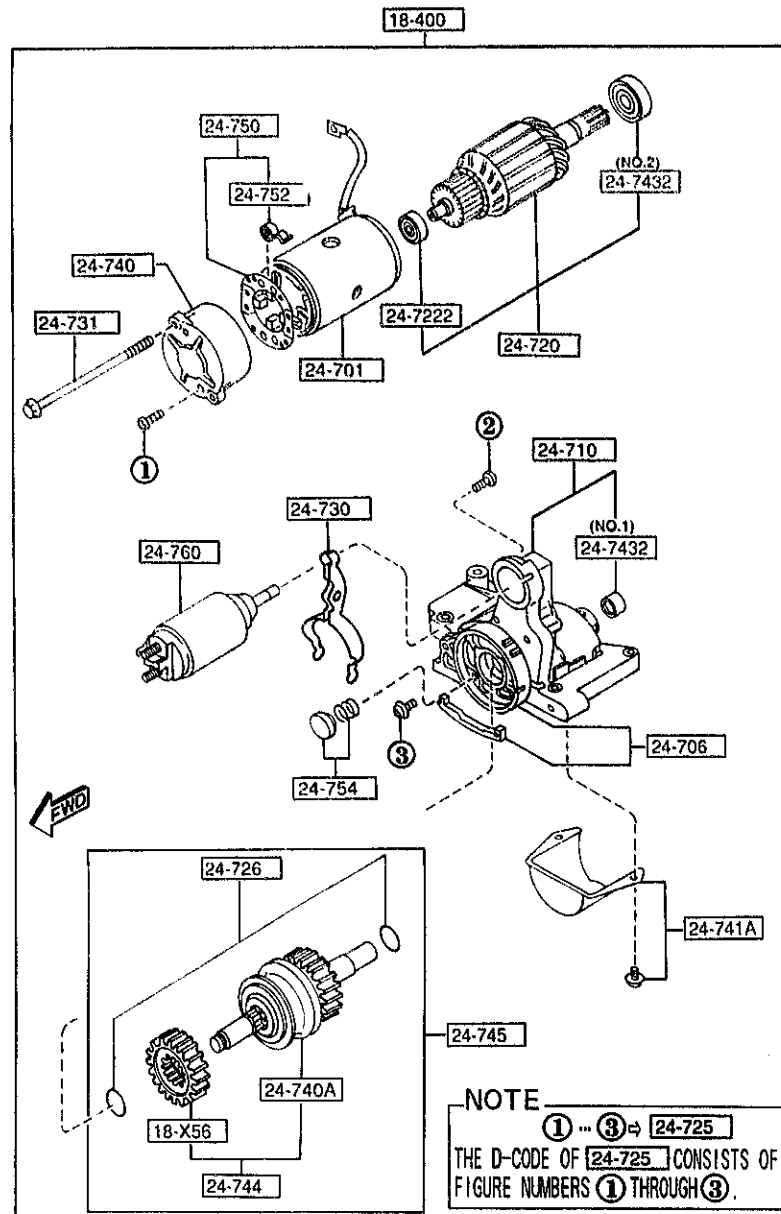
| PART NO. | QTY | MODEL/RESTRICTION | MODEL/RESTRICTION | MODEL/RESTRICTION | FROM-TO |
|--------------|-----|-----------------------|-------------------|-------------------|---------|
| 18-X56 | | GEAR, INTERNAL-STARTE | | | |
| F225-18-X56 | 1 | | | | |
| 18-400 | | STARTER | | | |
| N3A1-18-400 | 1 | | | | |
| 24-701 | | YOKE | | | |
| N326-18-X65 | 1 | | | | |
| 24-709 | | PINION | | | |
| N318-18-X25 | 1 | | | | |
| 24-710 | | BRACKET, FRONT | | | |
| N3A1-18-X00 | 1 | | | | |
| 24-712 | | STOPPER SET | | | |
| N326-18-X30 | 1 | | | | |
| 24-720 | | ARMATURE | | | |
| F214-18-X60A | 1 | NON ASBESTOS | | | |
| 24-7222 | | SLEEVE, BEARING-REAR | | | |
| N326-18-X62A | 1 | | | | |
| 24-725 | | SCREW SET | | | |
| E356-18-X95 | 1 | | | | |
| 24-726 | | WASHER SET | | | |
| N326-18-X92 | 1 | | | | |
| 24-729 | | BOLT | | | |
| N326-18-X91 | 2 | | | | |
| 24-730 | | LEVER | | | |
| N326-18-X05 | 1 | | | | |
| 24-740 | | BRACKET, REAR | | | |
| N315-18-X80 | 1 | | | | |
| 24-740A | | SHAFT | | | |



| PART NO. | QTY | MODEL/RESTRICTION | MODEL/RESTRICTION | MODEL/RESTRICTION | FROM-TO |
|-------------|-------------------|-----------------------|-------------------|-------------------|---------|
| CONT'D | | | | | |
| N326-18-X40 | 1 | | | | |
| 24-7432 | | SLEEVE, BEARING-FRONT | | | |
| E356-18-X01 | 1 | | | | |
| 24-744A | | BALL, STEEL | | | |
| N326-18-X93 | 1 | | | | |
| 24-745 | | SHAFT, CLUTCH | | | |
| N327-18-X20 | 1 | | | | |
| 24-746 | | GEAR | | | |
| N326-18-X57 | 3 | | | | |
| 24-750 | | HOLDER, BRUSH | | | |
| F214-18-X70 | 1 | | | | |
| 24-752 | | SPRING, BRUSH | | | |
| N318-18-X71 | 2 (ILLUST. NO. 1) | | | | |
| N326-18-X71 | 2 (ILLUST. NO. 2) | | | | |
| 24-753 | | BRUSH, YOKE | | | |
| F214-18-X66 | 1 | | | | |
| 24-760 | | SWITCH | | | |
| N315-18-X10 | 1 | | | | |
| 24-760A | | GASKET | | | |
| N326-18-X87 | 1 | | | | |

1840 A STARTER
(AT)

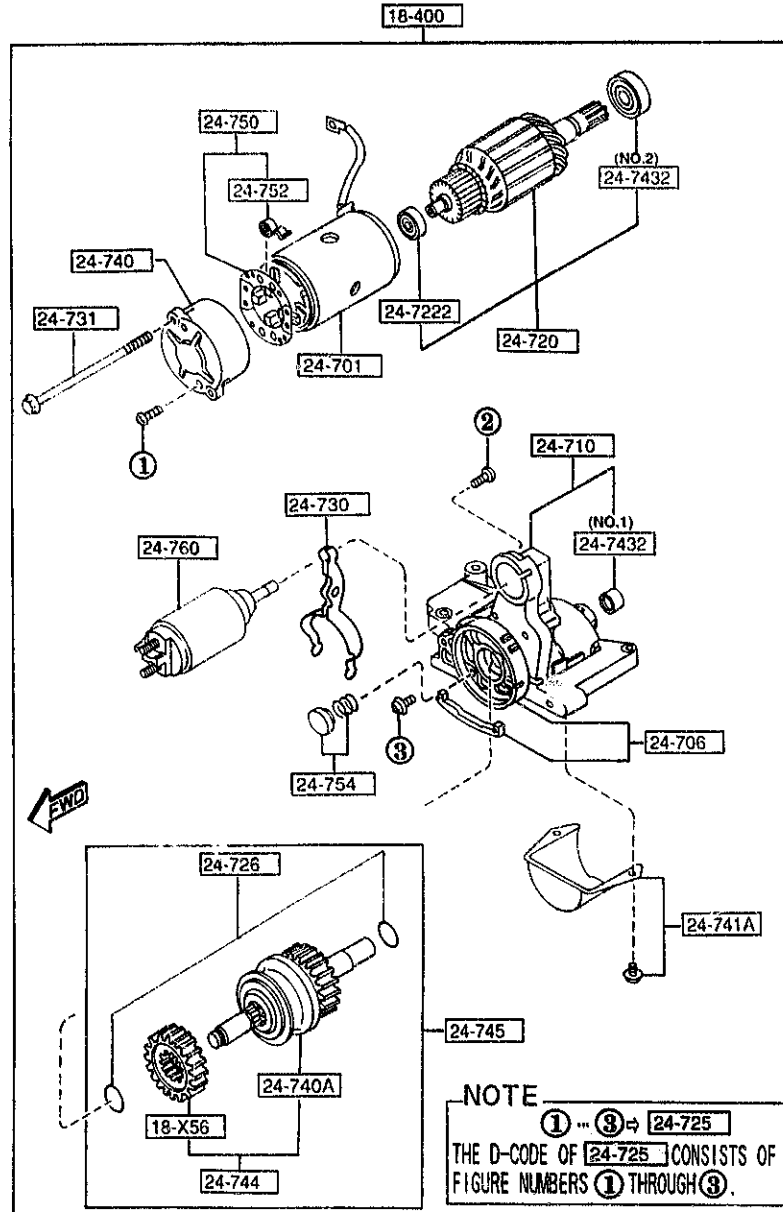
1840 A-1 STARTER
(AT)



| PART NO. | QTY | MODEL/RESTRICTION | MODEL/RESTRICTION | MODEL/RESTRICTION | FROM-TO |
|--------------|-----|------------------------|-------------------|-------------------|---------|
| 18-X56 | | GEAR, INTERNAL-STARTER | | | |
| NF01-18-X56 | 1 | | | | |
| 18-400 | | STARTER | | | |
| NF01-18-400B | 1 | | | | |
| 24-701 | | YOKE | | | |
| NF01-18-X65 | 1 | | | | |
| 24-706 | | BRACKET, CENTER | | | |
| NF01-18-X75 | 1 | | | | |
| 24-710 | | BRACKET, FRONT | | | |
| NF01-18-X00A | 1 | | | | |
| 24-720 | | ARMATURE | | | |
| NF01-18-X60A | 1 | | | | |
| 24-722 | | SLEEVE, BEARING-REAR | | | |
| 8599-24-722 | 1 | | | | |
| 24-725 | | SCREW SET | | | |
| NF01-18-X95 | 1 | | | | |
| 24-726 | | WASHER SET | | | |
| NF01-18-X92 | 1 | | | | |
| 24-730 | | LEVER | | | |
| NF01-18-X05 | 1 | | | | |
| 24-731 | | BOLT SET | | | |
| NF01-18-X90 | 1 | | | | |
| 24-740 | | BRACKET, REAR | | | |
| 8599-24-720 | 1 | | | | |
| 24-740A | | SHAFT | | | |
| NF01-18-X40 | 1 | | | | |
| 24-741A | | COVER SET | | | |
| NF01-18-X50 | 1 | | | | |

1840 A STARTER
(AT)

1840 A-2 * STARTER
(AT)



| PART NO. | QTY | MODEL/RESTRICTION | MODEL/RESTRICTION | MODEL/RESTRICTION | FROM-TO |
|-------------|-----|-----------------------|-------------------|-------------------|---------|
| 24-7432 | | SLEEVE, BEARING-FRONT | | | |
| F210-18-X01 | 1 | (ILLUST. NO.1) | | | |
| B599-24-743 | 1 | (ILLUST. NO.2) | | | |
| 24-744 | | GEAR SET | | | |
| NF01-18-X35 | 1 | | | | |
| 24-745 | | SHAFT, CLUTCH | | | |
| NF01-18-X20 | 1 | | | | |
| 24-750 | | HOLDER, BRUSH | | | |
| NF01-18-X70 | 1 | | | | |
| 24-752 | | SPRING, BRUSH | | | |
| B599-24-752 | 4 | | | | |
| 24-754 | | SPRING SET | | | |
| G601-18-X06 | 1 | | | | |
| 24-760 | | SWITCH | | | |
| NF01-18-X10 | 1 | | | | |

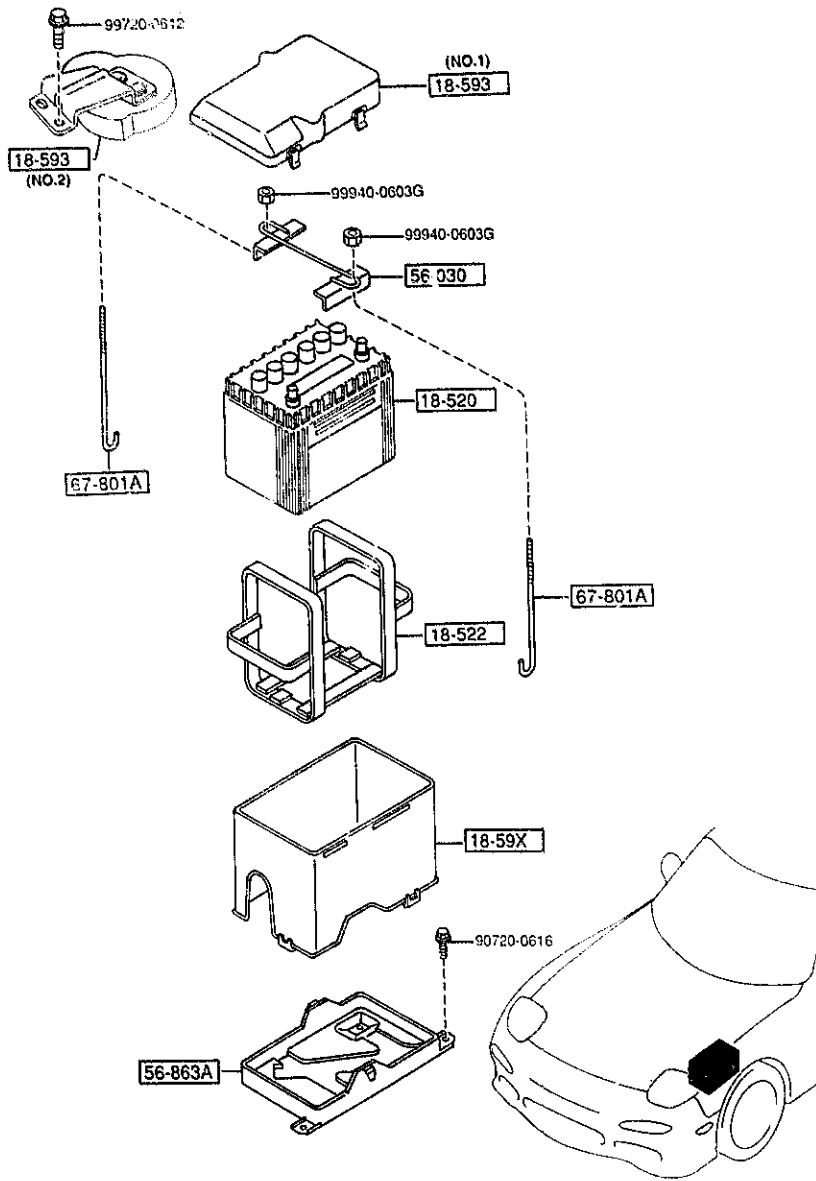
AUFA06

CAT. AUFA06-04

1997-01

1850 -1 * BATTERY

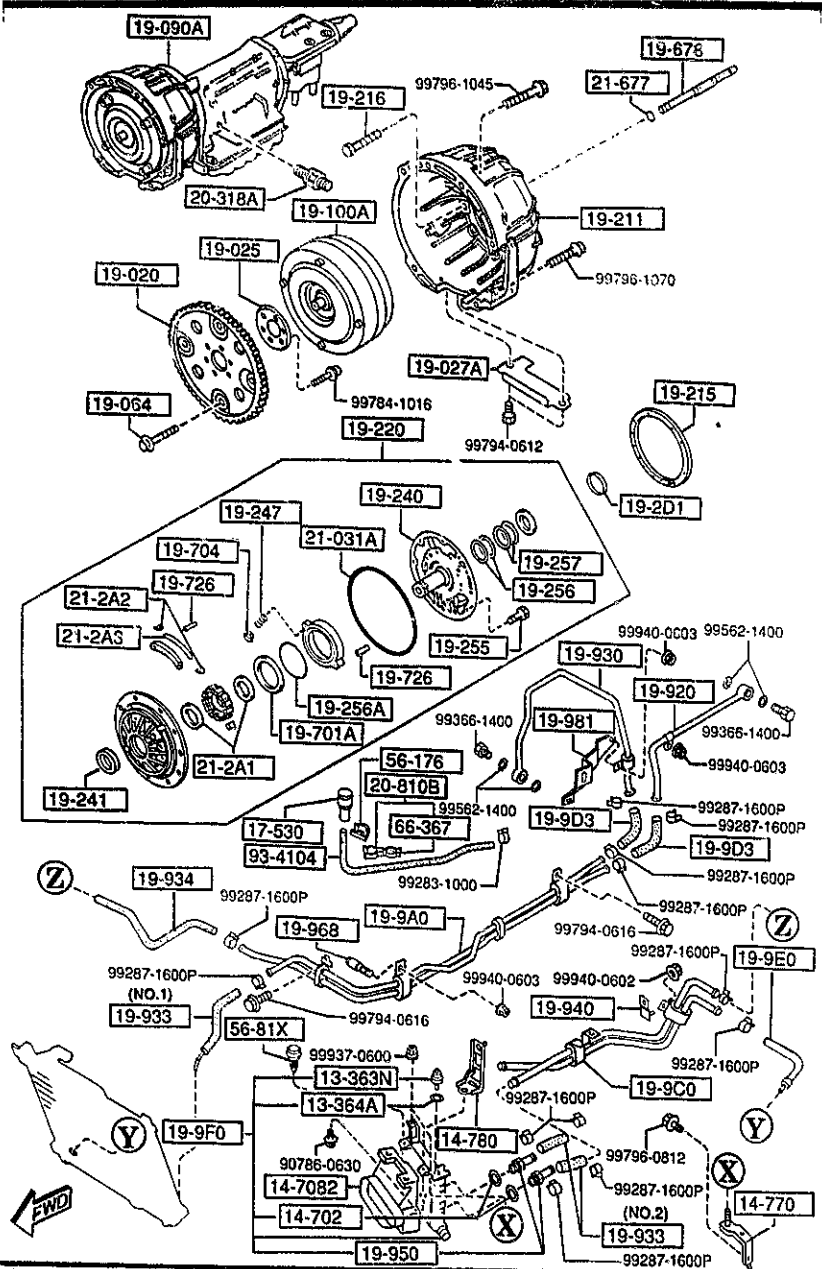
1850 BATTERY



| PART NO. | QTY | MODEL/RESTRICTION | MODEL/RESTRICTION | MODEL/RESTRICTION | FROM-TO |
|--------------------|-----|--|-------------------|-------------------|---------|
| 18-520 | | BATTERY | | | |
| AM15-18-520A | 1 | 75D26L GS (AT) | | | |
| N251-18-520B | 1 | 65D23L GS (MT) | | | |
| N252-18-520E | 1 | 65D23L PANASONIC (MT) | | | |
| AM43-18-520 | 1 | 75D26L PANASONIC (AT) | | | 5101- |
| 18-522 | | BAND, BATTERY | | | |
| FE50-18-522 | 1 | | | | |
| 18-59X | | BOX, BATTERY | | | |
| N3A1-18-591F | 1 | | | | |
| 18-593 | | COVER, BOX-BATTERY | | | |
| N3A1-18-593B | 1 | MIYAGAWA KASEI (ILLUST. NO.1) | | | |
| N3A2-18-593A | 1 | SHINKOBE DENKI (ILLUST. NO.2) (W/O AIR CON.) | | | |
| 56-030 | | CLAMP, BATTERY | | | |
| H384-56-03XA | 1 | | | | |
| 56-863A | | TRAY, BATTERY | | | |
| FD01-56-981A | 1 | | | | |
| 67-801A | | BOLT, CLAMP | | | |
| 0243-56-231 | 2 | | | | |
| 5101 FD333 -400025 | | | | | |

1970

**AUTOMATIC TRANSMISSION TORQUE CONVERTER,
OIL PUMP & PIPINGS**



AUFA06

1910 -1

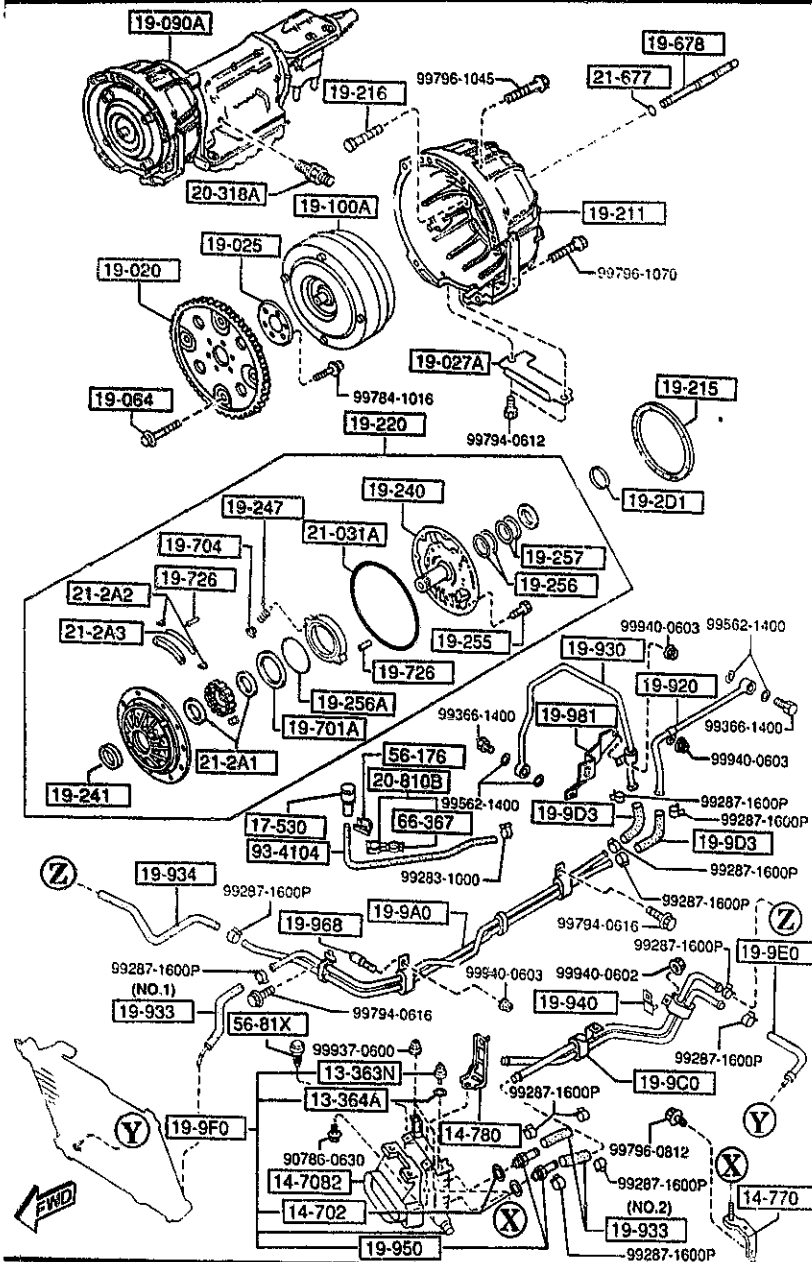
AUTOMATIC TRANSMISSION TORQUE CONVERTER, OIL PUMP & PIPINGS

| PART NO. | QTY | MODEL/RESTRICTION | MODEL/RESTRICTION | MODEL/RESTRICTION | FROM-TO |
|----------------------------------|-----|-------------------------|-------------------|-------------------|---------|
| 13-363N | | RUBBER, MOUNTING | | | |
| NF01-13-363 | 3 | | | | |
| 13-364A | | SPACER | | | |
| NF01-13-364 | 3 | | | | |
| 14-702 | | GASKET | | | |
| N3A1-14-702 | 2 | | | | |
| 14-7082 | | DUCT, OIL COOLER | | | |
| N3A2-14-708 | 1 | | | | |
| 14-770 | | BRACKET, OIL COOLER | | | |
| N3A2-14-770B | 1 | | | | |
| 14-780 | | BRACKET, OIL COOLER | | | |
| N3A2-14-780B | 1 | | | | |
| 17-530 | | BREATHER, AIR-T/MISSION | | | |
| 0884-17-530 | 1 | | | | |
| 19-020 | | PLATE, DRIVE | | | |
| BV40-19-020 | 1 | | | | |
| 19-025 | | PLATE, BACKING | | | |
| 0842-19-025 | 1 | | | | |
| 19-027A | | COVER, UNDER | | | |
| BV65-19-027 | 1 | | | | |
| 19-064 | | BOLT | | | |
| 3649-19-064A | 4 | | | | |
| 19-090A | | T/MISSION CPT. | | | |
| BV65-19-090H A (BV65-19-090J) | 1 | | | | -5C20 |
| *BV65-19-090J | 1 | | | | 5C20- |
| 19-100A | | CONVERTER, TORQUE | | | |
| BV65-19-100 | 1 | | | | |
| 5C20 FD333 -400495 | | | | | |

CAT. AUFA86-04

1997-01

1910 AUTOMATIC TRANSMISSION TORQUE CONVERTER, OIL PUMP & PIPINGS



AUFA06

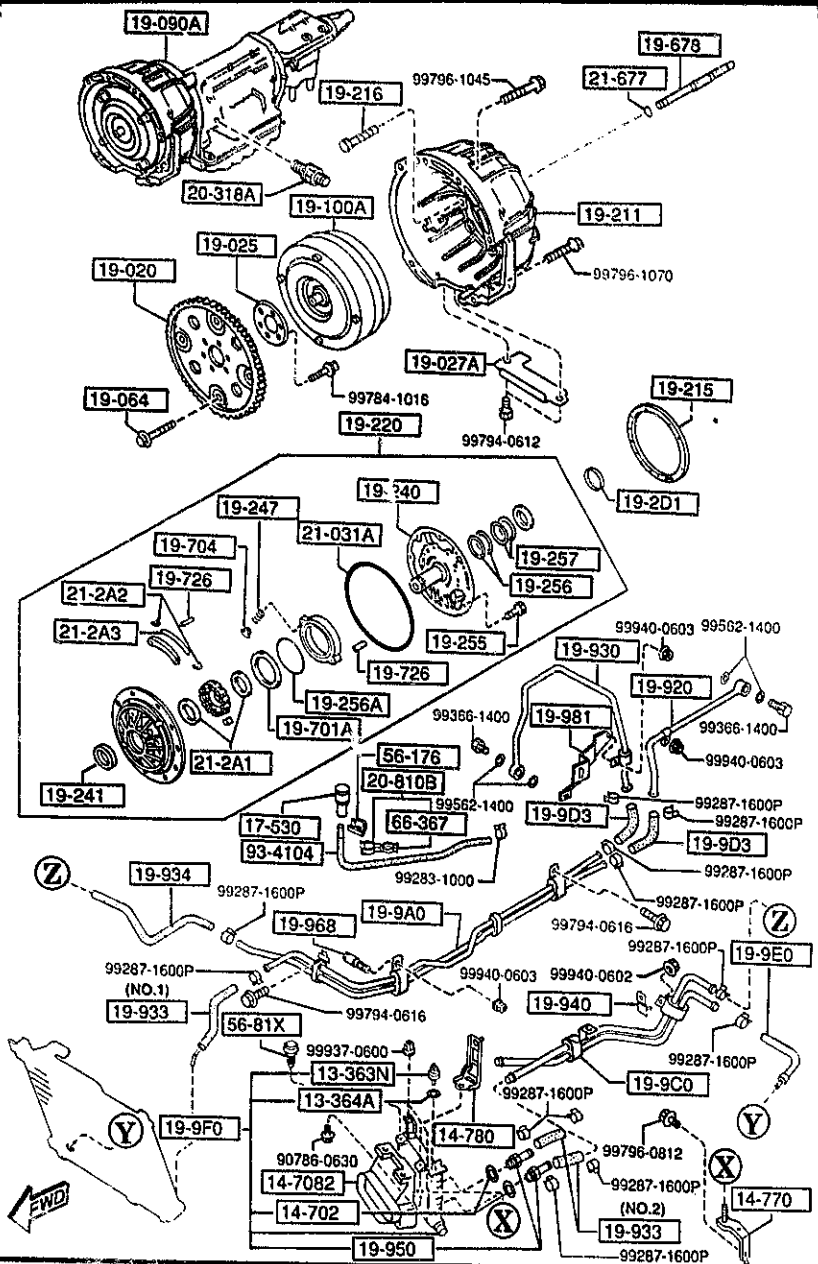
1910 -2 AUTOMATIC TRANSMISSION TORQUE CONVERTER, OIL PUMP & PIPINGS

| PART NO. | QTY | MODEL/RESTRICTION | MODEL/RESTRICTION | MODEL/RESTRICTION | FROM-TO |
|--------------------|-----|--------------------|-------------------|-------------------|---------|
| 19-2D1 | | WASHER, THRUST | | | |
| BV11-19-2D2 | 1 | T=0.9MM | | | |
| BV11-19-2D3 | 1 | T=1.1MM | | | |
| BV11-19-2D4 | 1 | T=1.3MM | | | |
| BV11-19-2D5 | 1 | T=1.5MM | | | |
| BV11-19-2D6 | 1 | T=1.7MM | | | |
| BV11-19-2D7 | 1 | T=1.9MM | | | |
| BV11-19-2D1 | 1 | T=0.7MM | | | 5801 |
| 19-211 | | HOUSING, CONVERTER | | | |
| BV65-19-210 | 1 | | | | |
| 19-215 | | GASKET, OIL PUMP | | | |
| BV60-19-221 | 1 | | | | |
| 19-216 | | BOLT | | | |
| BT40-19-216 | 10 | | | | |
| 19-220 | | PUMP, OIL | | | |
| BV56-19-220 | 1 | | | | |
| 19-240 | | COVER, OIL PUMP | | | |
| BV56-19-240 | 1 | | | | |
| 19-241 | | SEAL, OIL | | | |
| BV35-19-241 | 1 | | | | |
| 19-247 | | SPRING | | | |
| BV11-19-247 | 1 | | | | |
| 19-255 | | BOLT | | | |
| BV11-19-255 | 8 | | | | |
| 19-256 | | RING, SEAL | | | |
| BV11-19-256 | 2 | | | | |
| 5801 FD333 -400230 | | | | | |

CAT. AUFA06-04

1997-01

1910 AUTOMATIC TRANSMISSION TORQUE CONVERTER, OIL PUMP & PIPINGS



AUFA06

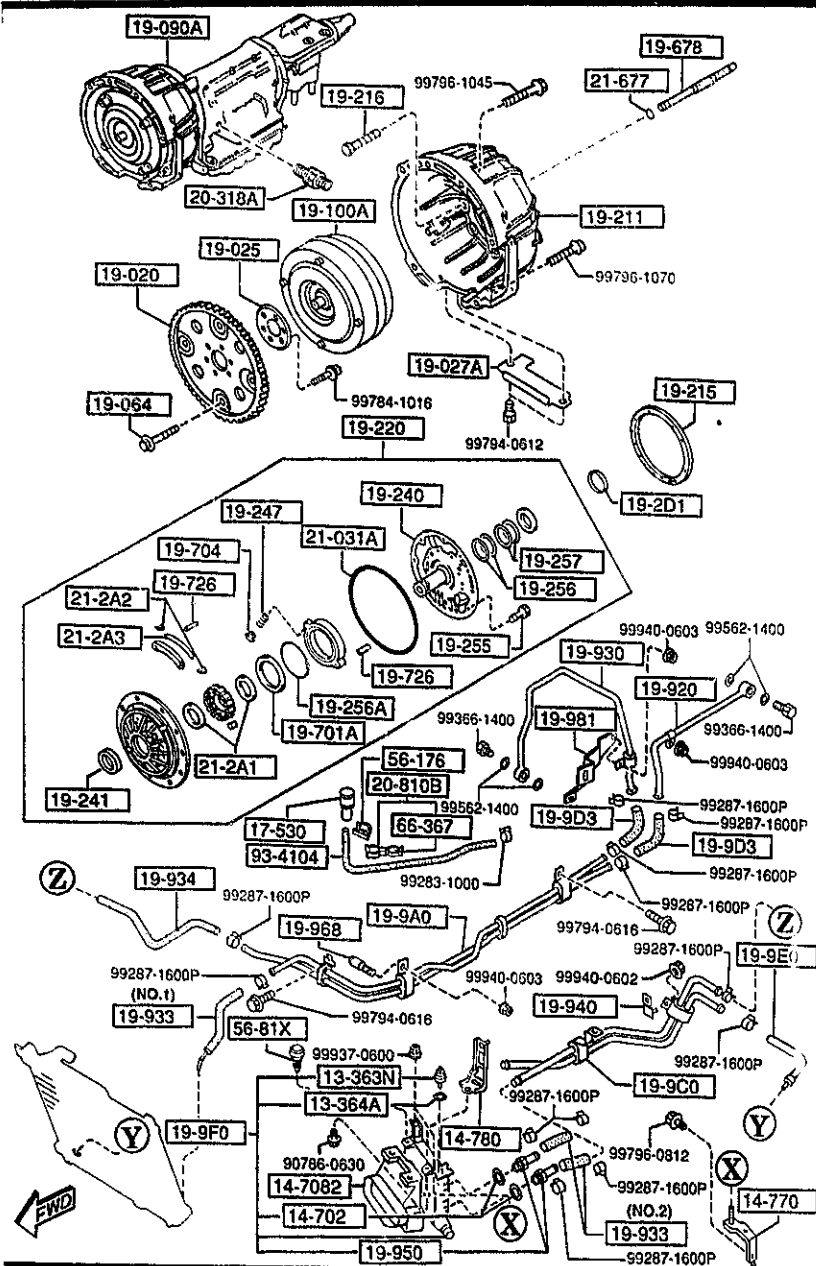
1910 -3 AUTOMATIC TRANSMISSION TORQUE CONVERTER, OIL PUMP & PIPINGS

| PART NO. | QTY | MODEL/RESTRICTION | MODEL/RESTRICTION | MODEL/RESTRICTION | FROM-TO |
|--------------------|-----|-------------------|-------------------|-------------------|---------|
| 19-256A | | RING, SEAL | | | -5901 |
| BV11-19-242 | 1 | | | | 5901- |
| BV37-19-242 | 1 | | | | |
| 19-257 | | RING, SEAL | | | |
| BV11-19-257 | 2 | | | | |
| 19-678 | | SHAFT, INPUT | | | |
| BV65-21-678 | 1 | | | | |
| 19-701A | | SEAL, RING | | | |
| BV11-19-701 | 1 | | | | |
| 19-704 | | RETAINER | | | |
| BV11-19-704 | 1 | | | | |
| 19-726 | | PIVOT, ROLLER | | | |
| BV11-19-726 | 2 | | | | |
| 19-9A0 | | PIPE, OIL-DILPUMP | | | |
| BV65-19-9A0 | 1 | | | | |
| 19-9C0 | | PIPE, OIL | | | |
| BV65-19-9C0 | 1 | | | | |
| 19-9D3 | | HOSE, OIL | | | |
| FU31-19-9D3A | 2 | | | | |
| 19-9E0 | | HOSE, OIL | | | |
| BV65-19-9E0 | 1 | | | | |
| 19-9F0 | | COOLER, OIL | | | |
| BV65-19-9F0A | 1 | | | | |
| 19-920 | | PIPE, OIL | | | |
| BV65-19-920 | 1 | | | | |
| 19-930 | | PIPE, OIL | | | |
| BV65-19-930 | 1 | | | | |
| 5901 FD333 -400232 | | | | | |

CAT. AUFA06-04

1997-01

1910

**AUTOMATIC TRANSMISSION TORQUE CONVERTER,
OIL PUMP & PIPINGS**


AUFA06

1910 -4

AUTOMATIC TRANSMISSION TORQUE CONVERTER, OIL PUMP & PIPINGS

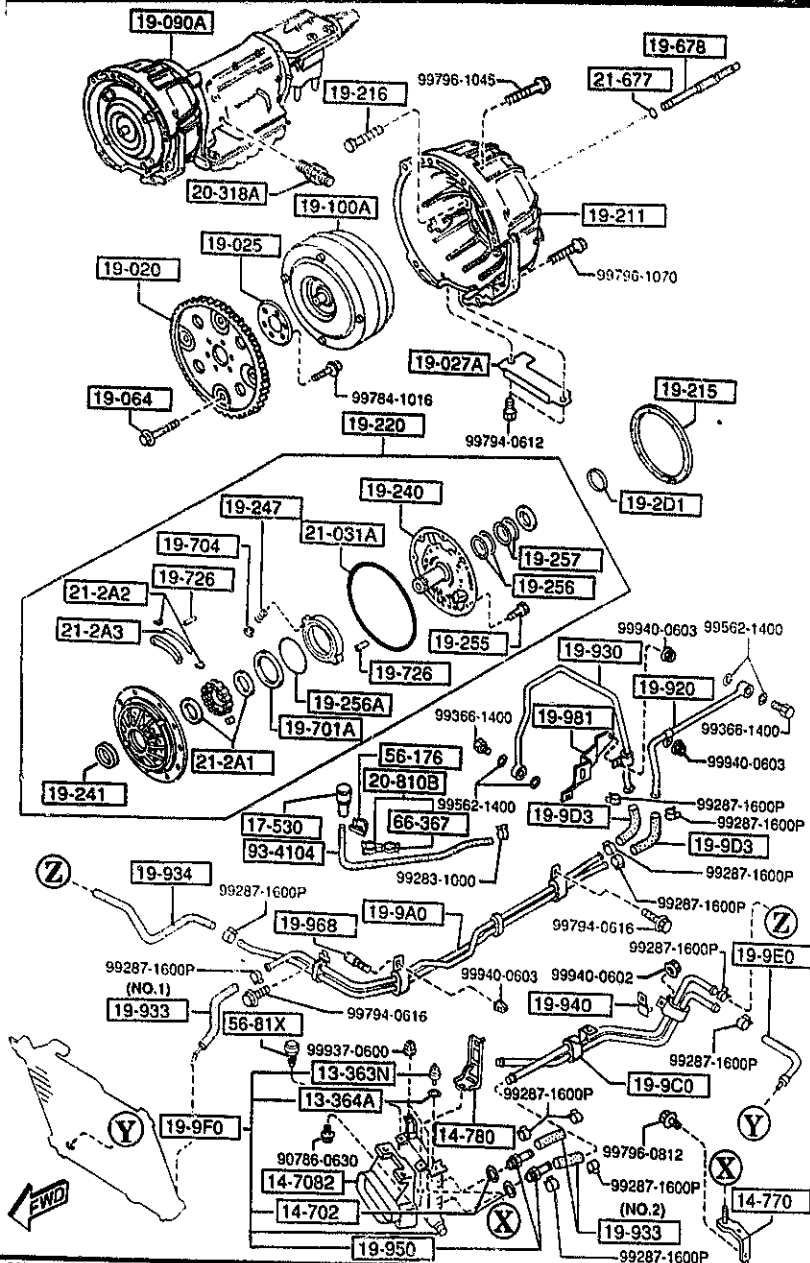
| PART NO. | QTY | MODEL/RESTRICTION | MODEL/RESTRICTION | MODEL/RESTRICTION | FROM-TO |
|--------------|-----|-------------------|-------------------|-------------------|---------|
| 19-933 | | HOSE,OIL | | | |
| BV65-19-933A | 1 | (ILLUST. NO.1) | | | |
| FU9E-19-933 | 2 | (ILLUST. NO.2) | | | |
| 19-934 | | HOSE,OIL | | | |
| BV66-19-934 | 1 | | | | |
| 19-940 | | BRACKET,PIPE | | | |
| BV65-19-940 | 1 | | | | |
| 19-950 | | PIPE,OIL | | | |
| BV65-19-950A | 2 | | | | |
| 19-968 | | STUD | | | |
| BV65-19-968 | 1 | | | | |
| 19-981 | | BRACKET | | | |
| BV65-19-981A | 1 | | | | |
| 20-318A | | BOLT | | | |
| BU27-19-838 | 1 | | | | |
| 20-810B | | CLIP | | | |
| E5D5-20-81- | 1 | | | | |
| 21-051A | | RING,'O' | | | |
| BV11-21-031 | 1 | | | | |
| 21-2A1 | | SPRING,RING | | | |
| BV11-21-2A1 | 2 | | | | |
| 21-2A2 | | SEAL, SIDE | | | |
| BV11-21-2A2 | 2 | | | | |
| 21-2A3 | | SEAL, FLANGE | | | |
| BV11-21-2A3 | 1 | | | | |
| 21-677 | | RING,'O' | | | |
| BV01-21-677 | 1 | | | | |

CAT. AUFA06-04

1997-01

1910 AUTOMATIC TRANSMISSION TORQUE CONVERTER,
OIL PUMP & PIPINGS

1910 -5 * AUTOMATIC TRANSMISSION TORQUE CONVERTER, OIL PUMP & PIPINGS

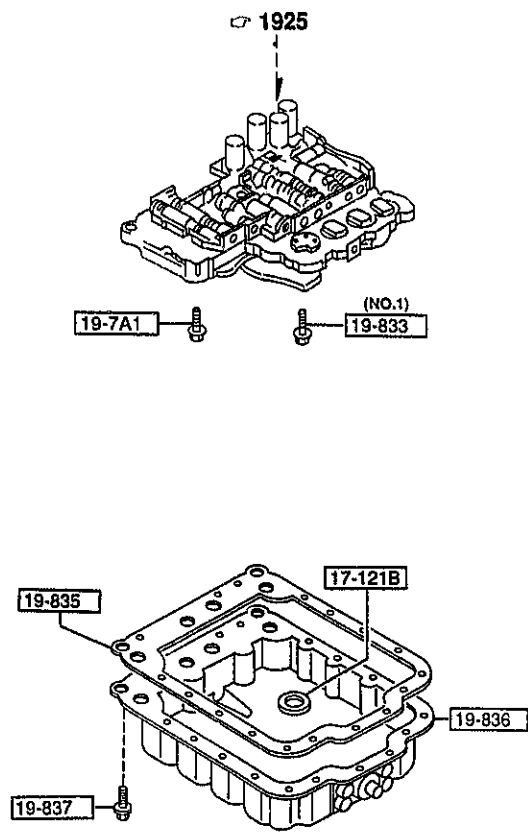
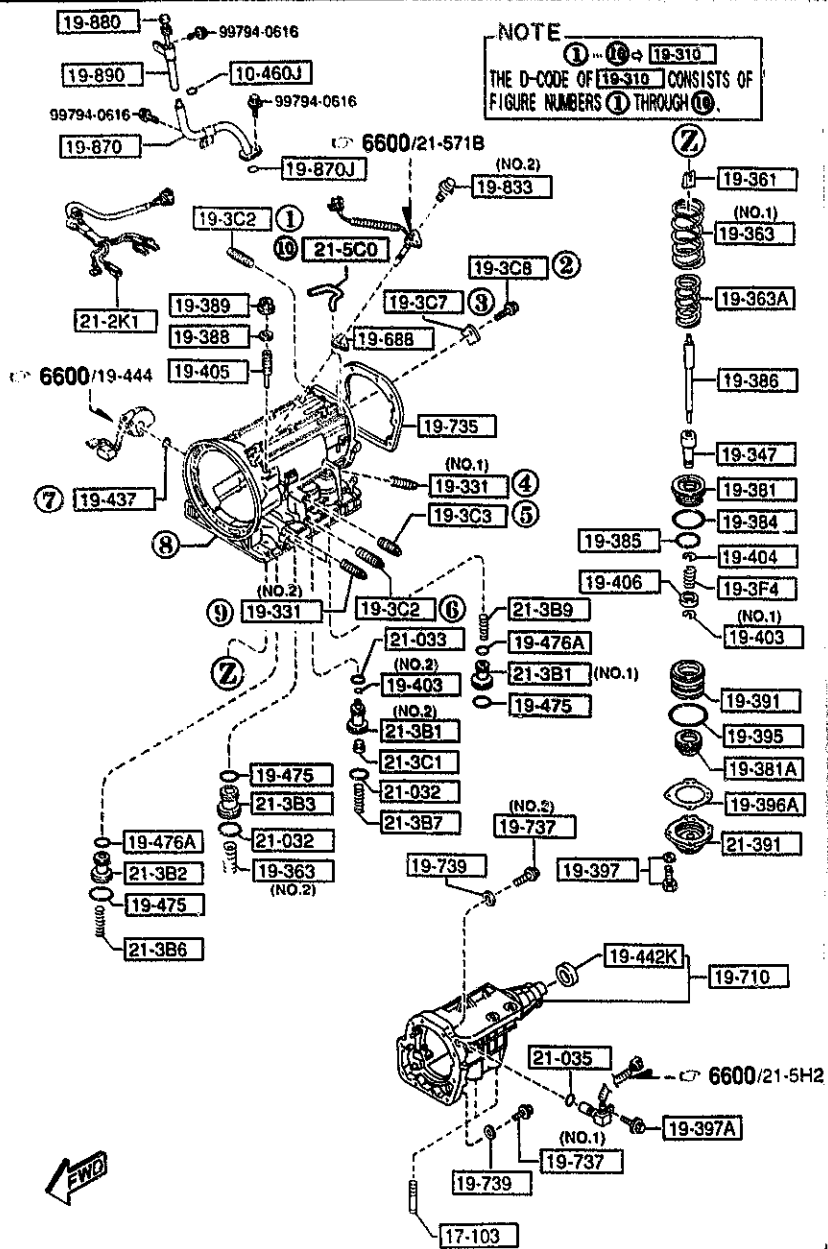


| PART NO. | QTY | MODEL/RESTRICTION | MODEL/RESTRICTION | MODEL/RESTRICTION | FROM-TO |
|--------------|-----|----------------------|-------------------|-------------------|---------|
| 56-176 | | HOLDER, JACK HANDLE | | | |
| FB01-56-176 | 1 | | | | |
| 56-81X | | FASTENER, DUCT PANEL | | | |
| FB01-56-81X | 5 | | | | |
| 66-367 | | CLIP | | | |
| GA98-66-367A | 1 | | | | |
| 93-4104 | | HOSE | | | |
| 99340-05540 | 1 | | | | |

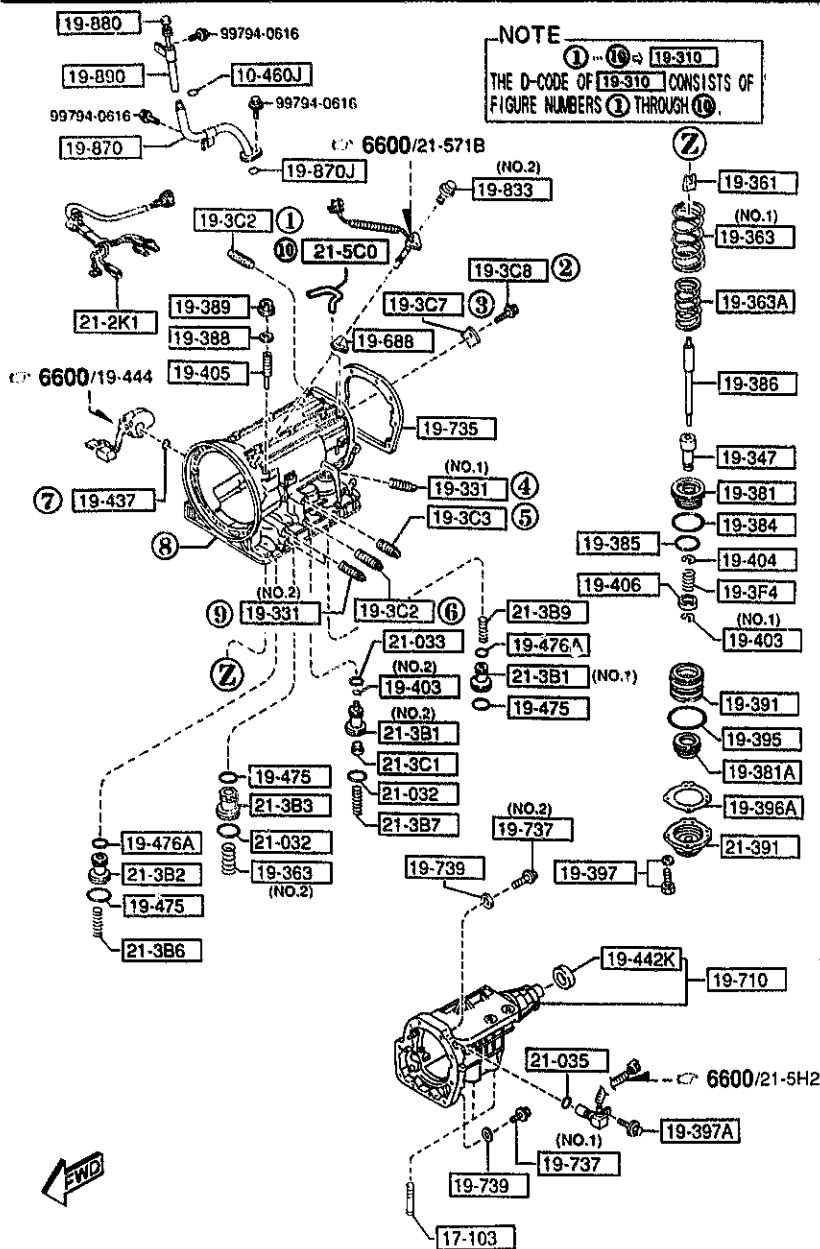
AUFA06

CAT. AUFA06-04

1997-01

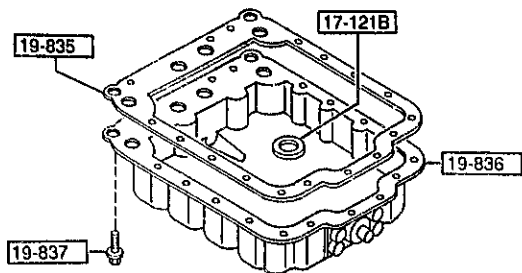
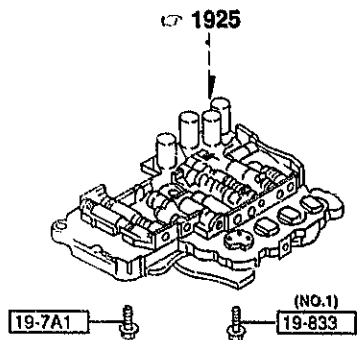


1920 AUTOMATIC TRANSMISSION CASE & MAIN CONTROL SYSTEM: (1/2)



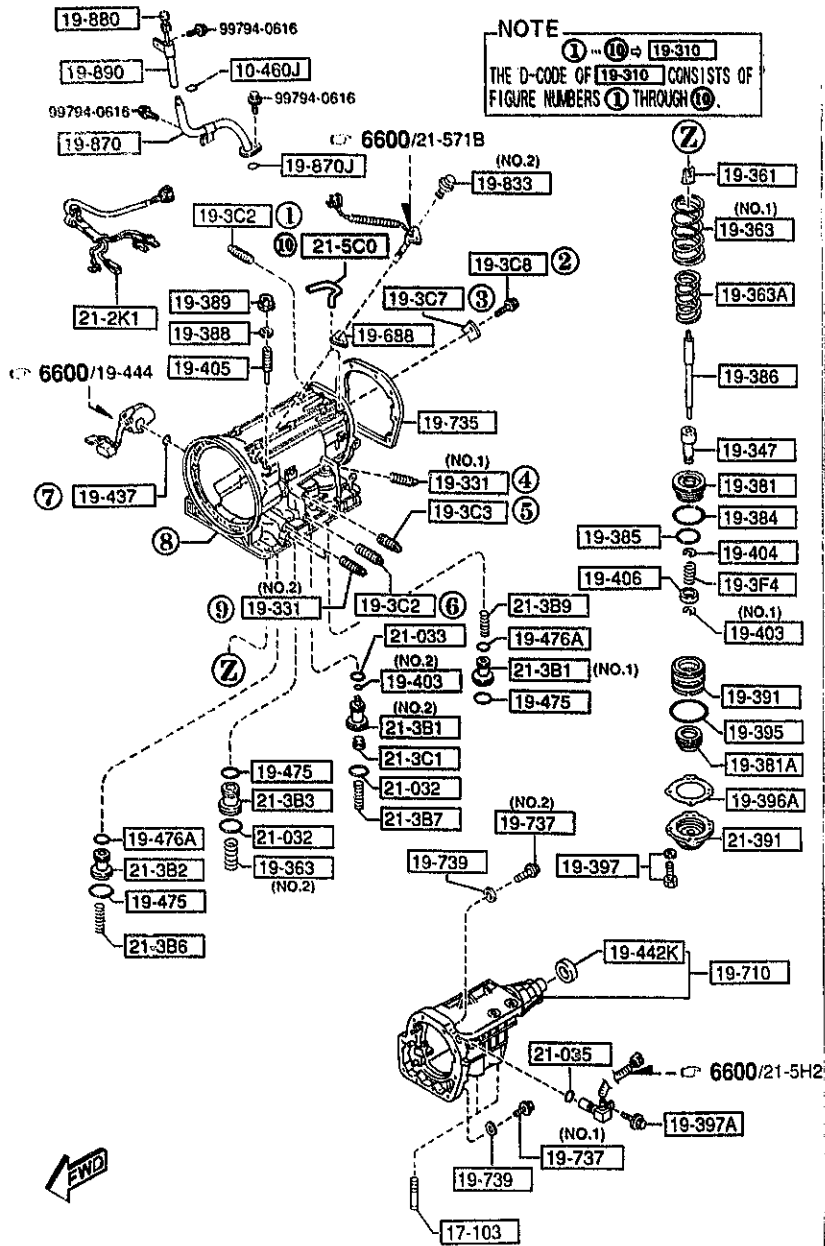
| PART NO. | QTY | MODEL/RESTRICTION | MODEL/RESTRICTION | MODEL/RESTRICTION | FROM TO |
|--------------------|-----|-----------------------|-------------------|-------------------|---------|
| 10-460J | | RING, "D" | | | |
| 99541-01201 | 1 | | | | |
| 17-103 | | BOLT | | | |
| R526-17-103 | 2 | | | | |
| 17-121B | | MAGNET | | | |
| F401-17-121 | 1 | | | | |
| 19-3C2 | | PLUG | | | |
| BV11-19-3C2 | 2 | | | | |
| 19-3C3 | | PLUG | | | |
| BV11-19-3C3 | 1 | | | | |
| 19-3C7 | | PLATE, BAFFLE | | | |
| BV11-19-3C7 | 1 | | | | |
| 19-3C8 | | BOLT, BAFFLE PLATE | | | |
| BV11-19-3C8 | 1 | | | | |
| 19-3F4 | | SPRING, PISTON RETURN | | | |
| BV11-19-3F4 | 1 | | | | |
| 19-310 | | CASE, T/MISSION | | | |
| BV56-19-310A | 1 | | | | |
| 19-331 | | PLUG, SQUARE HEAD | | | |
| BV11-19-331 | 1 | (ILLUST. NO. 1) | | | |
| 0338-19-331A | 3 | (ILLUST. NO. 2) | | | |
| 19-347 | | RETAINER, SERVO SPRIN | | | |
| BV11-19-347 | 1 | | | | |
| 19-361 | | STRUT, BAND | | | |
| BV11-19-361 | 1 | | | | |
| 19-363 | | SPRING, PISTON RETURN | | | |
| BV11-19-363 | 1 | (ILLUST. NO. 1) | | | |
| BV65-19-363 | 1 | (ILLUST. NO. 2) | | | |
| 5201 FD333 -400026 | | | | | |

-5201

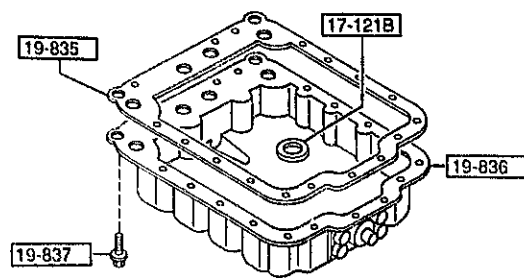
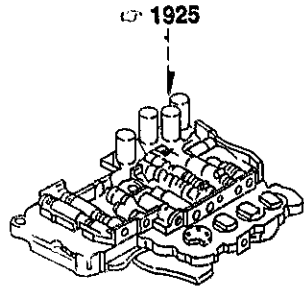


| PART NO. | QTY | MODEL/RESTRICTION | MODEL/RESTRICTION | MODEL/RESTRICTION | FROM-TO |
|--------------------|-----|-----------------------|-------------------|-------------------|---------|
| 19-343A | | SPRING, PISTON RETURN | | | |
| BV11-19-3F3 | 1 | | | | |
| 19-381 | | PISTON, BAND SERVO | | | |
| BV11-19-381 | 1 | | | | -5201 |
| BV12-19-381 | 1 | | | | 5201- |
| 19-381A | | PISTON, BAND SERVO | | | |
| BV65-21-321 | 1 | | | | |
| 19-384 | | SEAL, PISTON | | | |
| BV11-19-384 | 1 | | | | |
| 19-385 | | SEAL, PISTON | | | |
| BV11-19-385 | 1 | | | | |
| 19-386 | | STEM, PISTON | | | |
| BV11-19-386 | 1 | | | | -5201 |
| BV45-19-386 | 1 | | | | 5201- |
| 19-388 | | WASHER, PLAIN | | | |
| BV45-19-388 | 1 | | | | 5201- |
| 19-389 | | NUT | | | |
| BV12-19-389 | 1 | | | | |
| 19-391 | | RETAINER, SERVO | | | |
| BV11-19-391 | 1 | | | | |
| 19-395 | | RING, 'O' | | | |
| 0338-19-395 | 1 | | | | |
| 19-396A | | GASKET | | | |
| BV11-19-3J4 | 1 | | | | |
| 19-397 | | BOLT | | | |
| BV11-19-397 | 4 | | | | |
| 19-397A | | BOLT | | | |
| 0338-19-397 | 1 | | | | |
| 5201 FD333 -400026 | | | | | |

1920 AUTOMATIC TRANSMISSION CASE & MAIN CONTROL SYSTEM: (1/2)

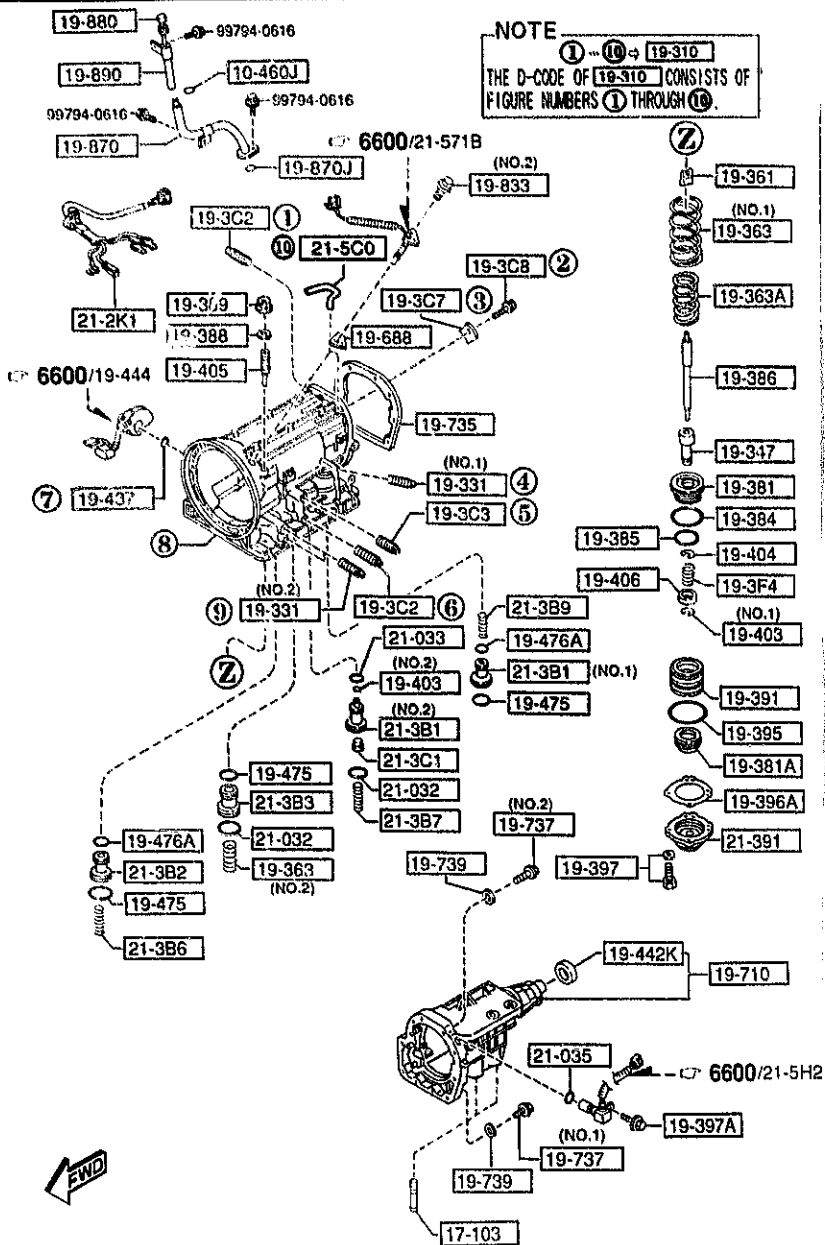


| PART NO. | QTY | MODEL/RESTRICTION | MODEL/RESTRICTION | MODEL/RESTRICTION | FROM-TO |
|--------------------|-----|-----------------------|-------------------|-------------------|---------|
| 19-403 | | RING, SNAP-PISTON STE | | | |
| BV11-19-403 | 1 | M LOW (ILLUST. NO.1) | | | |
| BV35-19-403 | 1 | (ILLUST. NO.2) | | | |
| 19-404 | | RING, SNAP-PISTON STE | | | |
| BV11-19-404 | 1 | M UP | | | -5201 |
| 19-405 | | PIN | | | |
| BV11-19-405 | 1 | | | | |
| 19-406 | | RETAINER, SPRING-PSTN | | | |
| BV11-19-406 | 1 | STEM | | | |
| 19-437 | | SEAL, MANUAL SHAFT LE | | | |
| BV11-19-437 | 1 | VER | | | |
| 19-442K | | SEAL, OIL | | | |
| BV65-19-437 | 1 | | | | |
| 19-475 | | SEAL, 'O'RING | | | |
| BV11-19-475 | 3 | | | | |
| 19-476A | | RING, 'O' | | | |
| BV11-19-476 | 2 | | | | |
| 19-688 | | GASKET, GOVERNOR | | | |
| BV56-19-688 | 1 | | | | |
| 19-7A1 | | BOLT | | | |
| BV11-19-7A3 | 7 | | | | |
| 19-710 | | HOUSING, EXTENSION | | | |
| BV65-19-710 | 1 | | | | |
| 19-735 | | GASKET, EXTENSION | | | |
| BV60-19-735 | 1 | | | | |
| 19-737 | | BOLT | | | |
| BV12-19-737 | 3 | (ILLUST. NO.1) | | | |
| BV40-19-737 | 5 | (ILLUST. NO.2) | | | |
| 5201 FD333 -400026 | | | | | |



| PART NO. | QTY | MODEL/RESTRICTION | MODEL/RESTRICTION | MODEL/RESTRICTION | FROM-TO |
|-------------|-------------------|------------------------------|-------------------|-------------------|---------|
| 19-739 | | WASHER, PLAIN | | | |
| 0338-19-739 | 10 | | | | |
| 19-833 | | BOLT, CONTROL VALVE | | | |
| BV11-19-833 | 13 (ILLUST. NO.1) | | | | |
| BV56-19-833 | 2 (ILLUST. NO.2) | | | | |
| 19-835 | | GASKET, OIL PAN | | | |
| BV60-19-835 | 1 | | | | |
| 19-836 | | PAN, OIL | | | |
| BV65-19-836 | 1 | | | | |
| 19-837 | | BOLT, OIL PAN | | | |
| 0338-19-837 | 18 | | | | |
| 19-870 | | TUBE, OIL LEVEL | | | |
| BV65-19-870 | 1 | | | | |
| 19-870J | | RING, 'O' | | | |
| 99541-01601 | 1 | | | | |
| 19-880 | | GAUGE, OIL LEVEL | | | |
| BV45-19-880 | 1 | | | | |
| 19-890 | | TUBE, OIL FILTER-UPPER | | | |
| BV65-19-890 | 1 | | | | |
| 21-032 | | RING, 'O'-UP. ACCUM 2ND PIS | | | |
| BV11-21-032 | 2 | | | | |
| 21-033 | | RING, 'O'-ACCUM. CLUTCH | | | |
| BV11-21-033 | 1 | | | | |
| 21-035 | | RING, 'O'-ACCUM. FOR. CLUTCH | | | |
| BV11-21-035 | 1 | | | | |
| 21-2K1 | | TERMINAL | | | |
| BV65-21-2K1 | 1 | | | | |

1920 AUTOMATIC TRANSMISSION CASE & MAIN CONTROL SYSTEM: (1/2)

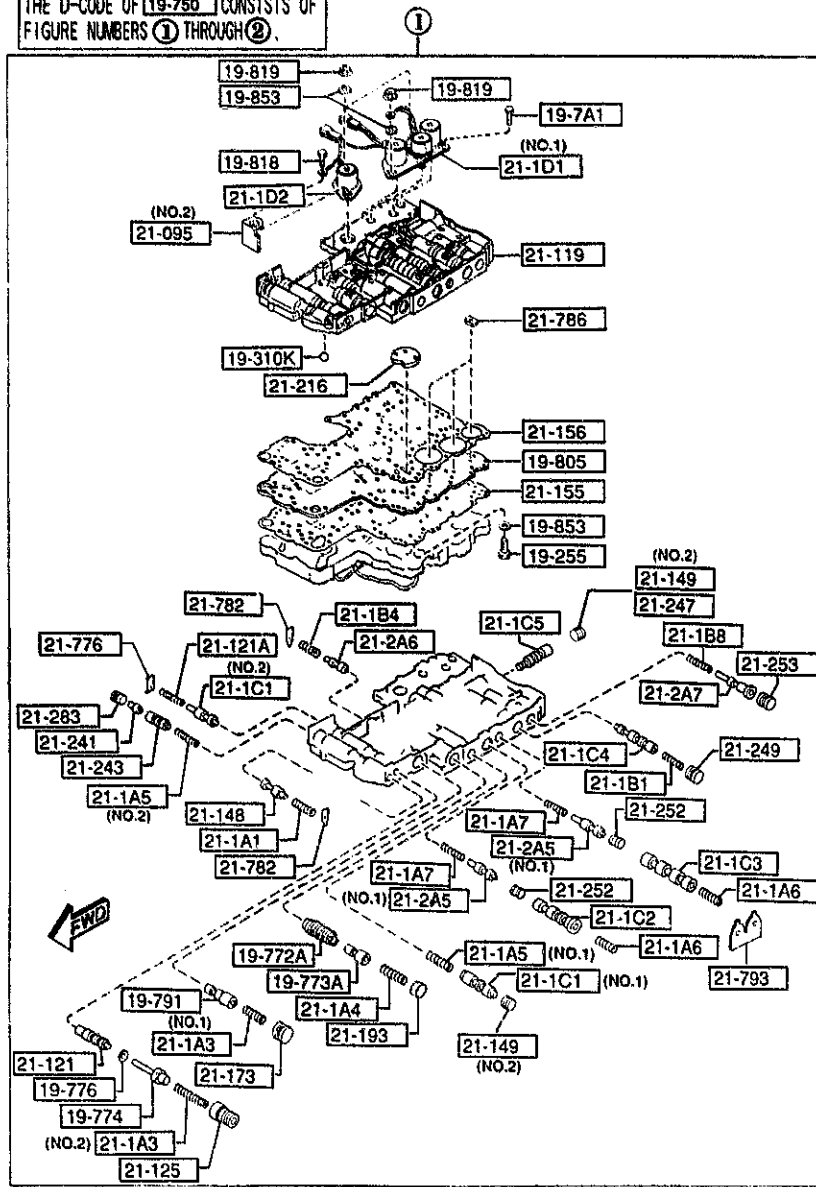


| PART NO. | QTY | MODEL/RESTRICTION | MODEL/RESTRICTION | MODEL/RESTRICTION | FROM-TO |
|--------------------|-----|-----------------------|-------------------|-------------------|---------|
| 21-3B1 | | PISTON, ACCUMULATOR | | | |
| BV11-21-3B1 | 1 | (ILLUST. NO.1) | | | |
| BV65-21-3B1 | 1 | (ILLUST. NO.2) | | | |
| 21-3B2 | | PISTON, ACCUMULATOR | | | |
| BV11-21-3B2 | 1 | | | | |
| 21-3B3 | | PISTON, ACCUMULATOR | | | |
| BV11-21-3B3 | 1 | | | | |
| 21-3B6 | | SPRING, ACCUMULATOR | | | |
| BV11-21-3B6 | 1 | | | | |
| 21-3B7 | | SPRING, ACCUMULATOR | | | |
| BV45-21-3B7 | 1 | | | | |
| 21-3B9 | | SPRING, PISTON RETURN | | | |
| BV11-21-3B9 | 1 | | | | |
| 21-3C1 | | RET, ACCUM | | | |
| BV40-21-3C1 | 1 | | | | |
| 21-391 | | RETAINER, SERVO | | | |
| BV65-21-391 | 1 | | | | |
| 21-5C0 | | BREATHER | | | |
| *BV71-21-5C1 | 1 | | | | |
| 5A02 FD333 -400531 | | | | | |

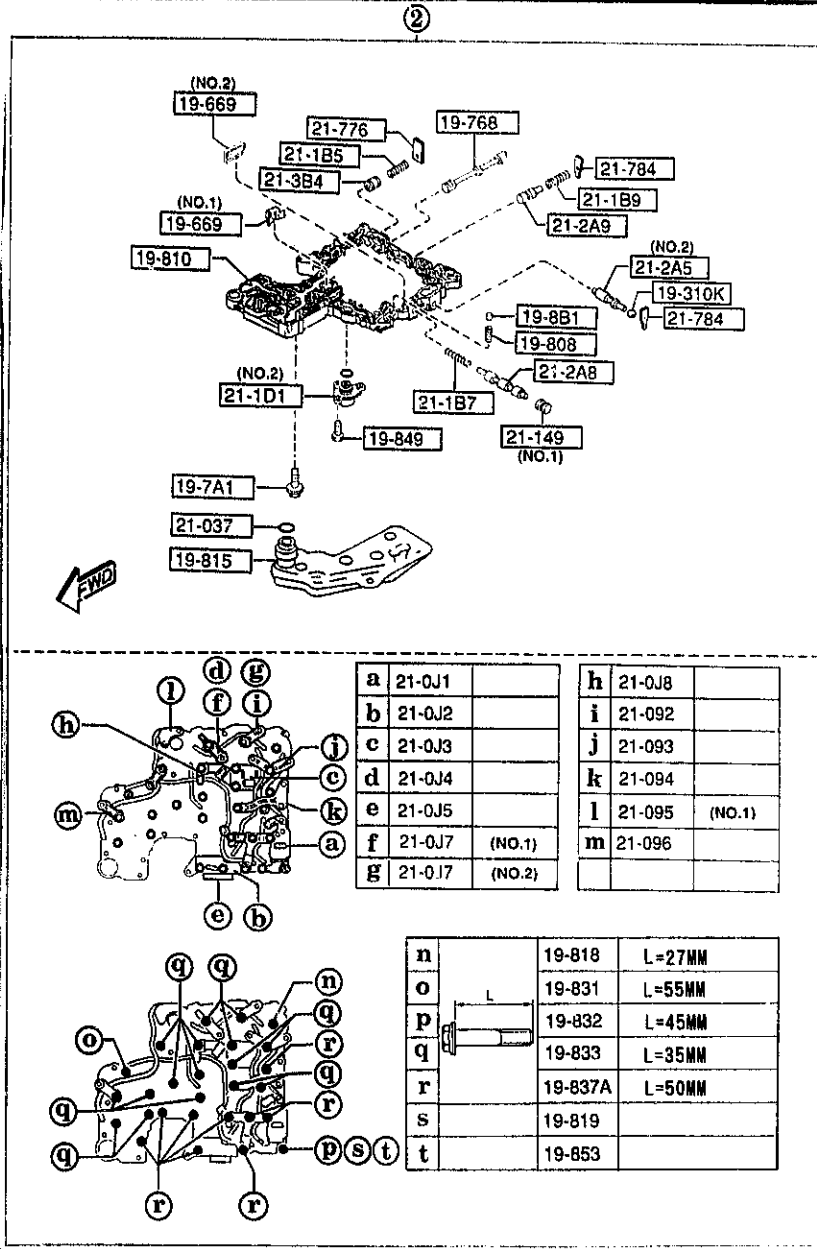
5A02-

NOTE

① -- ② --> 19-750
 THE D-CODE OF 19-750 CONSISTS OF
 FIGURE NUMBERS ① THROUGH ②.



AUFA06



AUFA06

| | | | | | |
|---|---------------|--|---|---------------|--|
| a | 21-0J1 | | h | 21-0J8 | |
| b | 21-0J2 | | i | 21-092 | |
| c | 21-0J3 | | j | 21-093 | |
| d | 21-0J4 | | k | 21-094 | |
| e | 21-0J5 | | l | 21-095 (NO.1) | |
| f | 21-0J7 (NO.1) | | m | 21-096 | |
| g | 21-0J7 (NO.2) | | | | |

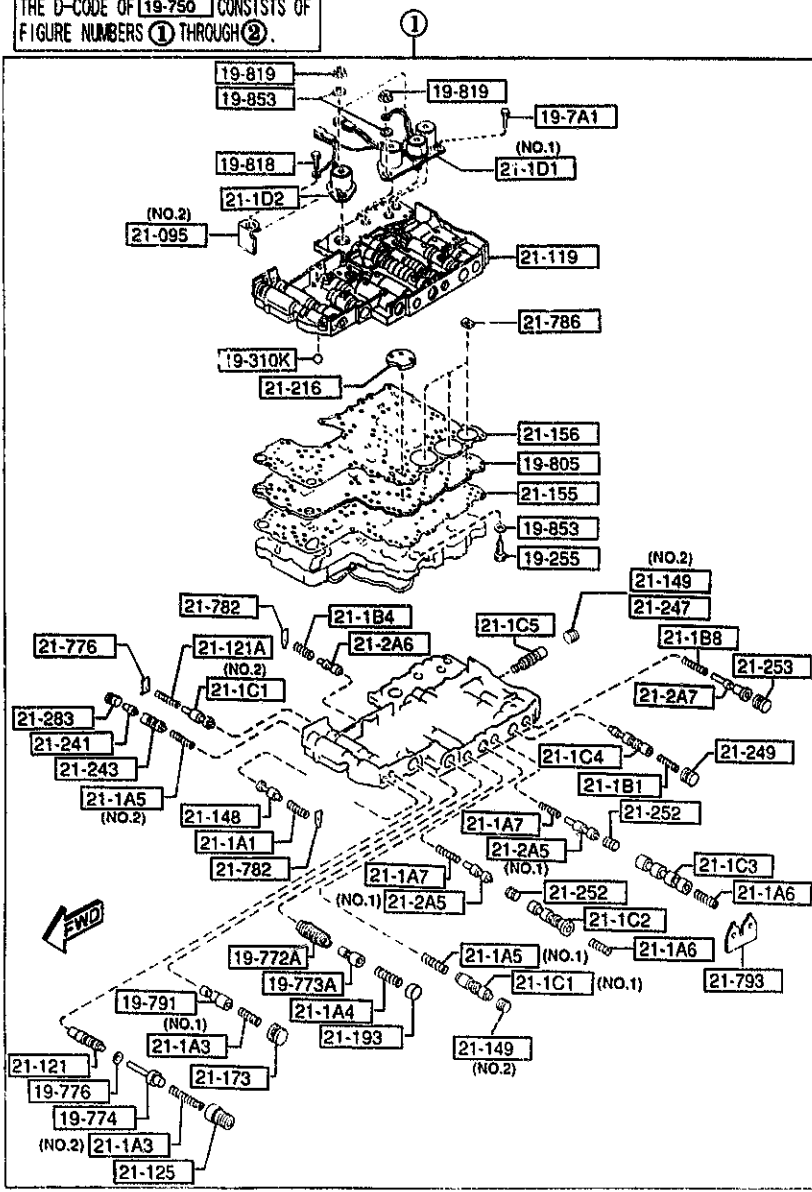
| | | |
|---|---------|--------|
| n | 19-818 | L=27MM |
| o | 19-831 | L=55MM |
| p | 19-832 | L=45MM |
| q | 19-833 | L=35MM |
| r | 19-837A | L=50MM |
| s | 19-819 | |
| t | 19-853 | |

1925 AUTOMATIC TRANSMISSION CONTROL VALVE

(1/2)

NOTE

① → ② → 19-750
 THE D-CODE OF 19-750 CONSISTS OF
 FIGURE NUMBERS ① THROUGH ②.

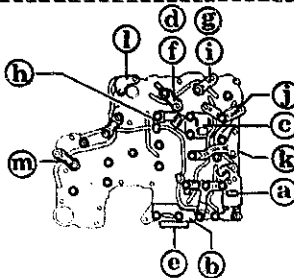
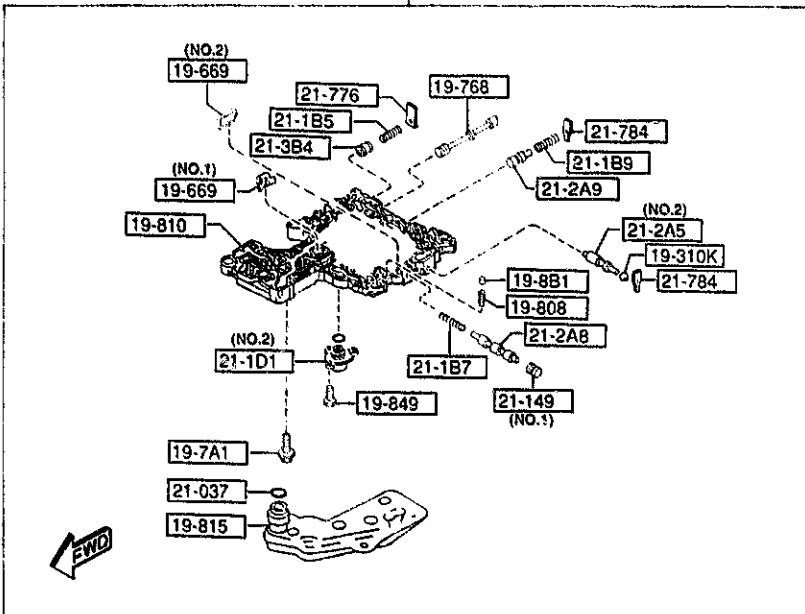


| PART NO. | QTY | MODEL/RESTRICTION | MODEL/RESTRICTION | MODEL/RESTRICTION | FROM-TO |
|--------------------|-----|----------------------|-------------------|-------------------|---------|
| 19-255 | | BOLT | | | |
| BV50-19-255 | 1 | | | | |
| 19-310K | | BALL, STEEL | | | |
| 99611-1750 | 2 | | | | -5801 |
| 19-669 | | FILTER, GOVERNOR | | | |
| BV11-19-669 | 1 | (ILLUST. NO. 1) | | | |
| BV50-19-669 | 1 | (ILLUST. NO. 2) | | | |
| 19-7A1 | | BOLT | | | |
| BV11-19-7A1 | 2 | | | | |
| 19-750 | | VALVE, CONTROL | | | |
| BV65-19-750A | 1 | | | | |
| 19-768 | | VALVE, MANUAL | | | |
| BV11-19-768 | 1 | | | | |
| 19-772A | | SLEEVES, ACCUMULATOR | | | |
| BV11-19-772 | 1 | | | | |
| 19-773A | | VALVE, ACCUMULATOR | | | |
| BV11-19-773 | 1 | | | | |
| 19-774 | | PLUG, REGULATOR | | | |
| BV45-19-774 | 1 | | | | |
| 19-776 | | SHEET, SPRING | | | |
| BV11-19-776 | 1 | | | | |
| 19-791 | | VALVE, MODIFIER | | | |
| BV11-19-791 | 1 | | | | |
| 19-8B1 | | VALVE, ORIFICE CHECK | | | |
| BV30-19-8B1 | 1 | | | | |
| 19-805 | | PLATE, SEPARATOR | | | |
| BV56-19-805 | 1 | | | | |
| 5801 FD333 -400230 | | | | | |

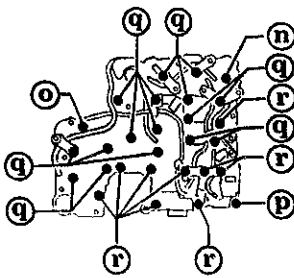
AUFA06

CAT. AUFA06-04

1997-01



| | | | | | |
|---|---------------|--|---|---------------|--|
| a | 21-0J1 | | h | 21-0J8 | |
| b | 21-0J2 | | i | 21-092 | |
| c | 21-0J3 | | j | 21-093 | |
| d | 21-0J4 | | k | 21-094 | |
| e | 21-0J5 | | l | 21-095 (NO.1) | |
| f | 21-0J7 (NO.1) | | m | 21-096 | |
| g | 21-0J7 (NO.2) | | | | |



| | | |
|---|---------|--------|
| n | 19-818 | L=27MM |
| o | 19-831 | L=55MM |
| p | 19-832 | L=45MM |
| q | 19-833 | L=35MM |
| r | 19-837A | L=50MM |
| s | 19-819 | |
| t | 19-853 | |

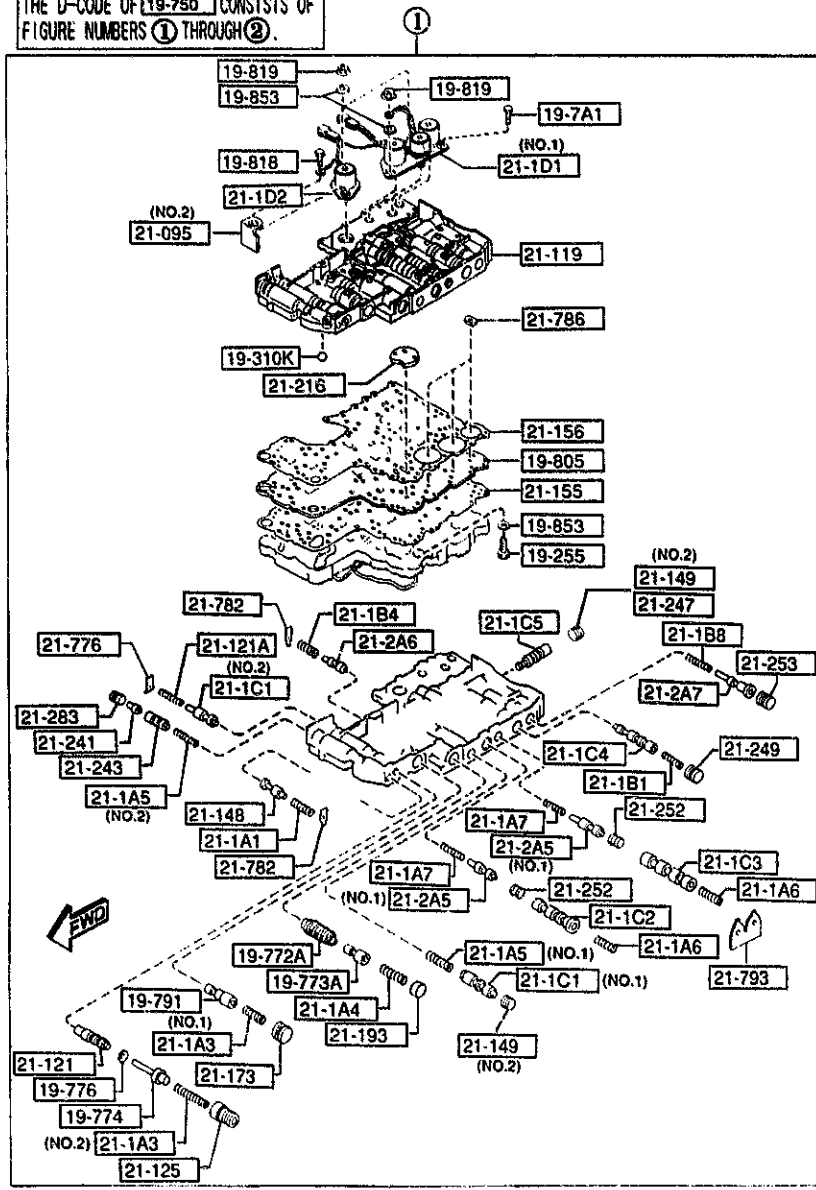
| PART NO. | QTY | MODEL/RESTRICTION | MODEL/RESTRICTION | MODEL/RESTRICTION | FROM-TO |
|-------------|-----|-----------------------|-------------------|-------------------|---------|
| 19-808 | | SPRING | | | |
| 0338-19-808 | 1 | | | | |
| 19-810 | | BODY, LWR-CONT. VALVE | | | |
| BV40-19-810 | 1 | | | | |
| 19-815 | | STRAINER, OIL | | | |
| BV65-19-815 | 1 | | | | |
| 19-818 | | BOLT | | | |
| BV11-19-818 | 2 | | | | |
| 19-819 | | NUT | | | |
| BV11-19-819 | 4 | | | | |
| 19-831 | | BOLT, CONTROL VALVE | | | |
| BV11-19-831 | 1 | | | | |
| 19-832 | | BOLT, CONTROL VALVE | | | |
| BV50-19-832 | 1 | | | | |
| 19-833 | | BOLT, CONTROL VALVE | | | |
| BV11-19-833 | 16 | | | | |
| 19-837A | | BOLT, CONTROL VALVE | | | |
| BV11-19-837 | 9 | | | | |
| 19-849 | | BOLT | | | |
| BV11-19-849 | 2 | | | | |
| 19-853 | | WASHER | | | |
| BV11-19-853 | 6 | | | | |
| 21-0J1 | | CLIP, HARNESS | | | |
| BV50-21-0J1 | 1 | | | | |
| 21-0J2 | | CLIP, HARNESS | | | |
| BV45-19-0J2 | 1 | | | | |
| 21-0J3 | | CLIP, HARNESS | | | |
| BV11-21-0J3 | 1 | | | | |

1925 AUTOMATIC TRANSMISSION CONTROL VALVE

(1/2)

NOTE

① → ② → 19-750
 THE D-CODE OF 19-750 CONSISTS OF
 FIGURE NUMBERS ① THROUGH ②.



| PART NO. | QTY | MODEL/RESTRICTION | MODEL/RESTRICTION | MODEL/RESTRICTION | FROM-TO |
|--------------------|-----|-----------------------------|-------------------|-------------------|---------|
| 21-0J4 | | CLIP, HARNESS | | | |
| BV11-21-0J4 | 1 | | | | |
| 21-0J5 | | CLIP, HARNESS | | | |
| BV11-21-0J5 | 1 | | | | |
| 21-0J7 | | BRACKET, TUBE | | | |
| BV11-21-0J7A | 1 | (ILLUST. NO.1) | | | |
| BV56-21-0J7 | 1 | (ILLUST. NO.2) | | | -4C10 |
| 21-0J8 | | BRACKET, TUBE | | | |
| BV11-21-0J8 | 1 | | | | |
| 21-037 | | RING, 'O' | | | |
| BV11-21-037 | 1 | | | | |
| 21-092 | | BRACKET, TUBE | | | |
| BV11-21-092 | 1 | | | | |
| 21-093 | | BRACKET, TUBE | | | |
| BV11-21-093 | 1 | | | | -4903 |
| BV12-21-093 | 1 | | | | 4903- |
| 21-094 | | BRACKET, TUBE | | | |
| BV35-21-094 | 1 | | | | -4903 |
| 21-095 | | BRACKET | | | |
| BV11-21-095 | 1 | (ILLUST. NO.1) | | | |
| BV56-21-095 | 1 | (ILLUST. NO.2) | | | |
| 21-096 | | BRACKET, TUBE | | | |
| BV11-21-096 | 1 | | | | |
| 21-1A1 | | SPRING, VALVE | | | |
| BV65-21-1A1 | 1 | | | | |
| 21-1A3 | | SPRING, VALVE | | | |
| BV11-21-1A3 | 1 | L=31.95MM (ILLUST. NO.1) | | | |
| BV40-21-1A3 | 1 | (ILLUST. NO.2) | | | |
| 4903 FB333 -400005 | | | | | |
| 4C10 FB333 -400023 | | | | | |

AUFA06

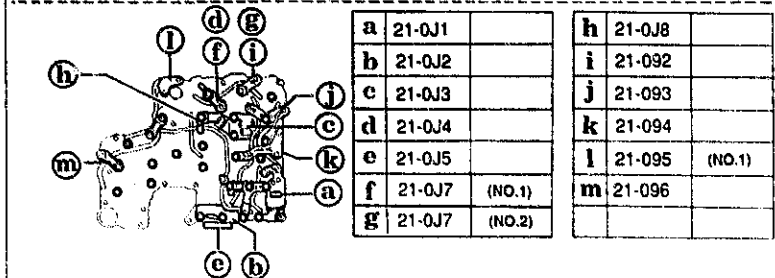
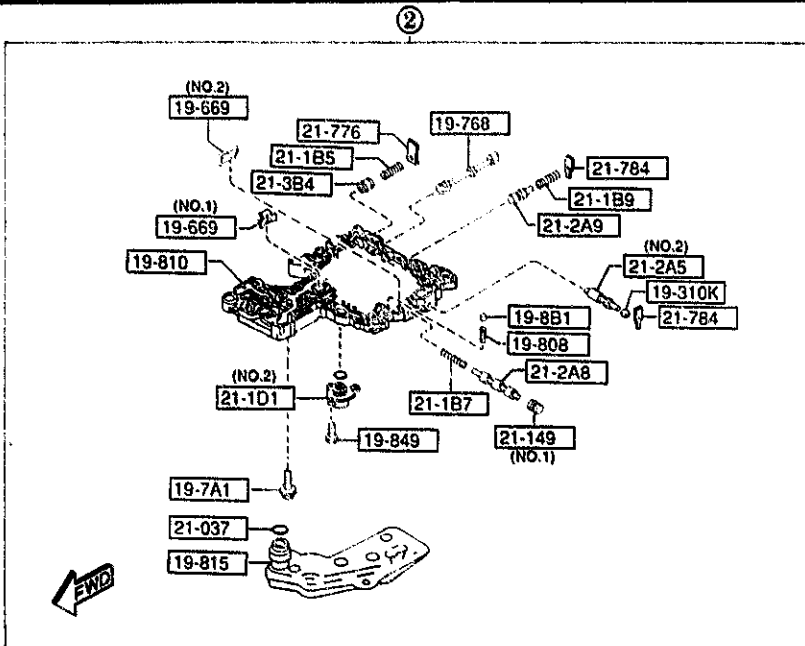
CAT. AUFA06-04

1997-01

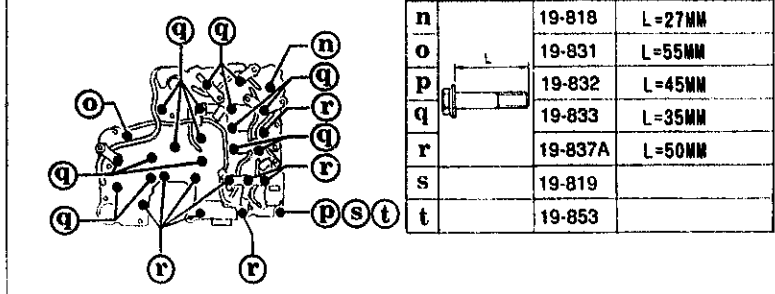
1-F10

1925 AUTOMATIC TRANSMISSION CONTROL VALVE

(2/2)



| | | | | | |
|---|---------------|--|---|---------------|--|
| a | 21-0J1 | | h | 21-0J8 | |
| b | 21-0J2 | | i | 21-092 | |
| c | 21-0J3 | | j | 21-093 | |
| d | 21-0J4 | | k | 21-094 | |
| e | 21-0J5 | | l | 21-095 (NO.1) | |
| f | 21-0J7 (NO.1) | | m | 21-096 | |
| g | 21-0J7 (NO.2) | | | | |



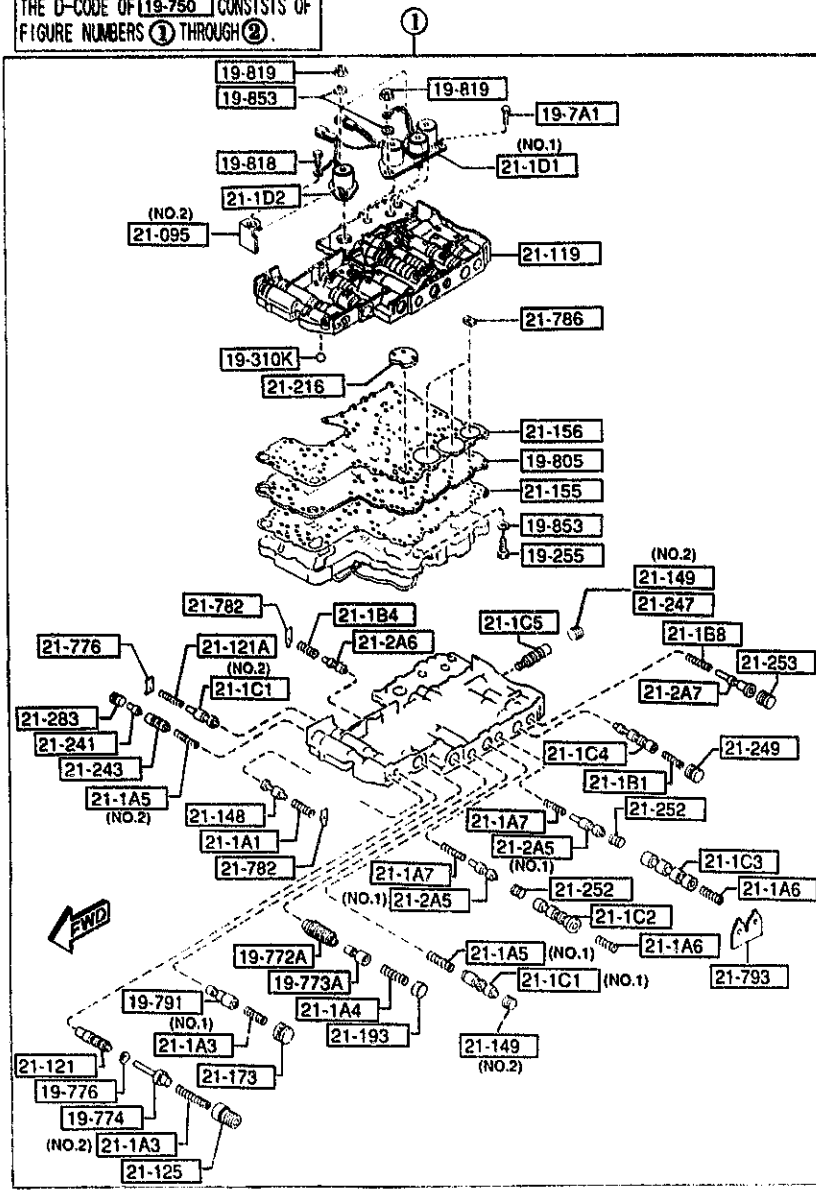
| | | |
|---|---------|--------|
| n | 19-818 | L=27MM |
| o | 19-831 | L=55MM |
| p | 19-832 | L=45MM |
| q | 19-833 | L=35MM |
| r | 19-837A | L=50MM |
| s | 19-819 | |
| t | 19-853 | |

| PART NO. | QTY | MODEL/RESTRICTION | MODEL/RESTRICTION | MODEL/RESTRICTION | FROM-TO |
|--------------------|-----|------------------------|-------------------|-------------------|---------|
| 21-1A4 | | SPRING, VALVE | | | |
| BV11-21-1A4 | 1 | L=32.6M | | | |
| 21-1A5 | | SPRING, VALVE | | | |
| BV11-21-1A5 | 1 | L=32.8M (ILLUST. NO.1) | | | |
| BV56-21-1A5 | 1 | (ILLUST. NO.2) | | | |
| 21-1A6 | | SPRING, VALVE | | | |
| BV11-21-1A6 | 2 | | | | |
| 21-1A7 | | SPRING, VALVE | | | |
| BV11-21-1A7 | 2 | | | | |
| 21-1B1 | | SPRING, VALVE | | | |
| BV11-21-1B1 | 1 | | | | |
| 21-1B4 | | SPRING, VALVE | | | |
| BV11-21-1B4 | 1 | | | | |
| 21-1B5 | | SPRING, VALVE | | | |
| BV12-21-1B5 | 1 | | | | |
| 21-1B7 | | SPRING, VALVE | | | |
| BV11-21-1B7 | 1 | | | | |
| BV11-21-1B7 | 2 | | | | |
| 21-1B8 | | SPRING, VALVE | | | |
| BV45-21-1B8 | 1 | | | | |
| 21-1B9 | | SPRING, VALVE | | | |
| BV11-21-1B9 | 1 | | | | |
| 21-1C1 | | VALVE, SHIFT | | | |
| BV11-21-1C1 | 1 | (ILLUST. NO.1) | | | |
| BV40-21-1C1 | 1 | (ILLUST. NO.2) | | | |
| 21-1C2 | | VALVE, SHIFT | | | |
| BV11-21-1C2 | 1 | | | | |
| 5801 FD333 -400230 | | | | | |

-5801
5801-

NOTE

① → ② → 19-750
 THE D-CODE OF 19-750 CONSISTS OF
 FIGURE NUMBERS ① THROUGH ②.

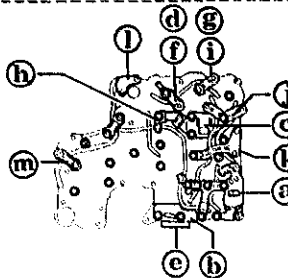
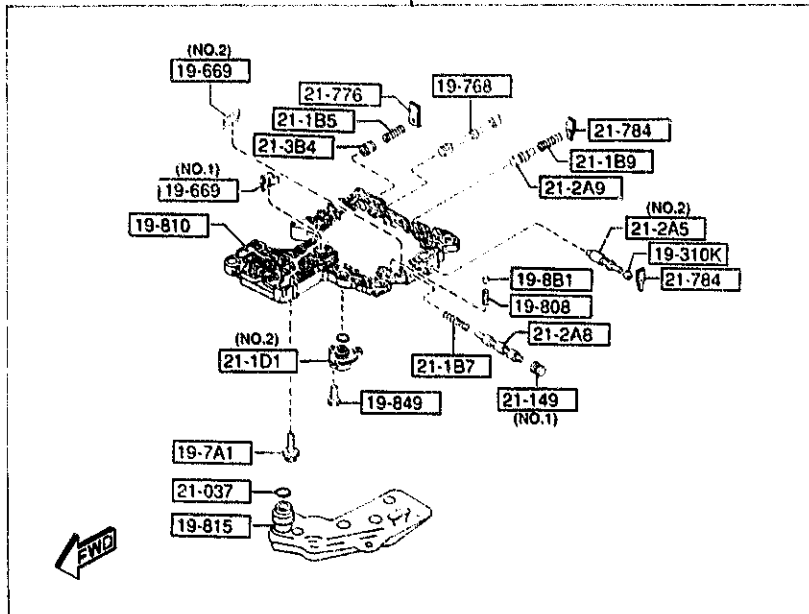


| PART NO. | QTY | MODEL/RESTRICTION | MODEL/RESTRICTION | MODEL/RESTRICTION | FROM-TO |
|--|-----|----------------------------|-------------------|-------------------|---------|
| 21-1C3 | | VALVE, SHIFT | | | |
| BV11-21-1C3 | 1 | | | | |
| 21-1C4 | | VALVE, SHIFT | | | |
| BV11-21-1C4 | 1 | | | | |
| 21-1C5 | | VALVE, SHIFT | | | |
| BV45-21-1C5 | 1 | | | | -5C01 |
| *BV55-21-1C5 | 1 | | | | 5C01- |
| 21-1D1 | | SOLENOID | | | |
| BV11-21-1D1 | 1 | (ILLUST. NO. 1) | | | |
| BV45-21-1D1 | 1 | (ILLUST. NO. 2) | | | -4C10 |
| A (BV65-21-1D1) | 1 | (ILLUST. NO. 2) | | | 4C10- |
| 21-1D2 | | SOLENOID | | | |
| BV11-21-1D2 | 1 | | | | |
| 21-119 | | BODY, UPPER-CONTROL | | | |
| BV40-21-119 | 1 | | | | |
| 21-121 | | VALVE | | | |
| BV11-21-121 | 1 | | | | |
| 21-121A | | SPRING, VALVE | | | |
| BV45-21-121 | 1 | | | | |
| 21-125 | | SLEEVE, PLUG REGULATO R | | | |
| BV11-21-125 | 1 | | | | |
| 21-148 | | VALVE, CONVR RELIEF | | | |
| BV11-21-148 | 1 | | | | |
| 21-149 | | PLUG, STOPPER | | | |
| BV11-21-149 | 1 | (ILLUST. NO. 1) | | | |
| BV30-21-149 | 2 | (ILLUST. NO. 2) | | | -5C01 |
| 21-155 | | GASKET, BODY-LWR | | | |
| BV40-21-155 | 1 | | | | |
| 4C10 FD333 -400023 5C01 FD333 -400331 | | | | | |

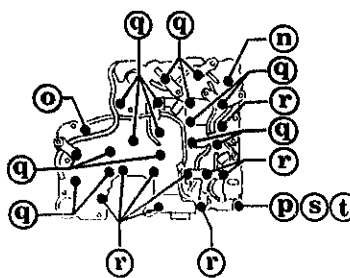
1925 AUTOMATIC TRANSMISSION CONTROL VALVE

(2/2)

1925 -6 AUTOMATIC TRANSMISSION CONTROL VALVE



| | | | | | |
|---|--------|--------|---|--------|--------|
| a | 21-0J1 | | h | 21-0J8 | |
| b | 21-0J2 | | i | 21-092 | |
| c | 21-0J3 | | j | 21-093 | |
| d | 21-0J4 | | k | 21-094 | |
| e | 21-0J5 | | l | 21-095 | (NO.1) |
| f | 21-0J7 | (NO.1) | m | 21-096 | |
| g | 21-0J7 | (NO.2) | | | |



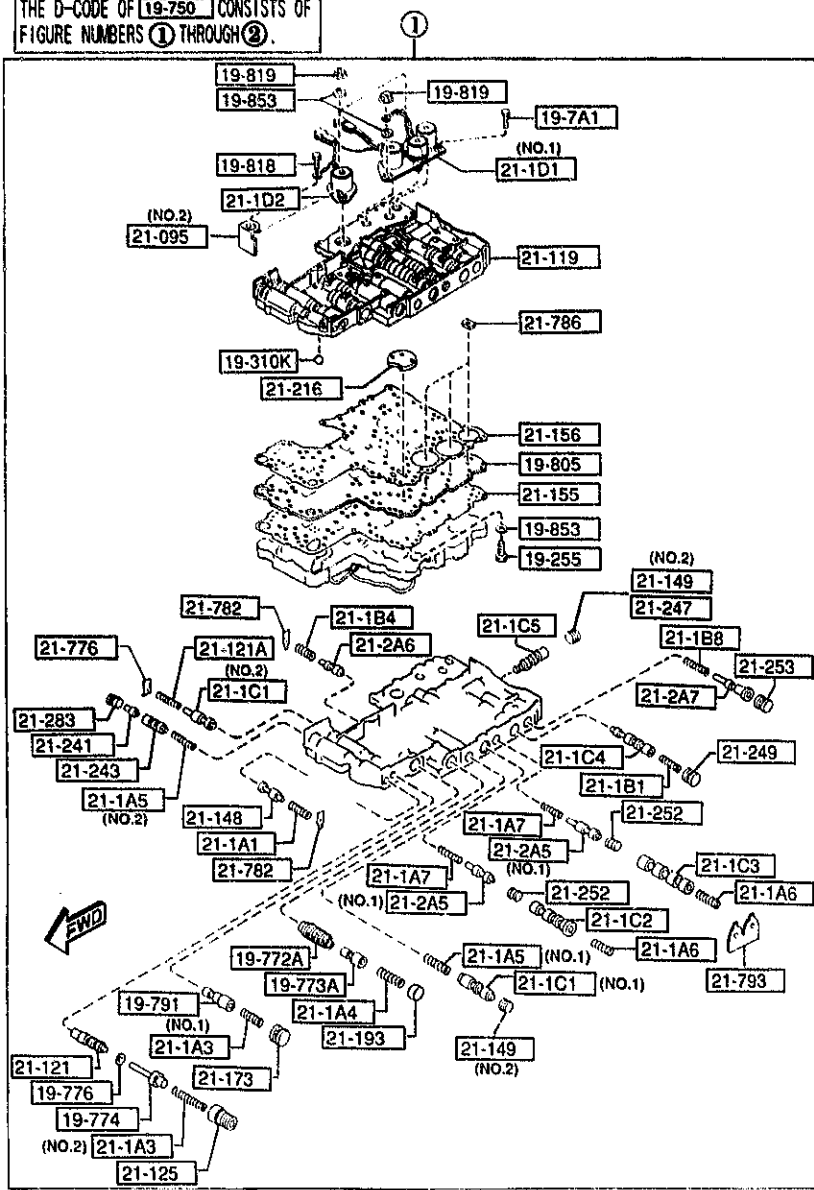
| | | |
|---|---------|--------|
| n | 19-818 | L=27MM |
| o | 19-831 | L=55MM |
| p | 19-832 | L=45MM |
| q | 19-833 | L=35MM |
| r | 19-837A | L=50MM |
| s | 19-819 | |
| t | 19-853 | |

| PART NO. | QTY | MODEL/RESTRICTION | MODEL/RESTRICTION | MODEL/RESTRICTION | FROM-TO |
|-------------|-----|--------------------|-------------------|-------------------|---------|
| 21-156 | | GASKET, BODY-UPP | | | |
| BV40-21-156 | 1 | | | | |
| 21-173 | | PLUG, STOPPER | | | |
| BV11-21-173 | 1 | | | | |
| 21-193 | | PLUG, STOPPER | | | |
| BV11-21-193 | 1 | | | | |
| 21-2A5 | | VALVE, SPOOL | | | |
| BV11-21-2A5 | 2 | (ILLUST. NO.1) | | | |
| BV12-21-2A5 | 1 | (ILLUST. NO.2) | | | |
| 21-2A6 | | VALVE, SPOOL | | | |
| BV11-21-2A6 | 1 | | | | |
| 21-2A7 | | VALVE, SPOOL | | | |
| BV11-21-2A7 | 1 | | | | |
| 21-2A8 | | VALVE, SPOOL | | | |
| BV11-21-2A8 | 1 | | | | |
| 21-2A9 | | VALVE, SPOOL | | | |
| BV35-21-2A9 | 1 | | | | -5C01 |
| BV3C-21-2A4 | 1 | | | | 5C01- |
| 21-216 | | PLATE 'E', SIDE | | | |
| BV11-21-216 | 1 | | | | |
| 21-241 | | SLEEVE, LOCK UP | | | |
| BV40-21-241 | 1 | | | | |
| 21-243 | | VALVE, 3RD LOCK UP | | | |
| BV40-21-243 | 1 | | | | |
| 21-247 | | PLUG, STOPPER | | | |
| BV30-21-247 | 1 | | | | -5C01 |
| 21-249 | | PLUG | | | |
| BV56-21-249 | 1 | | | | |

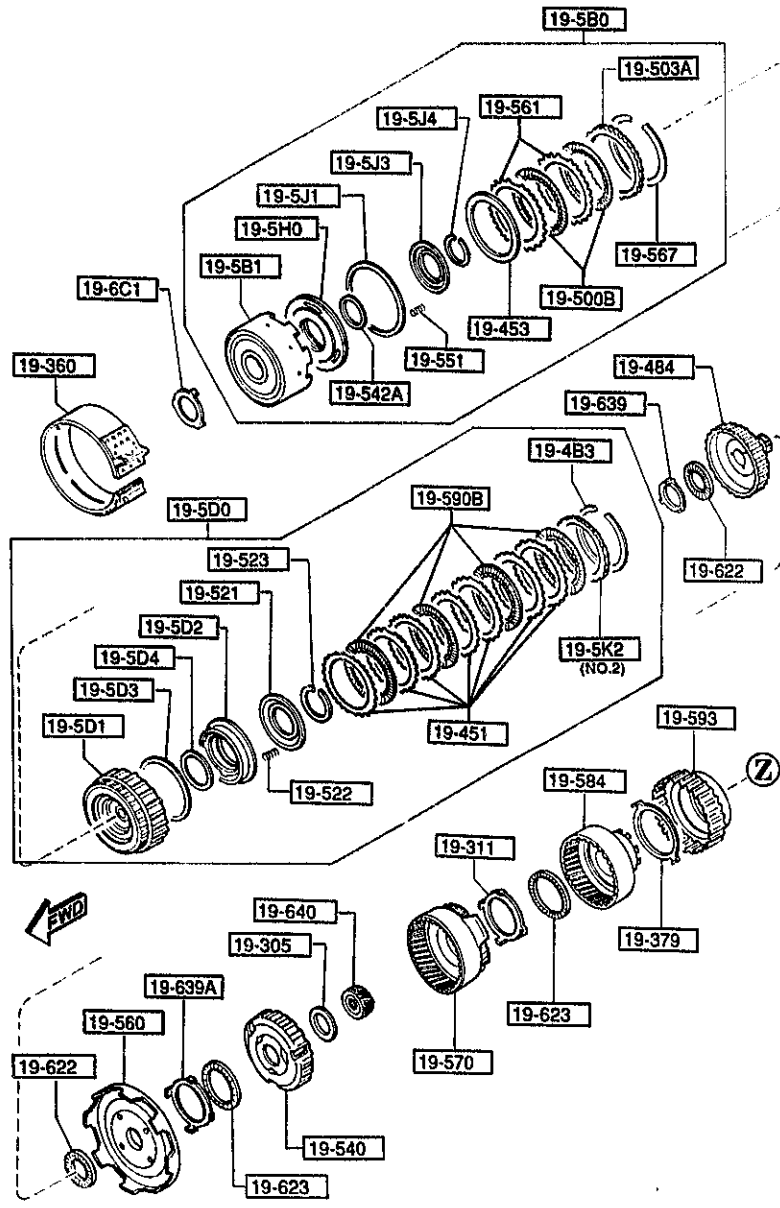
5C01 FD333 -400331

NOTE

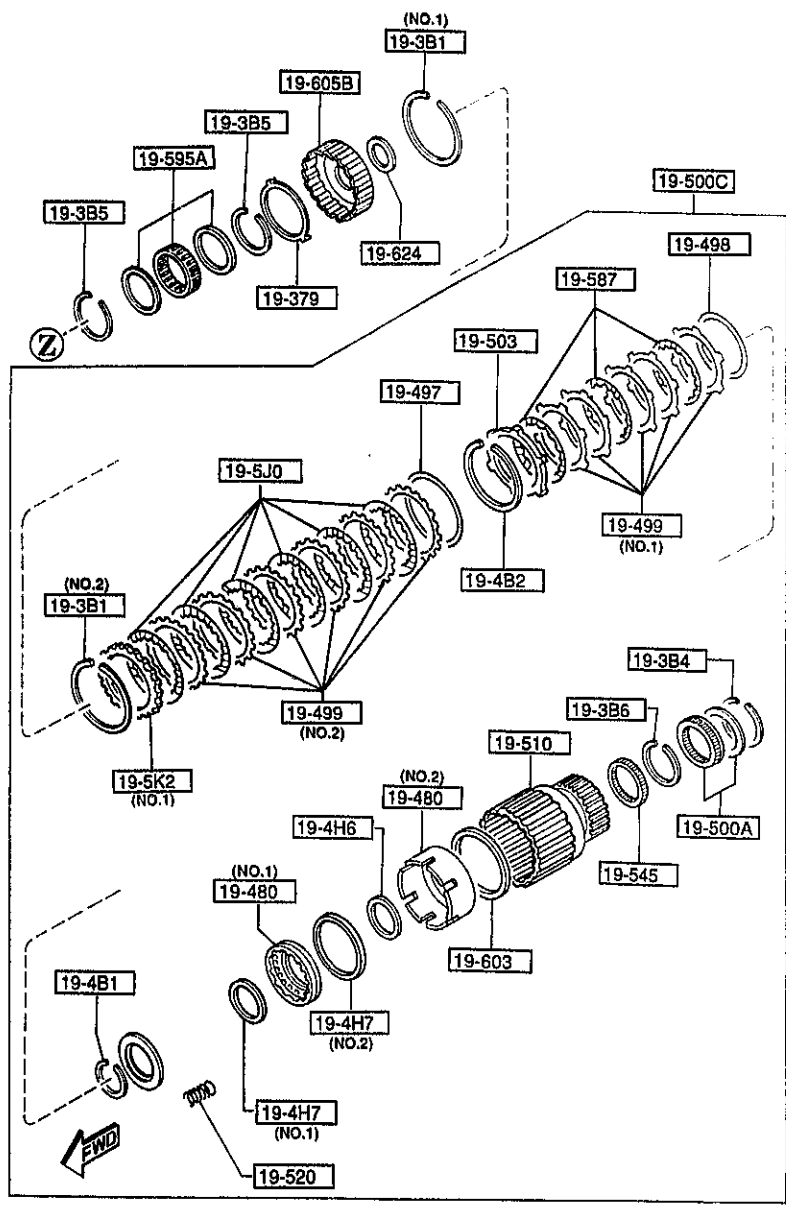
① → ② → 19-750
 THE D-CODE OF 19-750 CONSISTS OF
 FIGURE NUMBERS ① THROUGH ②.



| PART NO. | QTY | MODEL/RESTRICTION | MODEL/RESTRICTION | MODEL/RESTRICTION | FROM-TO |
|--------------------|-----|------------------------|-------------------|-------------------|---------|
| 21-252 | | PLUG, STOPPER | | | |
| BV11-21-252 | 2 | | | | |
| 21-253 | | GASKET, DRUM SUPPORT | | | |
| BV11-21-253 | 1 | | | | |
| 21-283 | | VALVE, LOCK UP CONTROL | | | |
| BV40-21-283 | 1 | | | | |
| 21-384 | | PISTON, ACCUMULATOR | | | |
| BV11-21-384 | 1 | | | | |
| 21-776 | | PLATE, RETAINING | | | |
| BV40-21-776 | 2 | | | | |
| 21-782 | | PLATE | | | |
| BV11-21-782 | 2 | | | | |
| 21-784 | | PLATE | | | |
| BV11-21-784 | 2 | | | | |
| 21-786 | | PLATE | | | |
| BV11-21-786 | 3 | | | | |
| BV35-21-786 | 3 | | | | |
| 21-793 | | PLATE | | | |
| BV35-21-793 | 1 | | | | |
| -5C01 | | | | | |
| 5C01- | | | | | |
| 5C01 FD333 -400331 | | | | | |



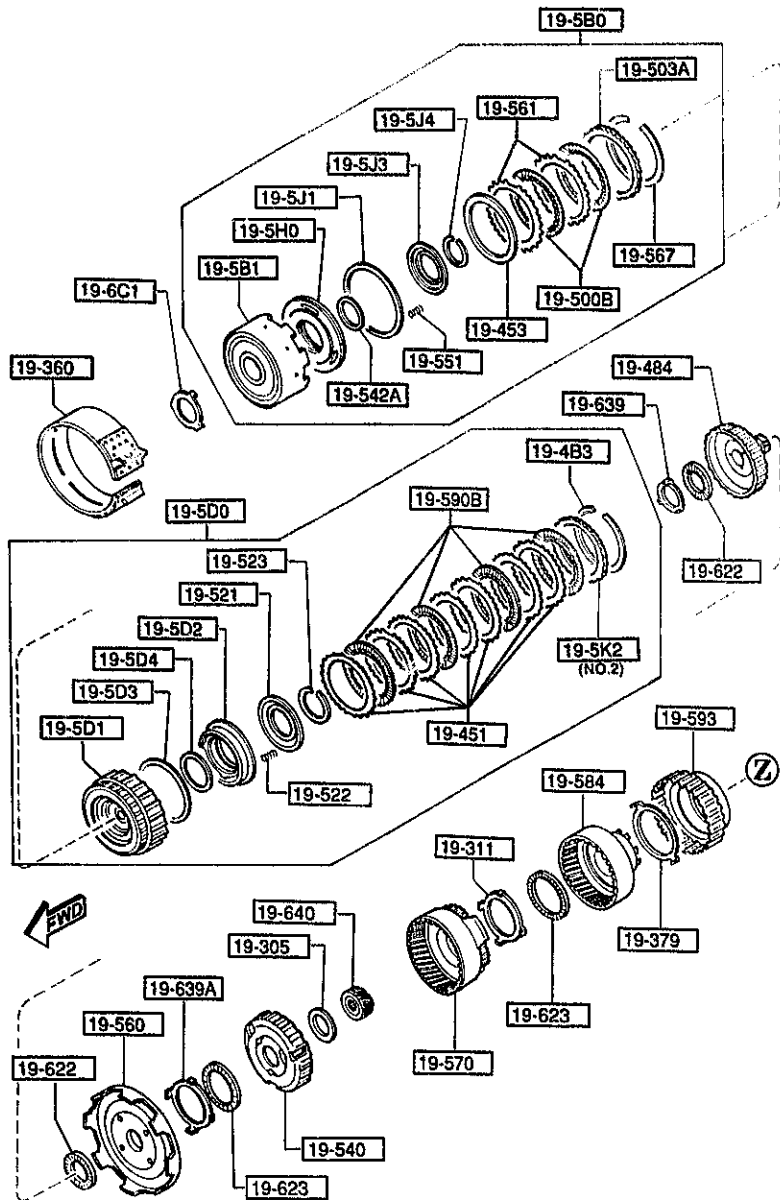
AUFA06



AUFA06

1930 AUTOMATIC TRANSMISSION CLUTCHES & PLANETARY GEARS (1/2)

1930 -1 AUTOMATIC TRANSMISSION CLUTCHES & PLANETARY GEARS



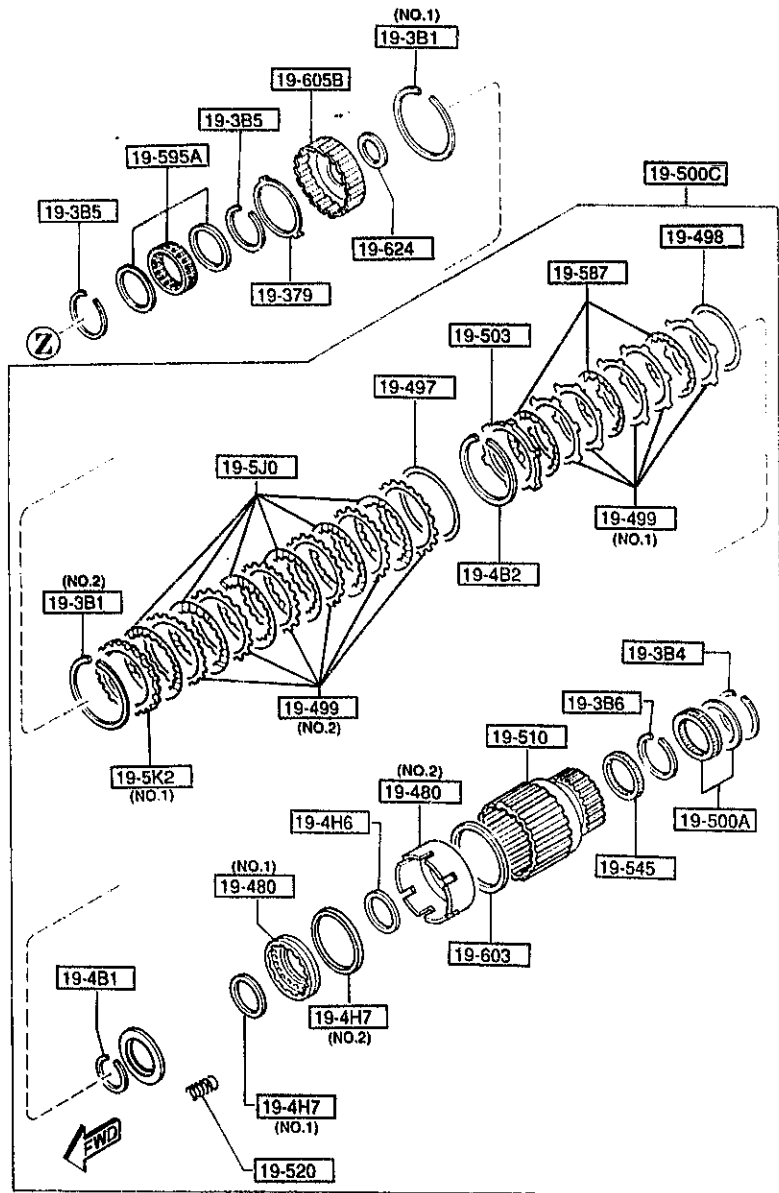
| PART NO. | QTY | MODEL/RESTRICTION | MODEL/RESTRICTION | MODEL/RESTRICTION | FROM-TO |
|--------------------|-----|-------------------|-------------------|-------------------|---------|
| 19-381 | | RING, SNAP | | | |
| BV11-19-381 | 1 | (ILLUST. NO.1) | | | |
| BV12-19-381 | 1 | (ILLUST. NO.2) | | | |
| 19-384 | | RING, SNAP | | | |
| BV11-19-384 | 1 | | | | |
| 19-385 | | RING, SNAP | | | |
| BV11-19-385A | 2 | | | | |
| 19-386 | | RING, SNAP | | | |
| BV11-19-386 | 1 | | | | |
| 19-305 | | BEARING, NEEDLE | | | |
| BV11-19-305 | 1 | | | | |
| 19-311 | | RACE, BEARING | | | |
| BV11-19-311 | 1 | | | | |
| 19-360 | | BAND, BRAKE | | | |
| BV65-19-360 | 1 | | | | |
| 19-379 | | WASHER, TRUST | | | |
| BV11-19-379 | 2 | | | | |
| 19-481 | | RING, SNAP | | | |
| BV30-19-481 | 1 | | | | |
| 19-482 | | RING, SNAP | | | |
| BV11-19-482 | 1 | | | | |
| 19-483 | | RING, SNAP | | | |
| BV11-19-483 | 1 | | | | |
| 19-4H6 | | SEAL, LATHE CUT | | | |
| BV11-19-4H6 | 1 | | | | |
| 19-4H7 | | SEAL, PISTON | | | |
| BV30-19-4H7 | 1 | (ILLUST. NO.2) | | | |
| BV11-19-4H7 | 1 | (ILLUST. NO.1) | | | |
| | | | | | -5B14 |
| 5B14 FB333 -400331 | | | | | |

AUFA06

CAT. AUFA06-04

1997-01

1930 AUTOMATIC TRANSMISSION CLUTCHES & PLANETARY GEARS (2/2)



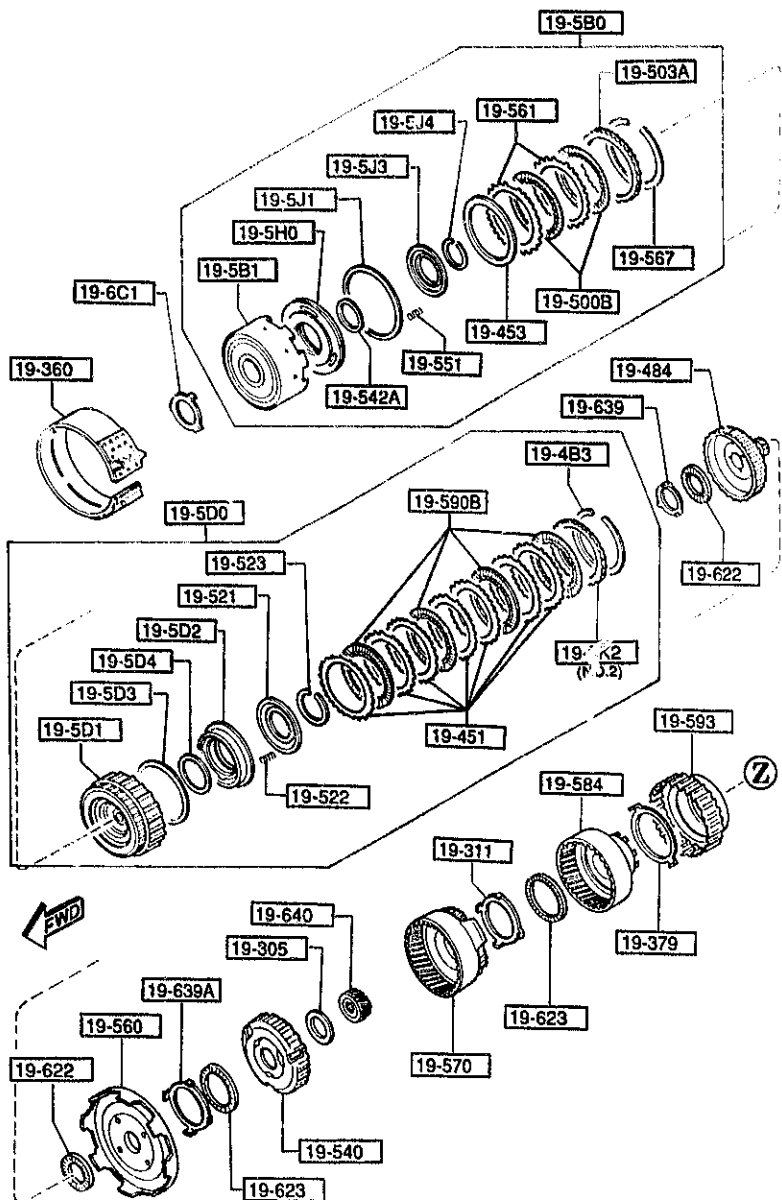
| PART NO. | QTY | MODEL/RESTRICTION | MODEL/RESTRICTION | MODEL/RESTRICTION | FROM-TO |
|---------------------------------|-------|--------------------|-------------------|-------------------|-----------|
| CONT'D | | | | | |
| *BV11-19-4H7A | 1 | (ILLUST. NO.1) | | | 5B14-5C01 |
| BV80-19-4H7 | 1 | (ILLUST. NO.1) | | | 5C01- |
| 19-451 | | PLATE,DRIVEN | | | |
| BV11-19-451 | 7 | | | | |
| 19-453 | | PLATE,RETAINING | | | |
| BV11-19-453 | 1 | | | | -4C01 |
| BV71-19-544 | 1 | | | | 4C01- |
| 19-480 | | PISTON,CLUTCH | | | |
| BV45-19-3F0 | 1 | (ILLUST. NO.1) | | | |
| BV11-19-480 | 1 | (ILLUST. NO.2) | | | -5118 |
| BV56-19-480 | 1 | (ILLUST. NO.2) | | | 5118- |
| 19-484 | | HUB,FORWARD CLUTCH | | | |
| BV11-19-484 | 1 | | | | -5201 |
| BV11-19-484B | 1 | | | | 5201- |
| 19-497 | | PLATE,DISHED | | | |
| BV11-19-497 | 1 | | | | |
| 19-498 | | PLATE,DISHED | | | |
| BV11-19-498 | 1 | | | | |
| 19-499 | | PLATE,DRIVEN | | | |
| BV11-19-499 | 5 | (ILLUST. NO.1) | | | |
| BV45-19-499 | 6 | (ILLUST. NO.2) | | | -5118 |
| BV56-19-499 | 6 | (ILLUST. NO.2) | | | 5118- |
| 19-580 | | CLUTCH,REVERSE | | | |
| BV11-19-580B | 1 | | | | |
| 19-5B1 | | DRUM,REVERSE | | | |
| BV11-19-5B1A AN(BV71-19-5B1) | 1 | | | | -4C01 |
| BV71-19-5B1 | 1 | | | | 4C01- |
| 19-5D0 | | CLUTCH,HIGH | | | |
| BV65-19-5D0A | 1 | | | | |
| 4C01 | FD333 | -400022 | | | |
| 5118 | FD333 | -400026 | | | |
| 5201 | FD333 | -400026 | | | |
| 5B14 | FD333 | -400331 | | | |
| 5C01 | FD333 | -400331 | | | |

AUFA08

CAT. AUFA06-04

1997-01

1930 AUTOMATIC TRANSMISSION CLUTCHES & PLANETARY GEARS (1/2)



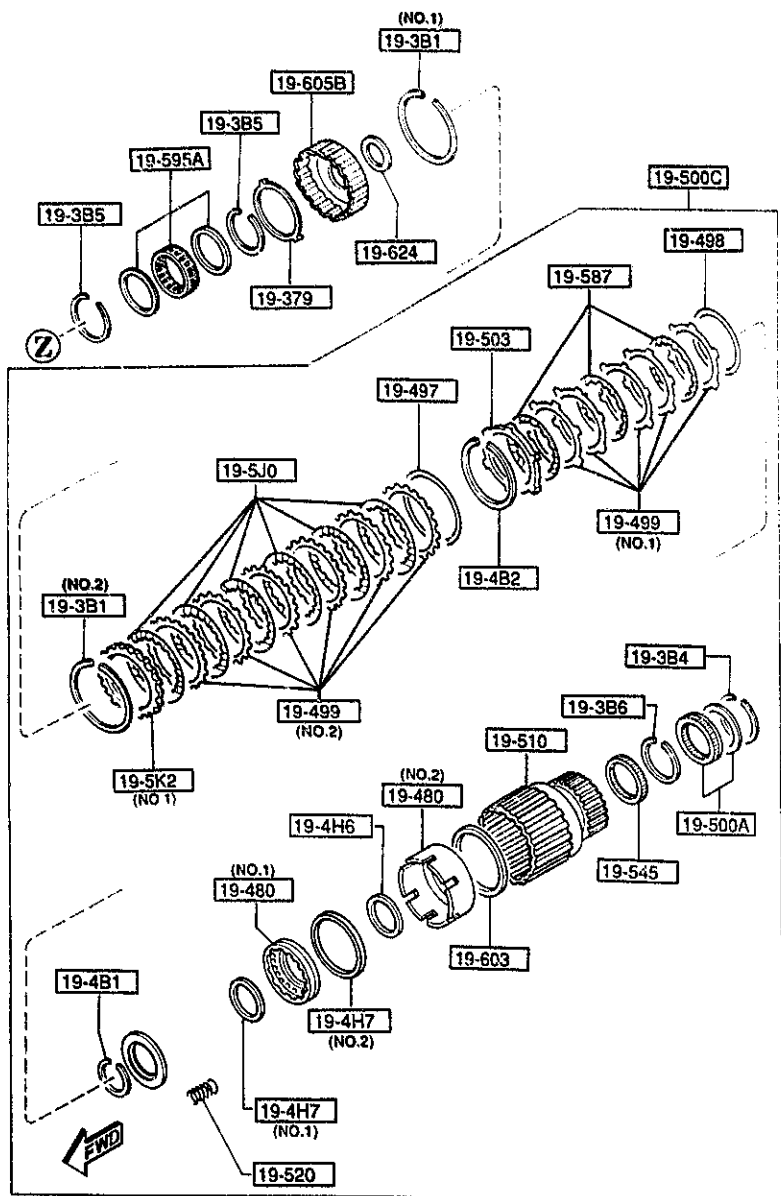
| PART NO. | QTY | MODEL/RESTRICTION | MODEL/RESTRICTION | MODEL/RESTRICTION | FROM-TO |
|--------------------|-----|----------------------------|-------------------|-------------------|---------|
| 19-5D1 | | DRUM, HIGH CLUTCH | | | |
| BV11-19-5D1B | 1 | | | | |
| 19-5D2 | | PISTON, HIGH CLUTCH | | | |
| BV11-19-5D2 | 1 | | | | |
| 19-5D3 | | SEAL, LATHE CUT | | | |
| BV11-19-5D3 | 1 | | | | |
| 19-5D4 | | SEAL, LATHE CUT | | | |
| BV11-19-5D4 | 1 | | | | |
| 19-5H0 | | PISTON, REVERSE | | | |
| BV11-19-5H0 | 1 | | | | |
| 19-5J0 | | PLATE, DRIVE | | | |
| BV11-19-5J0 | 6 | | | | -5118 |
| BV56-19-5J0 | 6 | | | | 5118- |
| 19-5J1 | | SEAL, OUTER | | | |
| BV11-19-5J1 | 1 | | | | |
| 19-5J3 | | SPRING, RETURN | | | |
| BV11-19-5J3 | 1 | | | | |
| 19-5J4 | | RING, SNAP | | | |
| BV11-19-5J4 | 1 | | | | |
| 19-5K2 | | PLATE, RETAINING | | | |
| BV65-19-5K2 | 1 | T=3.4MM (ILLUST. NO. 2) | | | |
| BV65-19-5K3 | 1 | T=3.6MM (ILLUST. NO. 2) | | | |
| BV65-19-5K4 | 1 | T=3.8MM (ILLUST. NO. 2) | | | |
| BV65-19-5K5 | 1 | T=4MM (ILLUST. NO. 2) | | | |
| BV65-19-5K6 | 1 | T=4.2MM (ILLUST. NO. 2) | | | |
| BV11-19-5K2 | 1 | T=4MM (ILLUST. NO. 1) | | | -5118 |
| BV11-19-5K3 | 1 | T=4.2MM | | | |
| 5118 FD333 -400026 | | | | | |

AUFA05

CAT. AUFA06-04

1997-01

1930 AUTOMATIC TRANSMISSION CLUTCHES & PLANETARY GEARS (2/2)



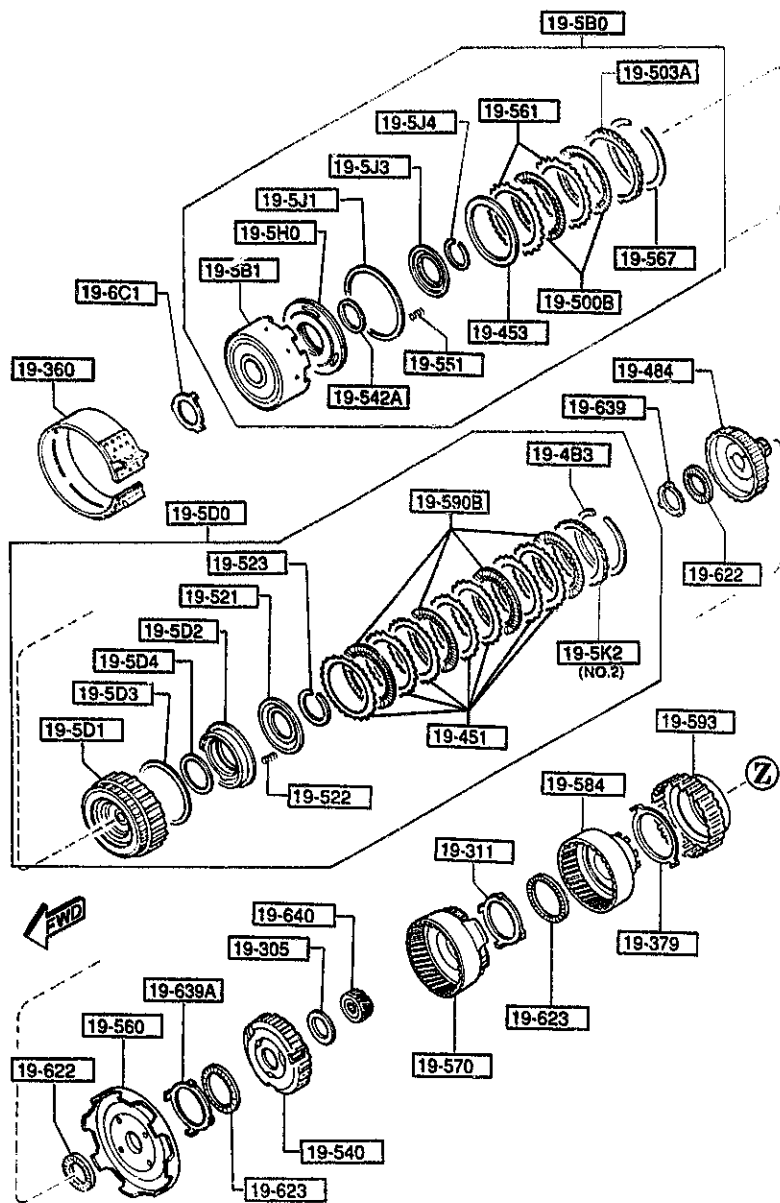
| PART NO. | QTY | MODEL/RESTRICTION | MODEL/RESTRICTION | MODEL/RESTRICTION | FROM-TO |
|---------------------------------|-----|--|-------------------|-------------------|---------|
| CONT'D | 1 | (ILLUST. NO.1) | | | -5118 |
| BV11-19-5K4 | 1 | T=4.4MM (ILLUST. NO.1) | | | -5118 |
| BV11-19-5K5 | 1 | T=4.6MM (ILLUST. NO.1) | | | -5118 |
| BV11-19-5K6 | 1 | T=4.8MM (ILLUST. NO.1) | | | -5118 |
| BV11-19-5K7 | 1 | T=5MM (ILLUST. NO.1) | | | -5118 |
| BV11-19-5K8 | 1 | T=5.2MM (ILLUST. NO.1) | | | -5118 |
| BV35-19-5K2 | 1 | T=8.0MM (ILLUST. NO.1) | | | 5118- |
| BV35-19-5K3 | 1 | T=8.2MM (ILLUST. NO.1) | | | 5118- |
| BV35-19-5K4 | 1 | T=8.4MM (ILLUST. NO.1) | | | 5118- |
| BV35-19-5K5 | 1 | T=8.6MM (ILLUST. NO.1) | | | 5118- |
| BV35-19-5K6 | 1 | T=8.8MM (ILLUST. NO.1) | | | 5118- |
| BV35-19-5K7 | 1 | T=9.0MM (ILLUST. NO.1) | | | 5118- |
| BV35-19-5K8 | 1 | T=9.2MM (ILLUST. NO.1) | | | 5118- |
| | | -----+----- 19-500A +-----+----- | CLUTCH & ONE WAY | | |
| BV11-19-651 | 1 | | | | |
| | | -----+----- 19-500B +-----+----- | PLATE, DRIVEN | | |
| BV11-19-620A AN(BV71-19-620) | 2 | | | | -4C01 |
| BV71-19-620 | 2 | | | | 4C01- |
| | | -----+----- 19-500C +-----+----- | CLUTCH | | |
| BV11-19-500A | 1 | | | | -5118 |
| BV12-19-500 | 1 | | | | 5118- |
| | | -----+----- 19-503 +-----+----- | PLATE, RETAINING | | |
| BV11-19-5K9 | 1 | T=5.2MM | | | |
| BV11-19-503 | 1 | T=4.0MM | | | |
| BV11-19-504 | 1 | T=4.2MM | | | |
| 4C01 FD333 -400022 | | | | | |
| 5118 FD333 -400026 | | | | | |

AUFA06

CAT. AUFA06-04

1997-01

1930 AUTOMATIC TRANSMISSION CLUTCHES & PLANETARY GEARS (1/2)



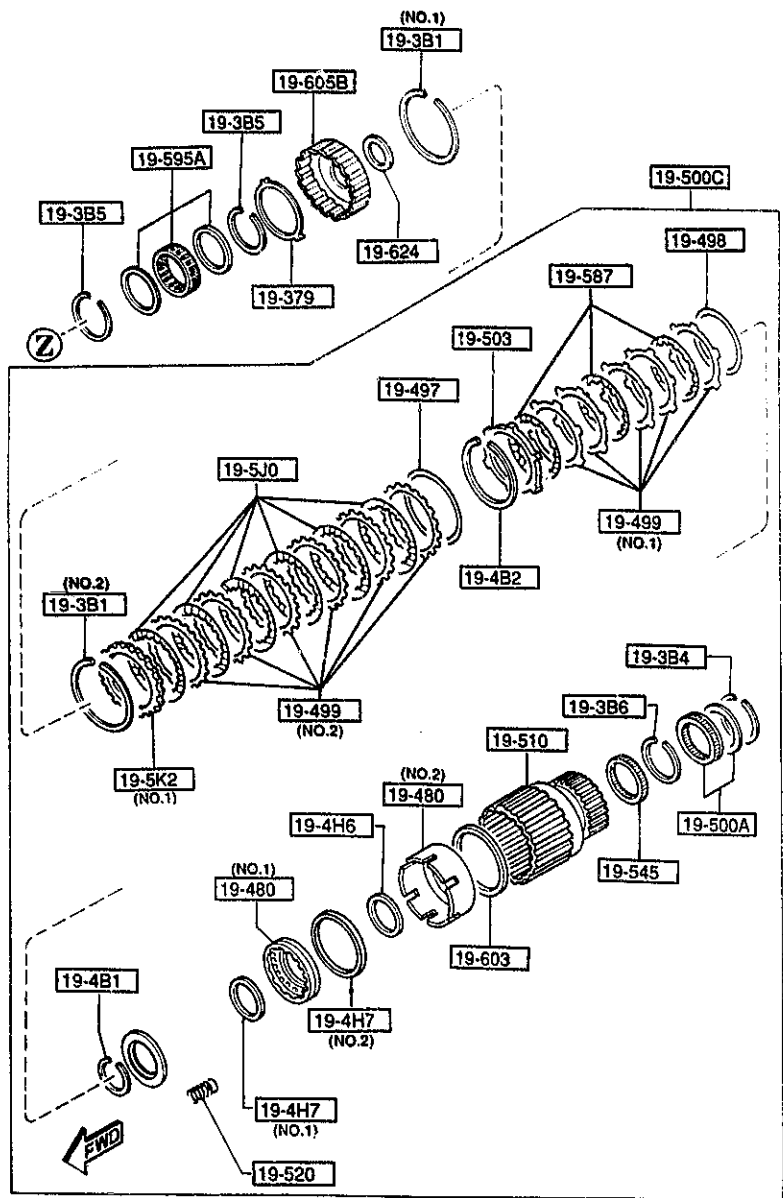
| PART NO. | QTY | MODEL/RESTRICTION | MODEL/RESTRICTION | MODEL/RESTRICTION | FROM-TO |
|---------------------------------|-----|--------------------------------|-------------------|-------------------|---------|
| CONT'D | 1 | | | | |
| BV11-19-505 | 1 | T=4.4MM | | | |
| BV11-19-506 | 1 | T=4.6MM | | | |
| BV11-19-507 | 1 | T=4.8MM | | | |
| BV11-19-508 | 1 | T=5.0MM | | | |
| 19-503A | | PLATE, RETAINING | | | |
| BV11-19-454A AN(BV71-19-454) | 1 | T=4.6MM | | | -4C01 |
| BV11-19-456A AN(BV71-19-456) | 1 | T=4.8MM | | | -4C01 |
| BV11-19-457A | 1 | T=5MM | | | -4C01 |
| BV11-19-458A AN(BV71-19-458) | 1 | T=5.2MM | | | -4C01 |
| BV11-19-459A AN(BV71-19-459) | 1 | T=5.4MM | | | -4C01 |
| BV11-19-572A | 1 | T=5.6MM | | | -4C01 |
| BV11-19-573A | 1 | T=5.8MM | | | -4C01 |
| BV71-19-454 | 1 | T=4.8MM | | | 4C01- |
| BV71-19-456 | 1 | T=5.0MM | | | 4C01- |
| BV71-19-458 | 1 | T=5.3MM | | | 4C01- |
| BV71-19-459 | 1 | T=5.6MM | | | 4C01- |
| 19-510 | | CLUTCH, REAR | | | |
| BV11-19-510A | 1 | | | | |
| 19-520 | | RETAINER, SPRING-CLU. ONE W | | | |
| BV11-19-520 | 1 | | | | |
| 19-521 | | RETAINER | | | |
| BV11-19-521 | 1 | | | | |
| 19-522 | | SPRING | | | |
| 4C01 FD333 -400022 | | | | | |

AUFA06

CAT. AUFA06-04

1997-01

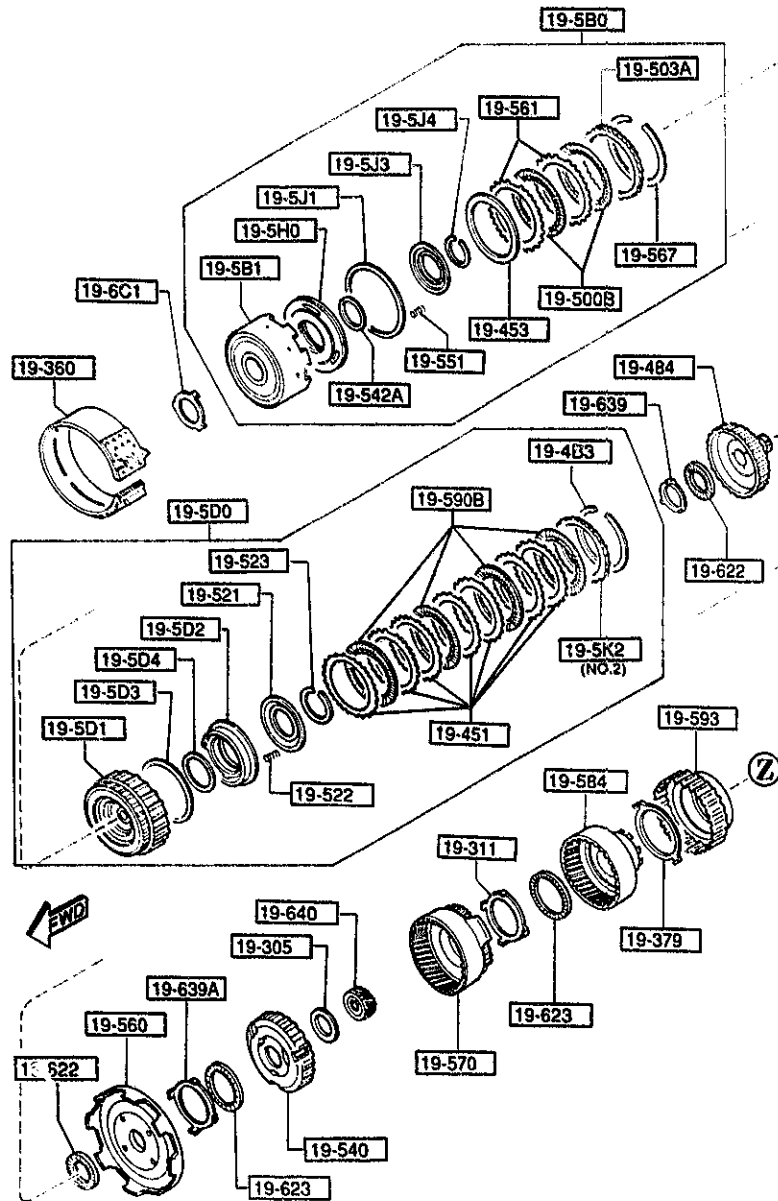
1930 AUTOMATIC TRANSMISSION CLUTCHES & PLANETARY GEARS (2/2)



| PART NO. | QTY | MODEL/RESTRICTION | MODEL/RESTRICTION | MODEL/RESTRICTION | FROM-TO |
|--------------------|-----|---------------------------|-------------------|-------------------|---------|
| CONT'D | | | | | |
| BV11-19-522 | 16 | | | | |
| 19-523 | | RING, SNAP | | | |
| BV11-19-523 | 1 | | | | |
| 19-540 | | CARRIER, FRONT | | | |
| BV45-19-540 | 1 | | | | -5601 |
| BV57-19-540 | 1 | | | | 5601- |
| 19-542A | | SEAL, 'O'RING | | | |
| BV11-19-542 | 1 | | | | |
| 19-545 | | BEARING, NEEDLE | | | |
| BV56-19-545 | 1 | | | | |
| 19-551 | | SPRING, PISTON RETAINER | | | |
| BV11-19-551 | 16 | | | | |
| 19-560 | | GEAR, SUN | | | |
| BV65-19-560 | 1 | | | | |
| 19-561 | | PLATE, DRIVEN-REV. PISTON | | | |
| BV45-19-561A | 2 | | | | |
| 19-567 | | RING, SNAP | | | |
| BV11-19-567 | 1 | | | | -5801 |
| BV80-19-3B1 | 1 | | | | 5801- |
| 19-570 | | CARRIER, REAR | | | |
| BV46-19-570 | 1 | | | | |
| 19-584 | | GEAR, INTERNAL | | | |
| BV45-19-584 | 1 | | | | |
| 19-587 | | PLATE | | | |
| BV11-19-587 | 3 | | | | |
| 19-590B | | PLATE, DRIVE | | | |
| BV11-19-590 | 4 | | | | |
| 5601 FD333 -400230 | | | | | |
| 5801 FD333 -400230 | | | | | |

1930 AUTOMATIC TRANSMISSION CLUTCHES & PLANETARY GEARS (1/2)

1930 -7 AUTOMATIC TRANSMISSION CLUTCHES & PLANETARY GEARS



| PART NO. | QTY | MODEL/RESTRICTION | MODEL/RESTRICTION | MODEL/RESTRICTION | FROM-TO |
|--------------------|-----|-------------------|-------------------|-------------------|---------|
| 19-593 | | RACE, OUTER | | | |
| BV11-19-593 | 1 | | | | |
| 19-595A | | CLUTCH, ONE WAY | | | |
| BV11-19-595 | 1 | | | | |
| 19-6C1 | | RACE, BEARING | | | |
| BV11-19-6C1 | 1 | T=0.8MM | | | |
| BV11-19-6C2 | 1 | T=1MM | | | |
| BV11-19-6C3 | 1 | T=1.2MM | | | |
| BV11-19-6C7 | 1 | T=2.0MM | | | |
| BV11-19-6C4 | 1 | T=1.4MM | | | -5801 |
| BV11-19-6C5 | 1 | T=1.6MM | | | -5801 |
| BV11-19-6C6 | 1 | T=1.8MM | | | -5801 |
| BV80-19-6C4 | 1 | T=1.4MM | | | 5801- |
| BV80-19-6C5 | 1 | T=1.6MM | | | 5801- |
| BV80-19-6C6 | 1 | T=1.8MM | | | 5801- |
| 19-603 | | SEAL, PISTON | | | |
| BV11-19-603 | 1 | | | | |
| 19-605B | | HUB | | | |
| BV11-19-605 | 1 | | | | |
| 19-622 | | BEARING, NEEDLE | | | |
| 0338-19-622 | 2 | | | | |
| 19-623 | | BEARING, NEEDLE | | | |
| BV11-19-307 | 2 | | | | |
| 19-624 | | BEARING, NEEDLE | | | |
| BV55-19-304 | 1 | | | | |
| 5801 FD333 -400230 | | | | | |

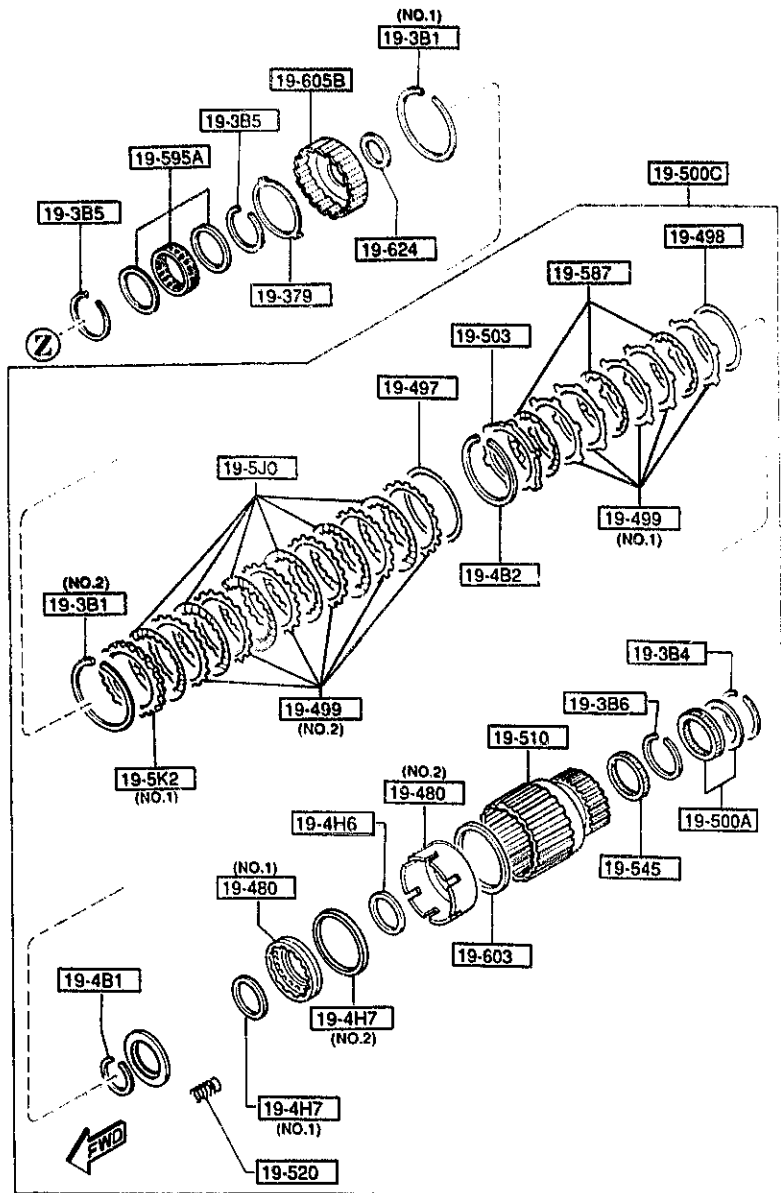
AUFA06

CAT. AUFA06-04

1997-01

1930 AUTOMATIC TRANSMISSION CLUTCHES & PLANETARY GEARS (2/2)

1930 -8 * AUTOMATIC TRANSMISSION CLUTCHES & PLANETARY GEARS



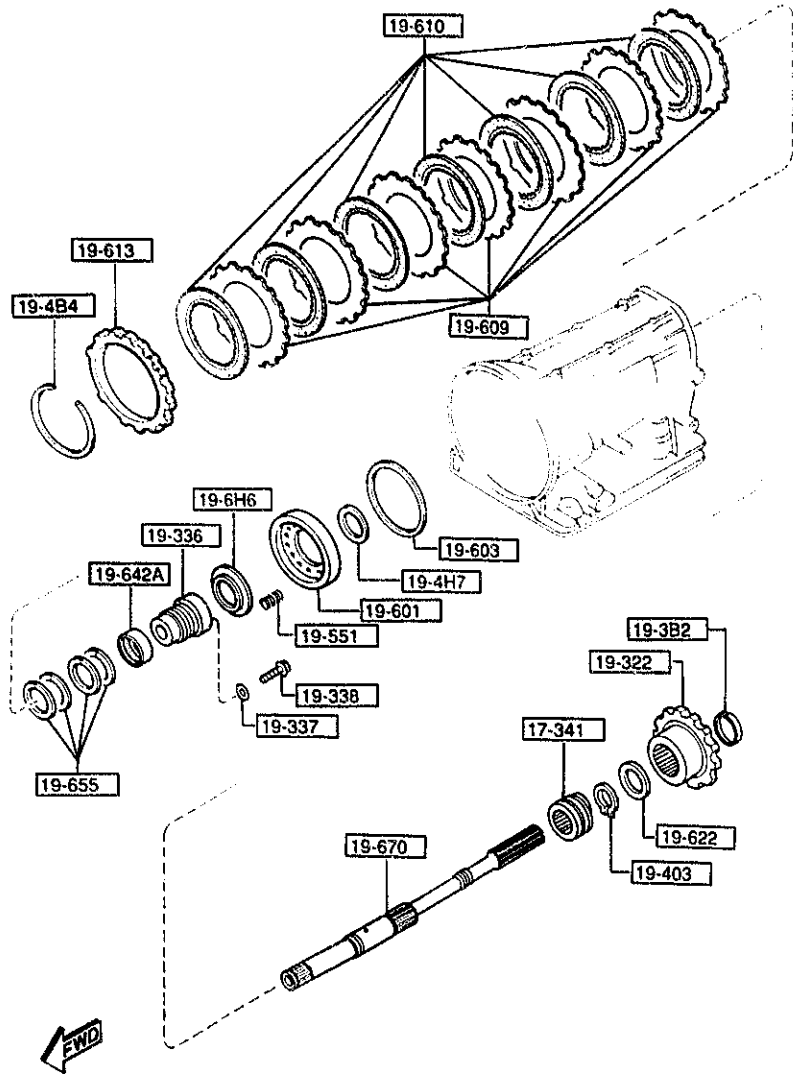
| PART NO. | QTY | MODEL/RESTRICTION | MODEL/RESTRICTION | MODEL/RESTRICTION | FROM-TO |
|-------------|-----|-------------------|-------------------|-------------------|---------|
| 19-639 | | RACE, BEARING | | | |
| BV11-19-303 | 1 | | | | |
| 19-639A | | RACE, BEARING | | | |
| BV11-19-306 | 1 | | | | |
| 19-640 | | GEAR, SMALL SUN | | | |
| BV46-19-6F1 | 1 | | | | |

AUFA06

CAT. AUFA06-04

1997-01

1940 AUTOMATIC TRANSMISSION GOVERNOR, LOW & REVERSE PISTON



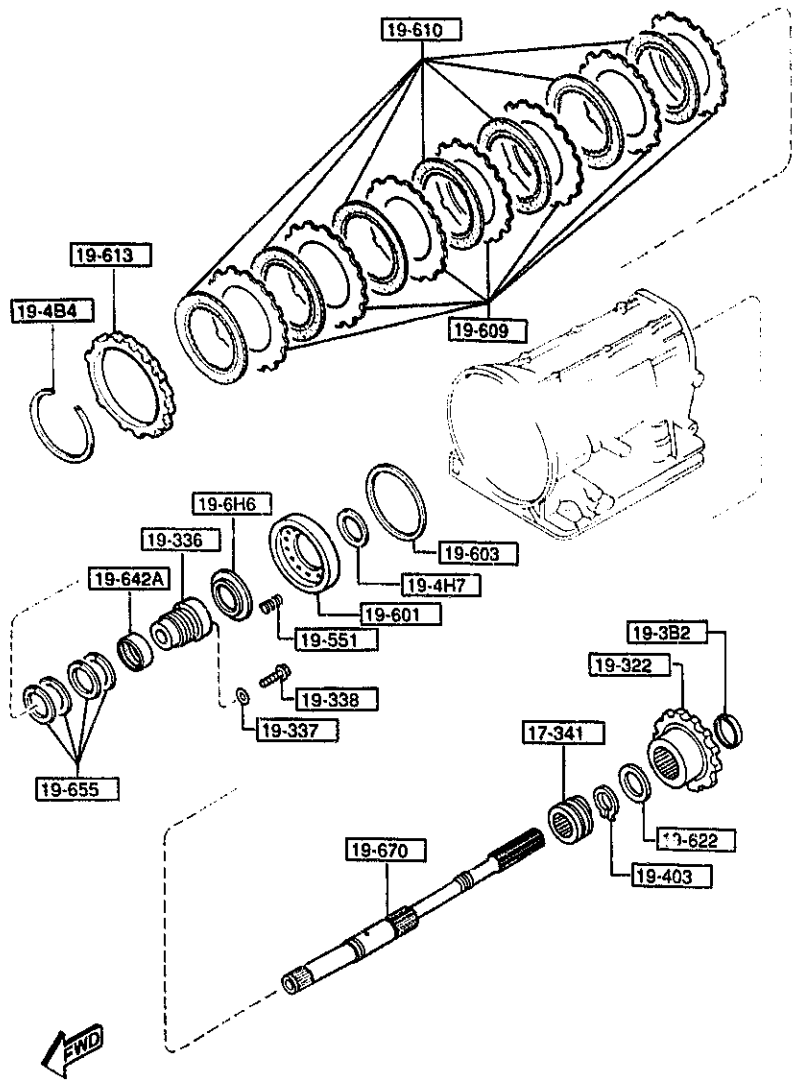
| PART NO. | QTY | MODEL/RESTRICTION | MODEL/RESTRICTION | MODEL/RESTRICTION | FROM TO |
|---------------|-------|-------------------------------|-------------------|-------------------|-----------|
| 17-341 | | GEAR,DRIVE | | | |
| BV41-17-341 | 1 | | | | |
| 19-382 | | RING,SNAP | | | |
| BV11-19-382 | 1 | | | | |
| 19-322 | | GEAR,PARKING | | | |
| BV11-19-322 | 1 | | | | |
| 19-336 | | RACE,INNER | | | |
| BV55-19-336 | 1 | | | | |
| 19-337 | | WASHER,PLAIN | | | |
| BV11-19-337 | 7 | | | | -5201 |
| BV45-19-337 | 7 | | | | 5201- |
| 19-338 | | BOLT | | | |
| BV11-19-338 | 7 | | | | -5201 |
| 19-4B4 | | RING,SNAP | | | |
| BV11-19-4B4 | 1 | | | | |
| 19-4H7 | | SEAL,PISTON | | | |
| BV11-19-4H7 | 1 | | | | -5B14 |
| *BV11-19-4H7A | 1 | | | | 5B14-5C01 |
| BV80-19-4H7 | 1 | | | | 5C01- |
| 19-403 | | RING,SNAP-PISTON STE M LOW | | | |
| BV40-19-403 | 1 | | | | |
| 19-551 | | SPRING,PISTON RETAIN ER | | | |
| BV65-19-551 | 18 | | | | |
| 19-6H6 | | RETAINER,SPRING | | | |
| BV65-19-6H6 | 1 | | | | |
| 19-601 | | PISTON,LOW & REVERSE | | | |
| BV65-19-601 | 1 | | | | |
| 19-603 | | SEAL,PISTON | | | |
| 5201 | FD333 | -400026 | | | |
| 5B14 | FD333 | -400331 | | | |
| 5C01 | FD333 | -400331 | | | |

AUFA06

CAT. AUFA06-04

1997-01

1940 AUTOMATIC TRANSMISSION GOVERNOR, LOW & REVERSE PISTON



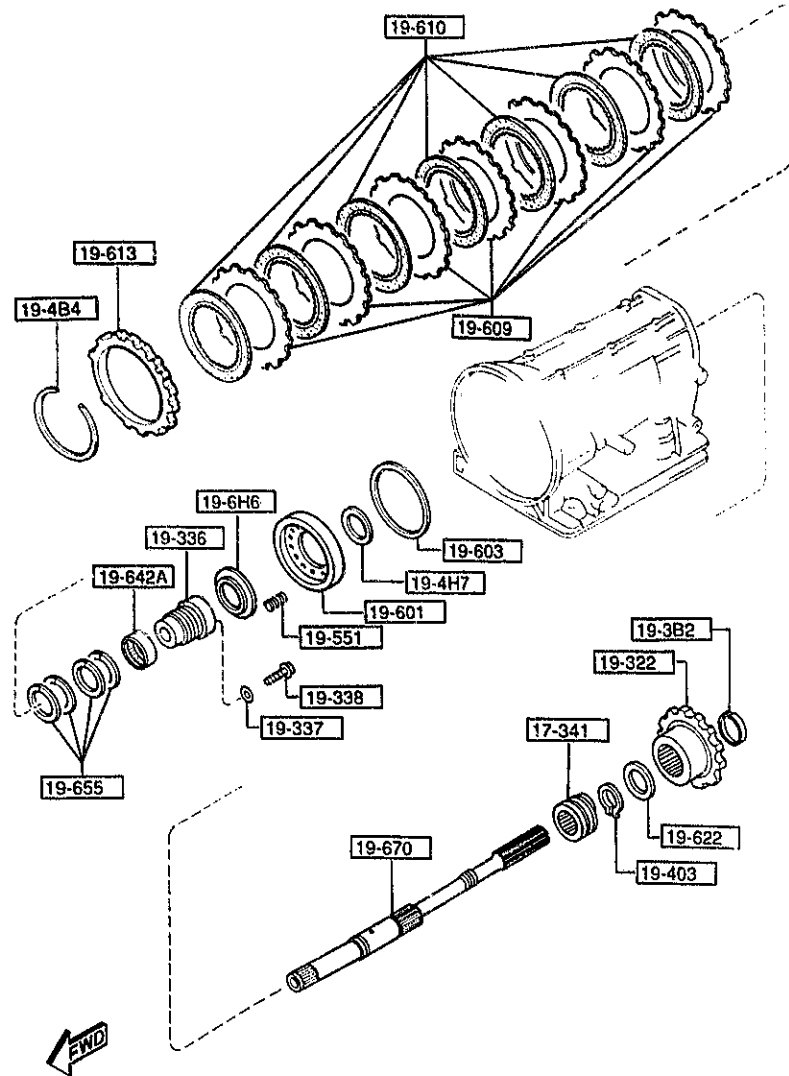
| PART NO. | QTY | MODEL/RESTRICTION | MODEL/RESTRICTION | MODEL/RESTRICTION | FROM-TO |
|--------------------|-----|-------------------|-------------------|-------------------|---------|
| CONT'D | | | | | |
| BV11-19-603 | 1 | | | | |
| 19-609 | | PLATE, DRIVEN | | | |
| BV45-19-609 | 7 | | | | |
| 19-610 | | PLATE, DRIVE | | | |
| BV56-19-610 | 7 | | | | |
| 19-613 | | PLATE, RETAINING | | | |
| BV45-19-613 | 1 | T=8.4MM | | | |
| BV65-19-613 | 1 | T=8.0MM | | | |
| BV66-19-613 | 1 | T=8.2MM | | | |
| BV45-19-615 | 1 | T=8.6MM | | | |
| BV65-19-615 | 1 | T=7.6MM | | | |
| BV11-19-616 | 1 | T=9.0MM | | | |
| BV45-19-616 | 1 | T=8.8MM | | | |
| BV65-19-616 | 1 | T=7.8MM | | | |
| BV65-19-617 | 1 | T=6.8MM | | | |
| BV65-19-618 | 1 | T=7.0MM | | | |
| BV65-19-623 | 1 | T=7.2MM | | | |
| BV65-19-625 | 1 | T=7.4MM | | | |
| BV11-19-613 | 1 | T=9.8MM | | | -5814 |
| BV65-19-628 | 1 | T=6.6MM | | | -5814 |
| 19-622 | | BEARING, NEEDLE | | | |
| BV11-19-622 | 1 | | | | |
| 19-642A | | WASHER, THRUST | | | |
| BV11-19-5F1 | 1 | | | | -5901 |
| BV11-19-324 | 1 | | | | 5901- |
| 5901 FD333 -400232 | | | | | |
| 5814 FD333 -400331 | | | | | |

AUFA06

CAT. AUFA06-04

1997-01

1940 AUTOMATIC TRANSMISSION GOVERNOR, LOW & REVERSE PISTON



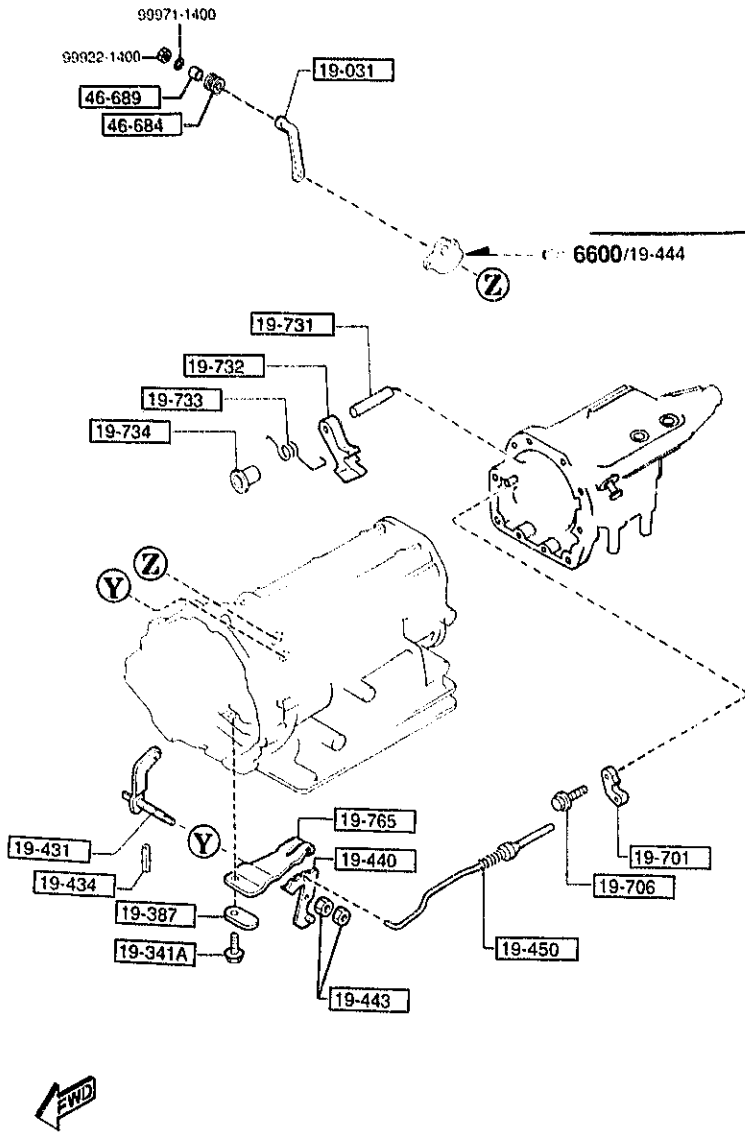
| PART NO. | QTY | MODEL/RESTRICTION | MODEL/RESTRICTION | MODEL/RESTRICTION | FROM-TO |
|-------------|-----|-------------------|-------------------|-------------------|---------|
| 19-655 | | RING, SEAL | | | |
| BV11-19-655 | 4 | | | | |
| 19-670 | | SHAFT | | | |
| BV45-19-670 | 1 | | | | |

AUFA06

CAT. AUFA06-04

1997-01

1950 AUTOMATIC TRANSMISSION MANUAL LINKAGE SYSTEM



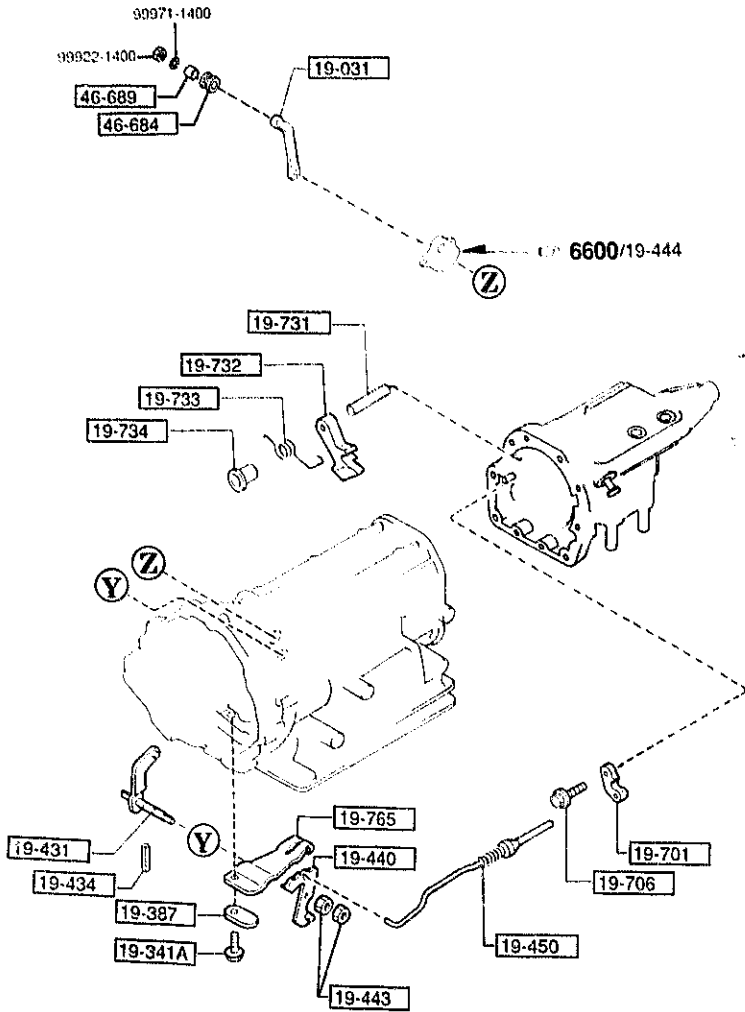
| PART NO. | QTY | MODEL/RESTRICTION | MODEL/RESTRICTION | MODEL/RESTRICTION | FROM-TO |
|--------------|-----|---------------------|-------------------|-------------------|---------|
| 19-031 | | LEVER, SELECT | | | |
| BV65-19-030 | 1 | | | | |
| 19-341A | | BOLT | | | |
| BV11-19-341 | 1 | | | | |
| 19-387 | | SPACER | | | |
| BV11-19-387A | 1 | | | | |
| 19-431 | | SHAFT, MANUAL | | | |
| BV11-19-431 | 1 | | | | |
| 19-434 | | PIN | | | |
| BV11-19-434 | 1 | | | | |
| 19-440 | | PLATE, MANUAL | | | |
| BV65-19-440 | 1 | | | | |
| 19-443 | | NUT, SHAFT | | | |
| BV45-19-443 | 2 | | | | |
| 19-450 | | ROD, PARKING | | | |
| BV11-19-450 | 1 | | | | |
| 19-701 | | SUPPORTER, ACTUATOR | | | |
| BV12-21-471 | 1 | | | | |
| 19-706 | | BOLT | | | |
| BV11-21-475 | 2 | | | | |
| 19-731 | | SHAFT, PARKING PAWL | | | |
| BV11-21-472 | 1 | | | | |
| 19-732 | | PAWL, PARKING | | | |
| BV11-19-732 | 1 | | | | |
| 19-733 | | SPRING, PAWL RETURN | | | |
| BV11-19-733 | 1 | | | | |
| 19-734 | | SPACER, DOWEL | | | |
| BV11-19-734 | 1 | | | | |

AUFA06

CAT. AUFA06-04

1997-01

1950 AUTOMATIC TRANSMISSION MANUAL LINKAGE SYSTEM

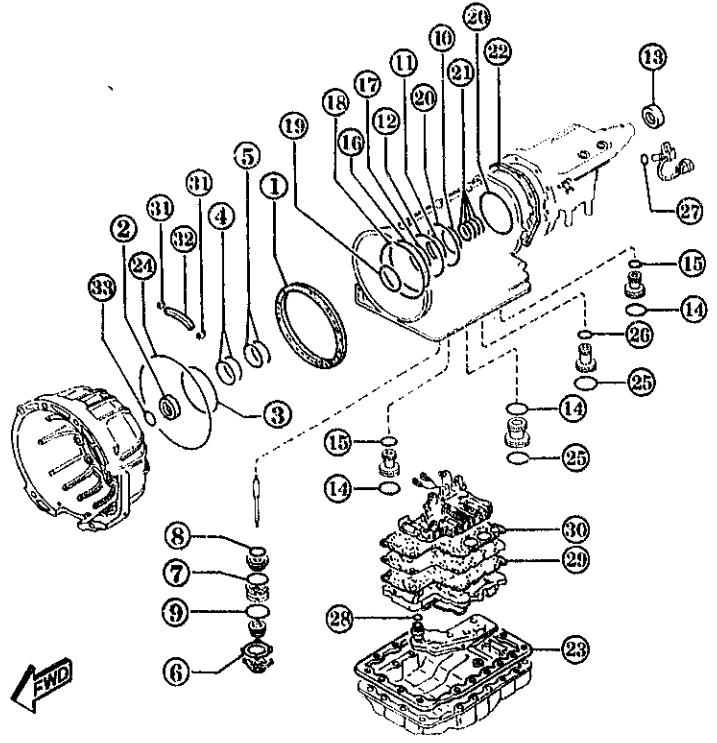


| PART NO. | QTY | MODEL/RESTRICTION | MODEL/RESTRICTION | MODEL/RESTRICTION | FROM-TO |
|--------------|-----|-----------------------|-------------------|-------------------|---------|
| 19-765 | | SPRING | | | |
| BV65-19-765A | 1 | | | | |
| 46-684 | | BUSH | | | |
| H380-46-684 | 1 | | | | |
| 46-689 | | SPACER, CONTROL CABLE | | | |
| H380-46-689 | 1 | | | | |

1960 AUTOMATIC TRANSMISSION GASKET & SEAL KIT

22-900

- 1-GASKET, OIL PUMP (1)
- 2-SEAL, OIL (1)
- 3-RING, SEAL (1)
- 4-RING, SEAL (2)
- 5-RING, SEAL (2)
- 6-GASKET (1)
- 7-SEAL, PISTON (1)
- 8-SEAL, PISTON (1)
- 9-RING, 'O' (1)
- 10-SEAL, LATHE CUT (1)
- 11-SEAL, PISTON (1)
- 12-SEAL, PISTON (1)
- 13-SEAL, OIL (1)
- 14-SEAL, 'O' RING (3)
- 15-RING, 'O' (2)
- 16-SEAL, LATHE CUT (1)
- 17-SEAL, LATHE CUT (1)
- 18-SEAL, OUTER (1)
- 19-SEAL, 'O' RING (1)
- 20-SEAL, PISTON (2)
- 21-RING, SEAL (4)
- 22-GASKET, EXTENSION (1)
- 23-GASKET, OIL PAN (1)
- 24-RING, 'O' (1)
- 25-RING, 'O'-UP, ACCUM 2ND PIS (2)
- 26-RING, 'O'-ACCUM CLUTCH (1)
- 27-RING, 'O'-ACCUM FOR CLUTCH (1)
- 28-RING, 'O' (1)
- 29-GASKET, BODY-LWR (1)
- 30-GASKET, BODY-UPP (1)
- 31-SEAL, SIDE (2)
- 32-SEAL, FLANGE (1)
- 33-RING, 'O' (1)



| PART NO. | QTY | MODEL/RESTRICTION | MODEL/RESTRICTION | MODEL/RESTRICTION | FROM-TO |
|--------------------|-----|-------------------|-------------------|-------------------|---------|
| 22-900 | | GASKET & SEAL KIT | | | |
| BV65-22-900 | 1 | | | | -5814 |
| *BV65-22-900B | 1 | | | | 5814- |
| 5814 FD333 -400331 | | | | | |